



ANNUAL BUDGET

2026



DeKalb County
School District



Dr. Devon Q. Horton, Superintendent

Mrs. Deirdre P. Pierce, Board Chair
Ms. Allyson Gevertz, Vice Chair
Mr. Andrew B. Ziffer
Ms. Whitney McGinniss
Tiffany Hogan, Ph.D.
Mr. Dijon DaCosta, Sr.
Mr. Awet Eyasu

Dear Members of the DeKalb Board of Education, Parents, Students, Staff, and Citizens of DeKalb County,

It is my privilege to present to you the FY2026 Annual Budget Book for the upcoming school year. This budget reflects our unwavering commitment to academic excellence and fiscal responsibility, while ensuring that every student in our district has access to the resources and opportunities they need to thrive.

This year's budget process was guided by our core beliefs: meeting each student's academic, social, and emotional needs, supporting quality teaching and learning, creating equitable educational opportunities for all students, and embracing cultural diversity. As we crafted this budget, we considered both the needs of our students today and the long-term vision for our district's future.

Key priorities in this year's budget include:

- ✓ Investing in student achievement through expanded instructional programs, technology enhancements, and targeted supports for literacy, mathematics, and college and career readiness.
- ✓ Promoting access and opportunity by allocating resources to close achievement gaps and provide opportunities for all learners.
- ✓ Supporting our educators and staff by maintaining competitive salaries and professional development opportunities that empower them to deliver exceptional instruction.
- ✓ Enhancing safe and supportive learning environments through facility improvements, health and safety measures, and social-emotional learning supports.

We recognize that every budget is more than just numbers; it is a reflection of our shared commitment to educating and inspiring the next generation. This budget represents countless hours of collaboration with district leadership, school principals, staff, parents, and community stakeholders. I am deeply grateful for the dedication and partnership that make this work possible.

As we move forward, I invite you to engage with us, ask questions, and share your ideas. Together, we can ensure that our schools continue to be places where all DeKalb scholars can learn, grow, and succeed.

Thank you for your continued support of our schools, our staff, and, most importantly, our students.

Table of Contents

About the District	4
Executive Summary	5
FY2026 Budget Highlights	6
Mission & Vision	14
DeKalb County Board of Education	15
About the Superintendent	17
Organizational Structure	19
Strategic Plan	40
Student Data	45
Enrollment Data	46
Performance Data	47
Budgeting at DeKalb	54
Budgeting Process & Management	55
Budget Policies & Procedures	58
FY2026 Budget Calendar	63
FY2026 Board Approved Final Budget	68
General Fund Year Over Year Comparison	69
Budget Summaries by Division	75
Resource Allocation Methodology Plan & List of Title I Schools	92
Glossary of Terms	135
Appendix: FY26 Budget Survey Results	145
Appendix: School Allotments	160

About the District



DeKalb County
School District

Executive Summary

DeKalb County Board of Education was established in 1873 and is the third largest school district in the state of Georgia. DeKalb County School District serves over 92,000 students in 138 schools and programs and employs over 14,000 faculty and staff.

The budget enclosed is a representation of the Superintendent and Board of Education’s commitment to meet every student’s academic, social, and emotional needs while supporting quality teaching and learning. The fiscal year 2026 budget for DeKalb County Board of Education, as proposed by Superintendent, Dr. Devon Horton is presented in this document and is aligned to the mission, vision, and strategic goals of the Board of Education.

The proposed total budget for FY2026 is approximately \$2.15 billion for all funds including the General Fund. The proposed General Fund budget (operating budget) is \$1.64 billion reflecting an increase of 3.7% from the FY2025 budget. The funds that encompass the total Budget and reflected changes include:





DEKALB COUNTY SCHOOL DISTRICT

2025-2026 Tentative Budget

The FY2026 budget aims to prioritize student services while adopting a thoughtful approach to spending in these uncertain financial times, ensuring the long-term sustainability of DeKalb County School District.



General Fund Budget



Revenue

\$1.620
Billion



State

36%

Local

64%



Expenditures

Schools

60%

Divisions

40%



Enrollment

92,235



Per Student

\$17,559



Budget Considerations

Included in this budget...

- ✔ SHBP Increase
- ✔ TRS Increase
- ✔ Horizon School Support
- ✔ Full Step Raise
- ✔ Multi Tiered Student Support
- ✔ Lead Teacher Special Education
- ✔ Deferred Maintenance

REVENUES

Revenue Source	Amount	Percentage
Property Taxes	\$1,001,496,971	49.4%
Sales Taxes	166,000,000	8.2%
State Funds	619,672,498	30.6%
Federal Funds	196,347,612	9.7%
Charges for Services	1,500,000	.1%
Investment Earnings	30,800,000	1.5%
Miscellaneous	11,948,415	.6%
	\$2,027,765,496	100%

PROPERTY TAXES - \$1.0 BILLION

The proposed FY2026 budget for Property Taxes was developed in consideration of approved DeKalb County School District, property tax values for calendar year 2025, as well other projections based off historical collections. Highlights include:

- General fund revenues of \$35 million are anticipated from automobile, Title Ad Valorem Taxes (TAVT). This amount has been increasing annually as the “birthday tax,” or traditional ad valorem automobile tax gets phased out.
- Local Property Taxes are scheduled to bring in \$963.2 million to the general fund. This amount is based on 3% growth in the overall digest value as a result of revaluations, 1.6% new growth from the construction of new homes and other properties within DeKalb, as well as a tenth of a mill reduction in the assessed millage rate.
- An additional \$3.3 million from local alcohol excise taxes are anticipated to benefit the general fund in the upcoming fiscal year.

SALES TAXES - \$166.0 MILLION

The proposed FY2026 budget for Sales Taxes was estimated using historical collections as well as known and anticipated conditions in the real estate market and national, state and local economy. Highlights include:

- General fund revenues from transfer and intangible taxes of \$6M. This area has declined steeply over the last two years as the volume of real estate transactions continues to slide. Stubborn inflation and high interest rates have kept home values high, but homeowners are less likely to sell.

- Capital Project fund revenue from Special Purpose Local Option Sales Tax (SPLOST) of \$160 million.

STATE FUNDS - \$619.7 MILLION

The proposed FY2026 budget for State Funds was developed in consideration of anticipated Quality Basic Education (QBE) funds as reported by Georgia Department of Education (GaDOE) as well as the Governors proposed budget. Highlights include:

- Net general fund revenues from QBE of \$588.2 million. This is an increase of \$43.6 million from the current fiscal year, providing additional funding for the State Health Benefit Program, anticipated enrollment growth, changes in the district's student counts by program, and an increase in the employer's share of Teacher's Retirement System (TRS) from 20.78% to 21.91%.
- Anticipated Bright from the Start, Pre-K program receipts of \$13.9 million, as well as \$13.5 million from various other state programs all categorized and recorded in the district's non-major governmental funds.

FEDERAL FUNDS - \$196.3 MILLION

The proposed FY2026 budget for Federal Funds was developed from the federal awards in the current fiscal year. While there is great uncertainty at the federal level, the district's anticipated budget for Federal Funds in FY2026 contemplates funding consistent with the current year. As federal programs are awarded in FY2026, these initial budgets will be reversed and replaced with actual program budgets awarded after the start of the fiscal year. Highlights include:

- School Nutrition Fund revenue of \$81.3 million from the national school breakfast, lunch and snack programs.
- Non-Major Fund revenue of \$115.1 million from programs such as Title I, II, III and IV, as well as IDEA.

INVESTMENT EARNINGS - \$30.8 MILLION

DeKalb County Schools has a formalized treasury management strategy. All excess funds that are not needed to meet immediate cash flow needs are held within Georgia Fund 1, a local government investment pool administered by the State of Georgia, Office of the State Treasurer. For the month of March 2025, Georgia Fund 1 participants earned 4.37%. While this yield has slowly declined since September of 2024, the District anticipates meaningful investment earnings throughout FY2026. Highlights include:

- General Fund earnings of \$17.5 million.

- Capital Project Fund earnings of \$13.5 million, which primarily benefit the two active SPLOST programs.

ALL OTHER REVENUE - \$13.4 MILLION

The proposed FY2026 budget for Charges for Services and Miscellaneous revenue are based solely on historical collections. Highlights include:

- Total Charges for Services of \$1.5 million, and
- Miscellaneous Revenue of \$11.9 million.
-

EXPENDITURES

EXPENDITURE SUMMARY BY FUND

Fund Group	Budgeted Expense		Description
General Fund	\$1,635,130,946	76.0%	The primary operating fund for the District. The focus of this budget is to support the teaching and learning activities.
Capital Projects Fund	270,555,684	12.6%	Used for the acquisition or construction of capital facilities. This fund also includes tax proceeds from the (voter approved) education special purpose local option sales tax (SPLOST).
Debt Service Fund	0	0.0%	Used for the payment of principal and interest on general long-term debt.
School Nutrition	85,832,367	4.0%	Accounts for those activities to provide for the School Nutrition district wide program.
Non-Major Governmental Funds	159,827,631	7.4%	Accounts for specific revenue sources that are legally restricted to expenditures for specific purposes. This fund reflects categorical grants like Title and vocational grants.
Total	\$2,151,346,628	100%	

GENERAL FUND

The FY2026 DeKalb County Schools budget includes planned, general fund expenses of \$1.64 billion. A few key initiatives are:

- **State Health Benefit Plan (SHBP) Increase** – the Department of Community Health is increasing the employer’s share of the State Health Benefit Plan. For certified employees (mostly teachers), the rate increase is more than 7.1% from \$1,760 to \$1,885 per month. For classified employees the rate increase is more than 19.3% from \$1,580 to \$1,885 per month. The total annual cost of health insurance paid by the district will be \$22,620 per insured employee. The additional cost as a result of the rate increase exceeds \$24.2 million and is accounted for within the FY2026 budget. While the district will receive roughly \$9.7 million more in QBE funds to help offset this increase for generally funded certified employees, the remaining \$14.5 million is entirely funded from local funds, primarily consisting of property taxes.
- **Teachers Retirement System (TRS) Increase** – approved rate increases from 20.78% in FY2025 to 21.91% in FY2026 will cost the district an additional \$9.2 million. These rates are not negotiable, determined by actuarial studies and approved by the TRS Board of Trustees.
- **Step Advancement** – although this budget does not contemplate a cost-of-living adjustment to the overall salary scales, it does include a step advancement for all eligible employees. Each employee is placed on a salary schedule that aligns with their job description and paid on a step that is commensurate with experience. Each subsequent year, employees advance a step as long as they are eligible. This advancement will cost the district \$5.0 million and is included in the FY2026 budget.
- **Horizon Area Support** - \$10.0 million is pledged to support the district's highest need schools with additional staffing, support, training and programs over and above the district’s RAMP. These schools are categorized as follows:
 - *Comprehensive Support and Improvement (CSI)*: The lowest Title I schools based on Content Mastery, Progress, Closing Gaps, Readiness, and Graduation Rate- identified every 3 years
 - *CSI- Graduation Rate*: All high schools with a 4-year adjusted cohort rate less than or equal to 67%- identified every 3 years
 - *Additional Targeted Support and Improvement (ATSI)*: TSI eligible schools that transition to ATSI based on subgroup scores falling below CSI school's highest component scores in Content Mastery, Progress, Closing Gaps, Readiness, and Graduation Rate-identified every 3 years
 - *Targeted Support and Improvement (TSI)*: The lowest 5% schools based on subgroup performance in Content Mastery, Progress, Closing Gaps, Readiness, and Graduation Rate- identified annually

- *Horizon Plus*: Schools that have exited the Georgia Department of Education’s state-identified list; however, DCSD will continue to provide ongoing support and resources
- **Additional Special Education Lead Teacher Specialists (LTSE) and Special Education Teachers** – upon the release and identification of Horizon area schools in FY2025, the district responded immediately by modifying the RAMP to include one LTSE for each Horizon area school. For FY2026, this staffing ratio was rolled out to all schools in the district. Nearly 50 additional special education teachers were also allocated for FY2026. The total combined costs for the additional LTSEs and special education teachers is \$9.6 million and is included in the FY2026 budget.
- **Multi-Tiered Student Support (MTSS)** - at the height of the Covid-19 pandemic, the district leaned into federal pandemic related funds to allot and hire one MTSS specialist per school. This funding source ceased during the early part of FY2025 (September 30th, 2024). As we look forward to FY2026, these positions will be funded entirely with general funds at an anticipated cost of \$15.5 million.
- The top three functional categories of planned expenditures for the General fund are as follows:

General Fund Function	Amount	Percentage
Instruction	\$884,871,875	54.1%
Maintenance & Operation	258,426,622	15.8%
Pupil Services	124,417,404	7.6%
All Other Functions	367,415,045	22.5%
Total	\$1,635,130,946	100%

Capital Projects Fund

The FY2026 DeKalb County Schools budget includes planned, Capital Projects Fund expenses of \$214.0 million. The funds that roll up into the Capital Projects Fund are multi-year funds and project based. The Board approves budgets per project that span across multiple years. The \$214.0 million in the FY2026 budget represents the anticipated annual spend on projects that have already been approved by the Board. The annual amount will be used for reporting purposes only and not be used as expenditure control. The primary, multi-year, project-based budgets will be used as expenditure control for the Capital Projects Fund. The majority of the planned expenditures are anticipated to hit the Facilities Acquisition & Construction functional category.

Debt Service Fund

At this time, the Board finances projects from existing cash flow and does not hold any general obligation bond debt nor other types of long-term financing. This fund group is not applicable for FY2026.

School Nutrition Fund

The FY2026 DeKalb County Schools budget includes planned, School Nutrition Fund expenses of \$85.8 million. This fund group is business like, in that proceeds from this program must sustain the expenses. The planned expenses represent routine program expenses for purchased food, contracted services and salary and benefits of staff. All expenditures are anticipated to benefit the School Nutrition functional category.

Non-Major Governmental Fund

The FY2026 DeKalb County Schools budget includes planned, Non-Major Governmental Fund expenses of \$159.8 million. Various state and federal grants roll up to this fund group such as Bright from the Start, the District’s After School Program, Title I, II, III and IV, as well as IDEA. By and large these are reimbursement programs where the district expends funds for specific purposes and requests reimbursement from the granting agency. Expenditure should not exceed revenues during the fiscal year and the beginning and ending fund balances should be zero. Any deficit spending needs to be covered with a transfer in from the general fund. The top three functional categories within this fund group are:

Non-Major Funds by Function	Amount	Percentage
Instruction	\$69,700,593	43.6%
Instructional Staff Training	38,361,080	24.0%
Pupil Services	29,990,345	18.8%
All Other Functions	21,775,613	13.6%
Total	\$159,827,631	100%

Non-Major Funds by Program	Amount	Percent
120 - State Grants	\$ 13,532,822	8.5%
402 - Title I	55,668,135	34.8%
404 - Special Education	36,599,502	22.9%
406 - Vocational Education-Federal Funded	1,299,418	0.8%
414 - Title II	9,670,183	6.1%
432 Education Of Homeless Children	128,209	0.1%
460 - TITLE III	3,708,818	2.3%
462 - TITLE IV	4,476,115	2.8%

482 - Jr. ROTC	1,687,034	1.1%
532 - GNETS - State And Federal Grants	2,430,471	1.5%
560 - Pre-Kindergarten (Lottery)	17,855,352	11.2%
580 - All Other Special Revenue	1,295,208	0.8%
581 - Undesignated	163,200	0.1%
582 - Local Grants	88,164	0.1%
589 - Governmental Funds _ ADESP	6,945,000	4.3%
607 - Athletics	4,280,000	2.7%
Total	\$159,827,631	100%



This document will be made available for public review online.

www.dekalbschoolsga.org

MISSION & VISION

VISION

To prepare students for success as lifelong learners and responsible global citizens

MISSION

To promote the academic, social, and emotional growth of each student by fostering a safe, supportive, and engaging learning environment

CORE BELIEFS

We believe in:

- Meeting each student’s academic, social, and emotional needs
- Supporting quality teaching and learning
- Creating equitable educational opportunities for all students

Embracing cultural diversity

-



GOAL AREAS

- Student Academic Success with Equity and Access
- School, Family, and Community Engagement
- Recruit, Develop, and Retain Talent
- Culture and Climate
- Mental Health and Wellness
- Organizational Excellence

PORTRAIT OF A GRADUATE

- Reflective & Resilient Learner
- Globally Engaged Citizen
- Creative & Dynamic Learner
- Effective Collaborator
- Effective Communicator



DEKALB COUNTY BOARD OF EDUCATION



Deirdre Pierce

678.676.0722

Board Chair | District 3



Allyson Gevertz

678.676.0722

Vice Chair | District 4



Andrew Ziffer

678.676.0722

District 1



Whitney McGinniss

678.676.0722

District 2



Tiffany Hogan

678.676.0722

District 5



Dijon DaCosta

678.676.0722

District 6



Awet Eyasu

678.676.0722

District 7



DeKalb County Schools Superintendent

Dr. Devon Horton serves as Superintendent of the DeKalb County School District, managing the day-to-day operations of a diverse educational system with more than 92,000 students, 14,500 employees and a budget of \$2.15 billion.

Since 2020 Dr. Devon Horton served as the proud Superintendent of Evanston/Skokie School District 65, a pre-kindergarten through eighth-grade school district just north of the City of Chicago. Dr. Horton is a native Chicagoan who was impacted by redlining and learned the true value of equity early. Throughout his experience

across multiple states in education, from the lens of a teacher, Assistant Principal, Principal, Assistant Superintendent, Chief of Schools, and now Superintendent, passion, persistence, and powerful practices is his proven formula for success. Dr. Horton's research is focused on school leaders' impact on Turnaround Schools.

He is a disruptive leader with an unwavering belief in the potential for success for all children. He has a proven track record of transforming educational institutions into sustainable, high-performing organizations. His accomplishments in leadership were rooted in Chicago Public Schools. Under Dr. Horton's leadership, every team he has led developed a robust culture of equity-centered decision-making. Data and research provide the target, but the art and science of teaching is where the magic happens for all marginalized students.

Dr. Horton is eager to support communities to help identify leaders and educators who have the desire and passion for making a difference in today's society. He is a leader who operates with a sense of urgency to create systemic and sustainable change. Dr. Horton is seen as an anti-racist leader across the nation and has presented his work at a number of local, regional, and national education-related conferences. He was recently honored with the 2022 RTM National EdTech All-Star award for his support in the field of education of other dynamic leaders.

Dr. Horton lives by the creed “Equity in Action” and believes it is the only way to build systemic change with a focus on shifting policy, people, and practice. He has built Urban Teacher Residency programs for three different school districts. These programs prioritize selecting and training future teachers who must have a strong belief that all students can learn and meet their maximum potential. While serving in his third year as District 65 Superintendent, he was awarded the National Alliance of Black School Educators 2022-2023 Superintendent of the Year. Dr. Horton created and lives by the motto, “Students do not fail; it’s the systems that we create as adults that fail our students!”

DeKalb County Schools Superintendent’s Cabinet

Chief of Staff	Mr. Elijah Palmer
Chief of Schools	Mrs. Michelle Dillard
Chief of Community Engagement & Innovative Partnership	Dr. Yolanda Williamson
Chief of Accountability & Continuous Improvement	Dr. Candace Alexander
Chief of Curriculum & Instruction	Ms. Stacy Stepney
Chief of Facilities & Operation	Mr. Erick Hofstetter
Chief Financial Officer	Mr. Byron Schueneman
Chief Human Resources Officer	Mrs. Tasha Davis-Mills
Chief Information & Instructional Technology	Dr. Kermit Belcher
Chief of Legal Services	Mr. H. Eric Hilton
Chief of Student Support & Intervention	Dr. Kishia Towns
Chief of Access & Opportunity	Dr. Triscilla Weaver
Chief of Student Services	Dr. Norman Sauce

ORGANIZATIONAL STRUCTURE

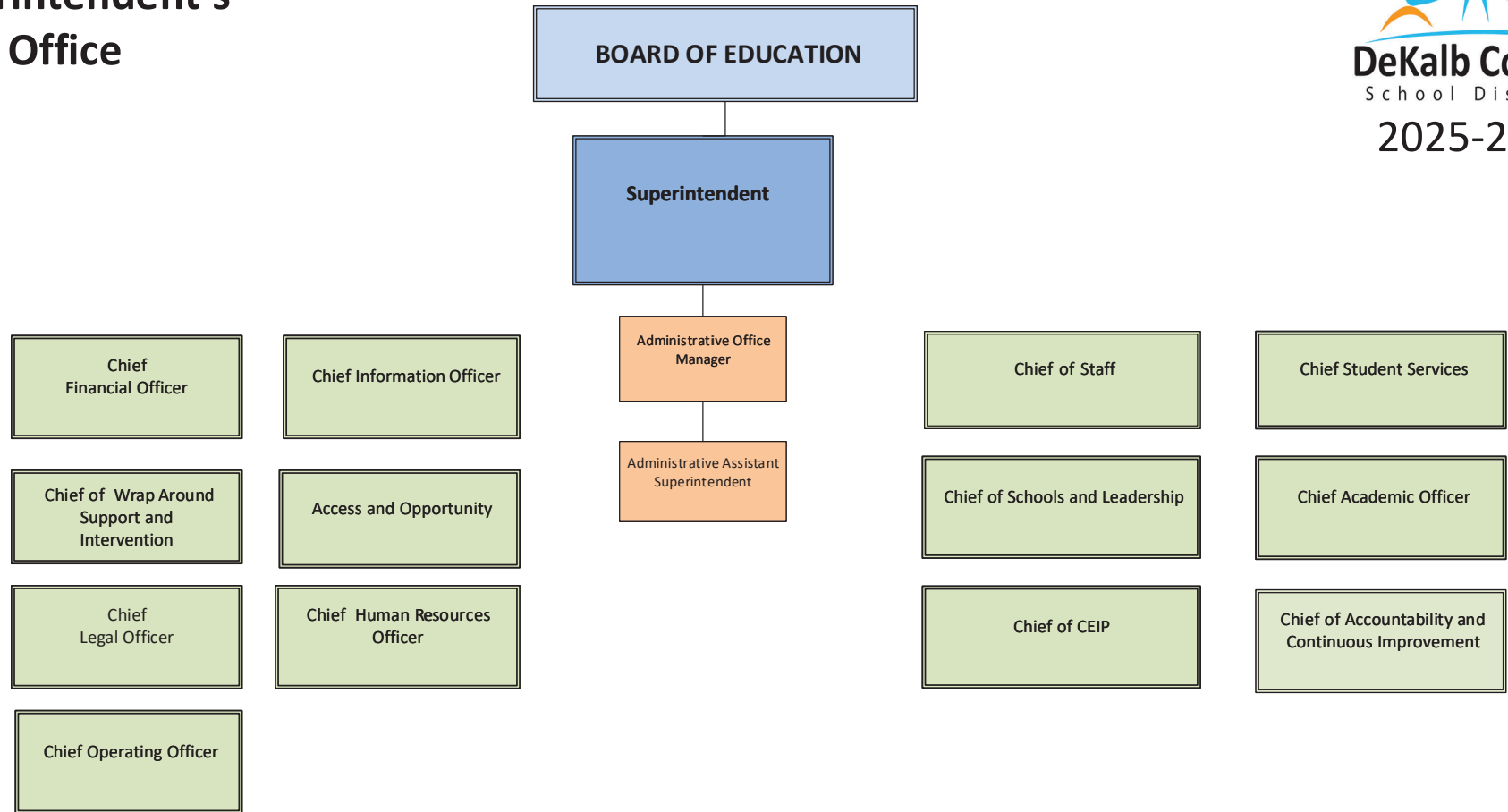
Dr. Devon Horton

Superintendent

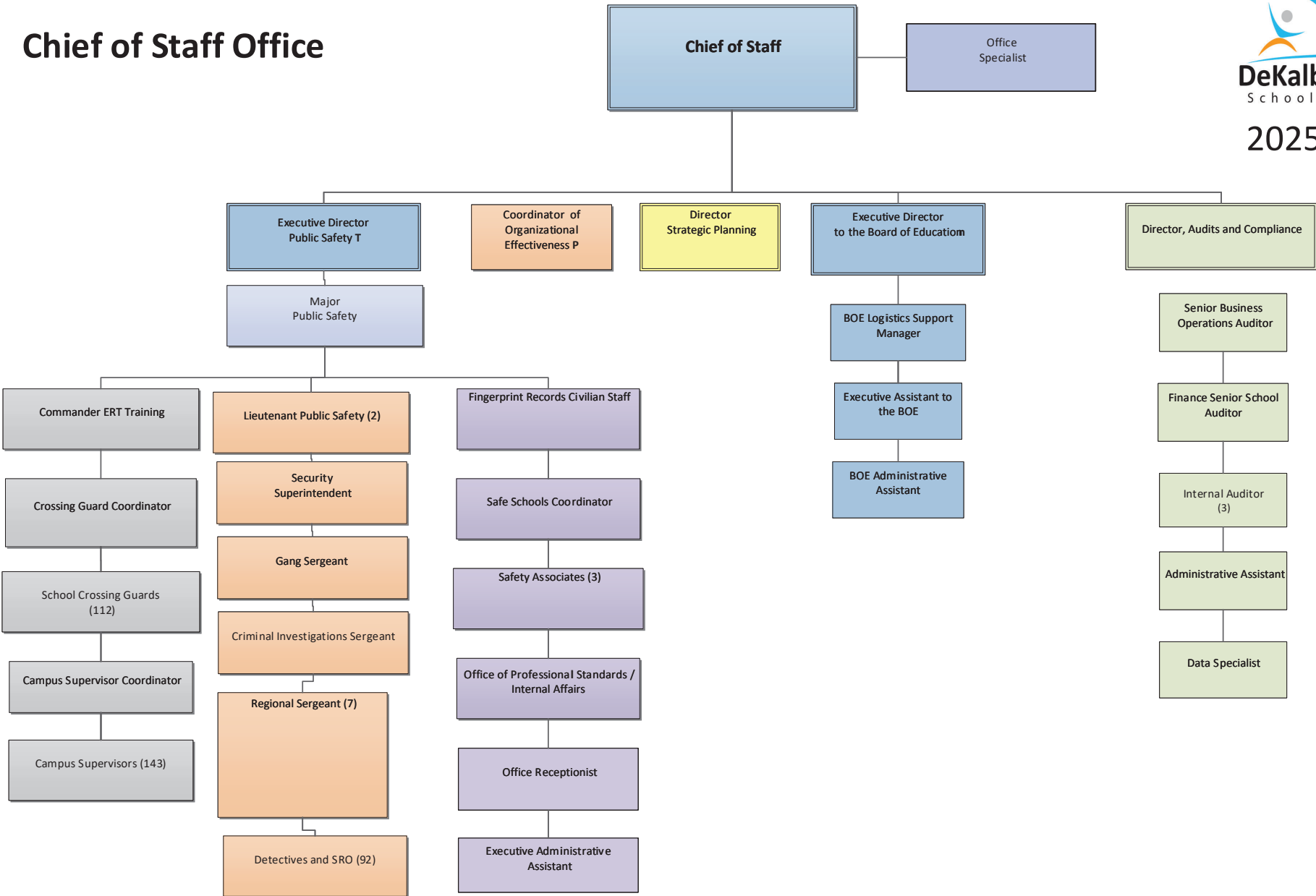
*INSPIRE * ACHIEVE * EXCEL*

Information contained within this document only summarizes the Organizational Structure for interested individuals. If there is a discrepancy between the information in this document and the current Organizational Structure, the documents obtained in the Superintendent's Office will always govern. The DeKalb County School District reserves the right to modify, alter or discontinue these reference materials for any reason.

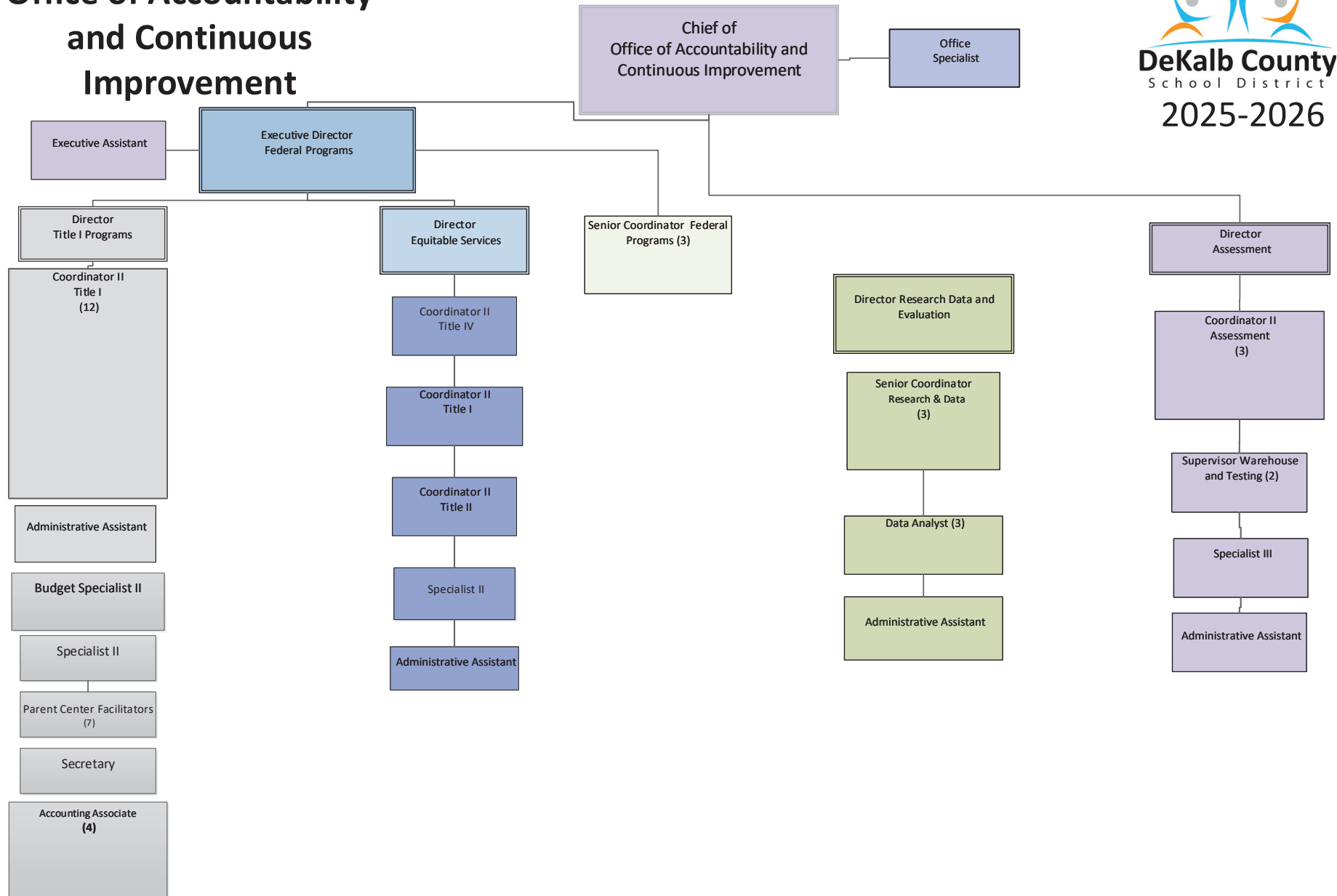

Superintendent's Office



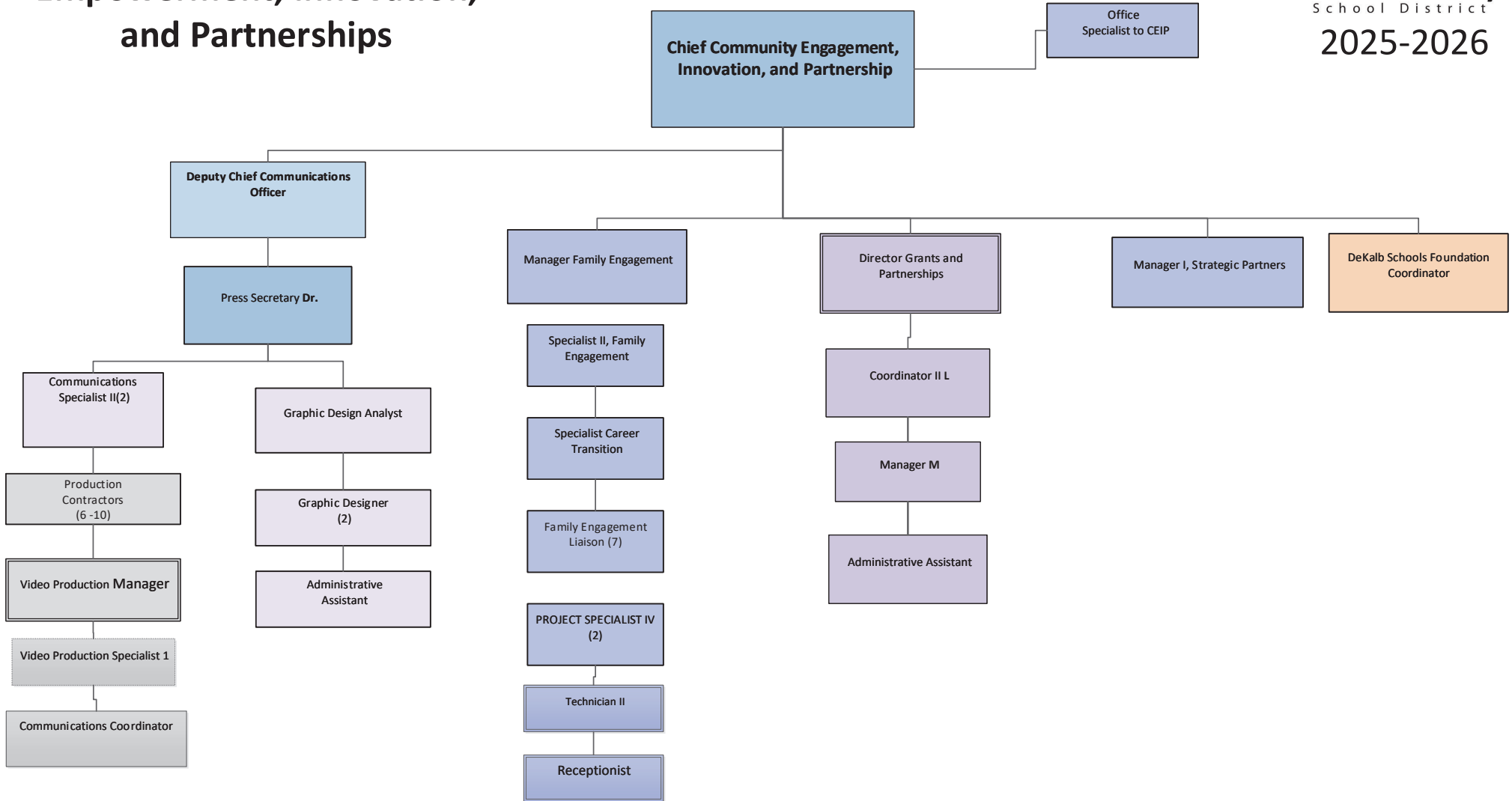

Chief of Staff Office



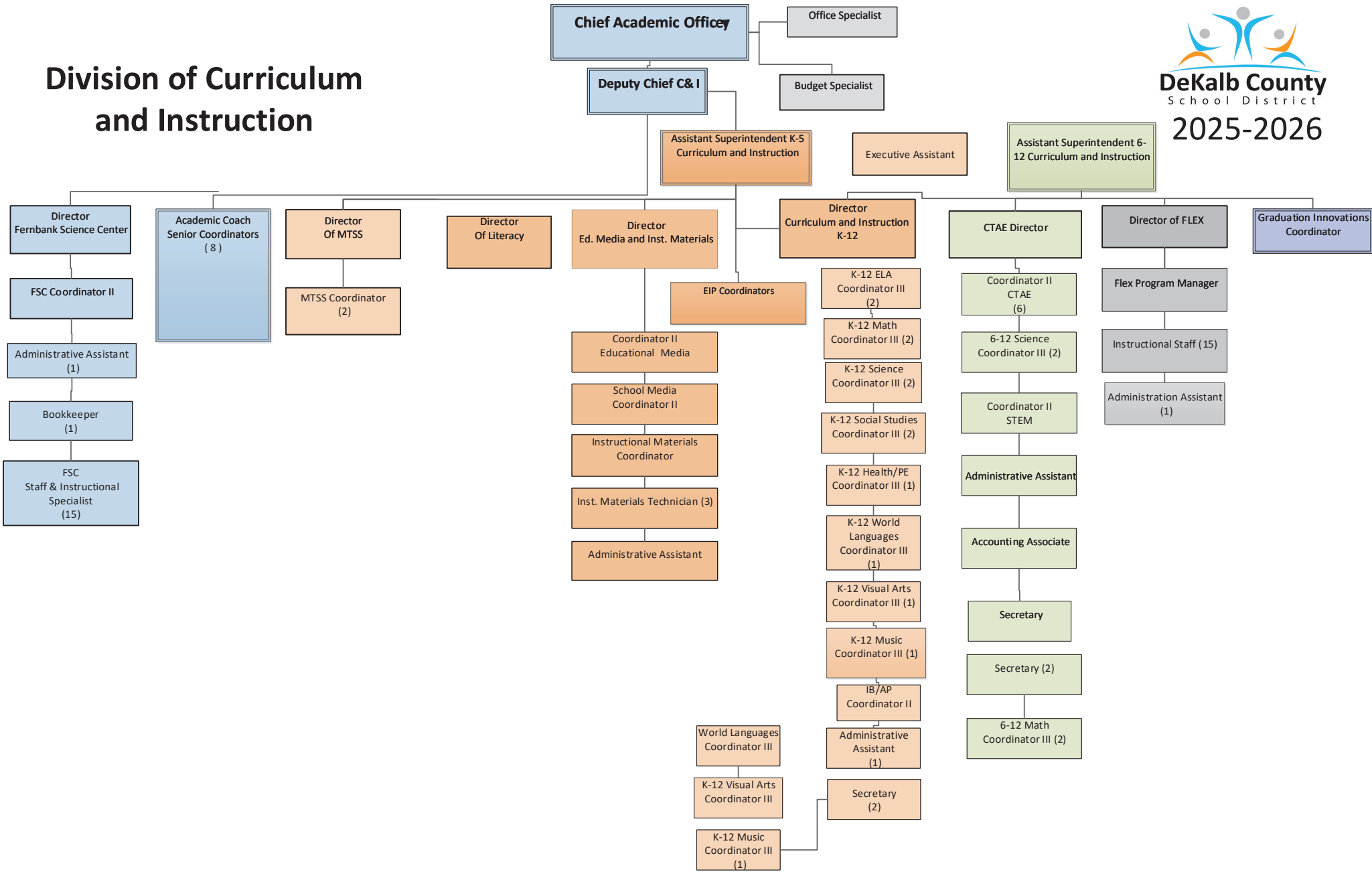
Office of Accountability and Continuous Improvement



Division of Community Empowerment, Innovation, and Partnerships



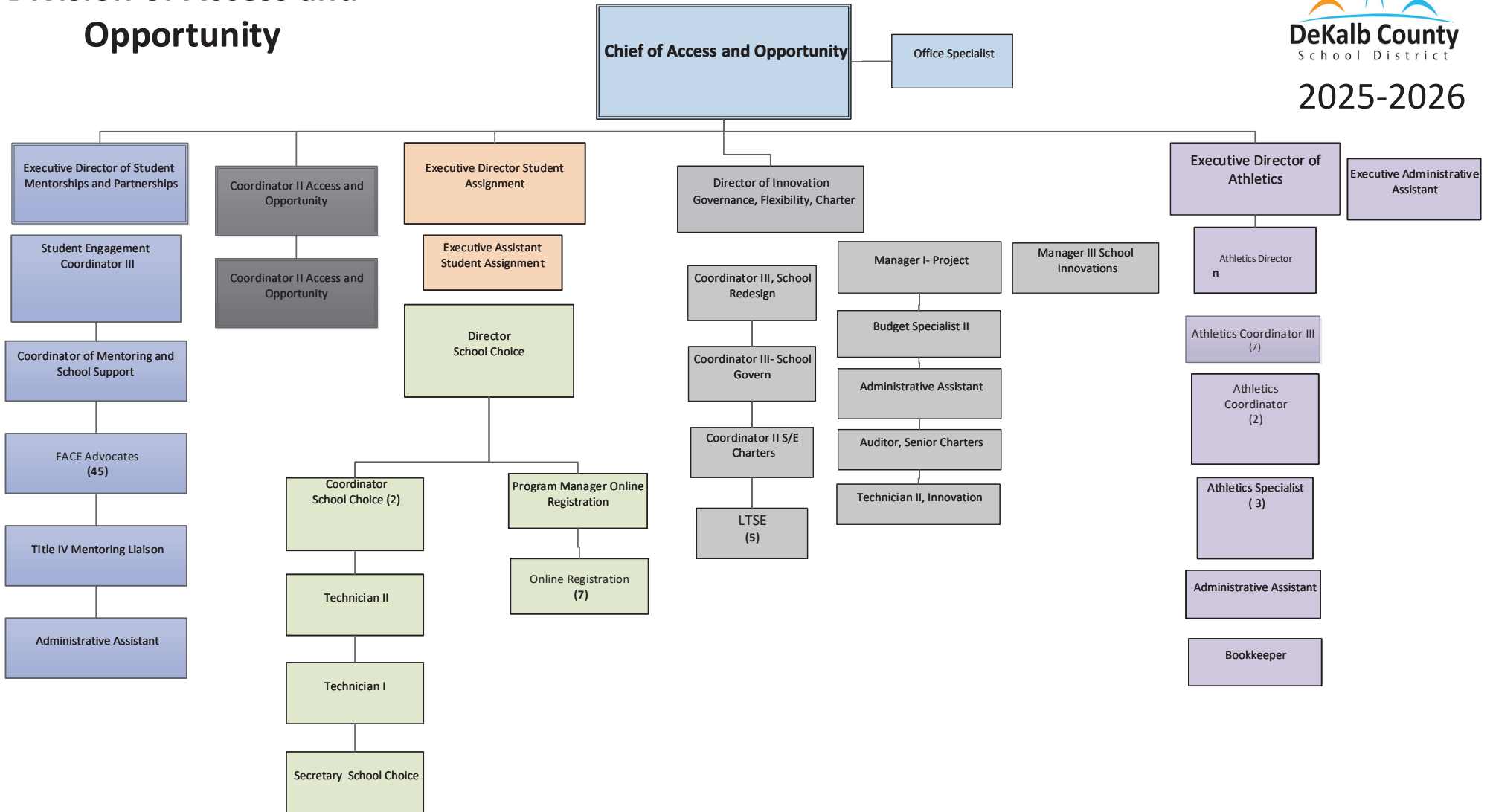
Division of Curriculum and Instruction



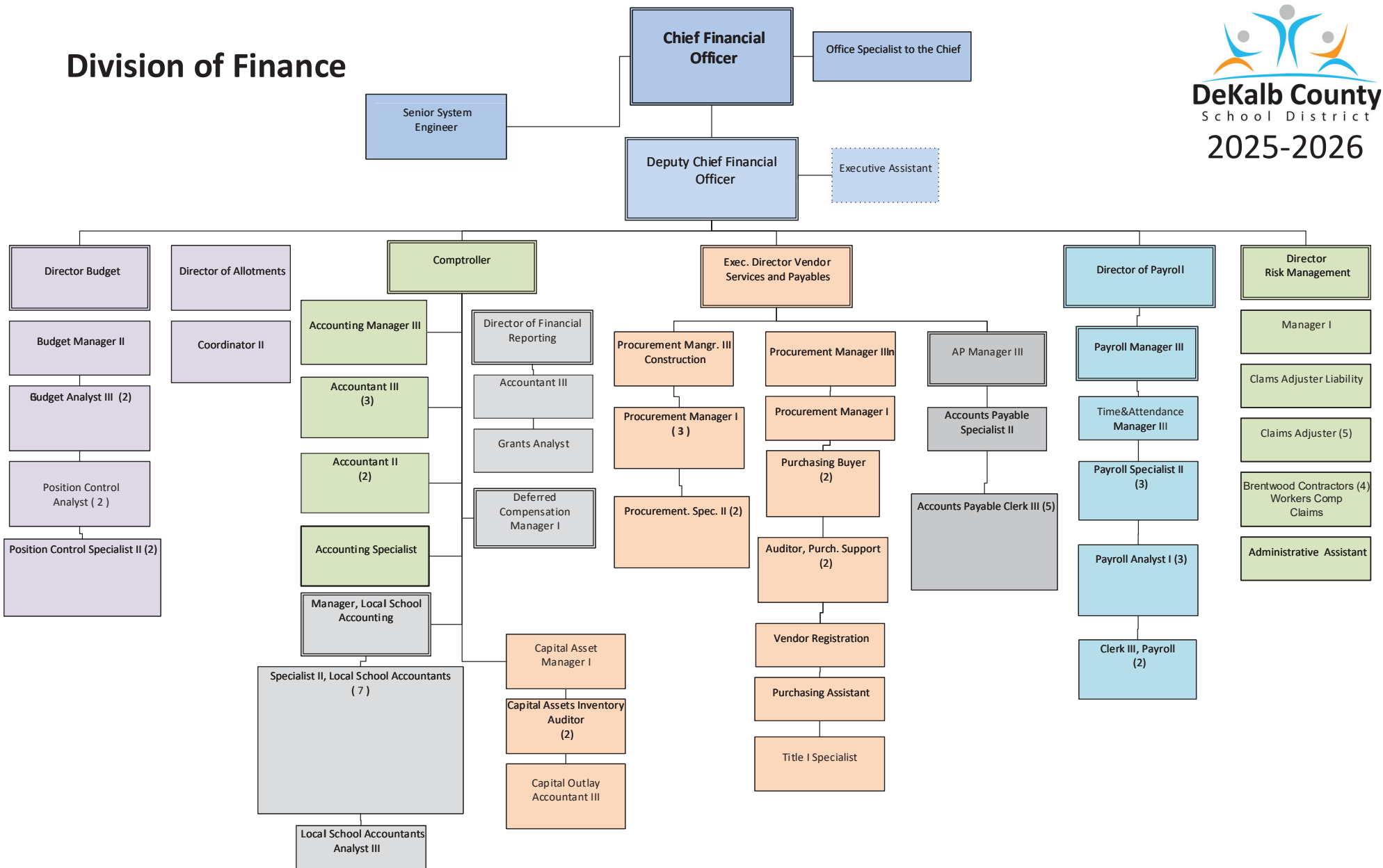

Division of Access and Opportunity



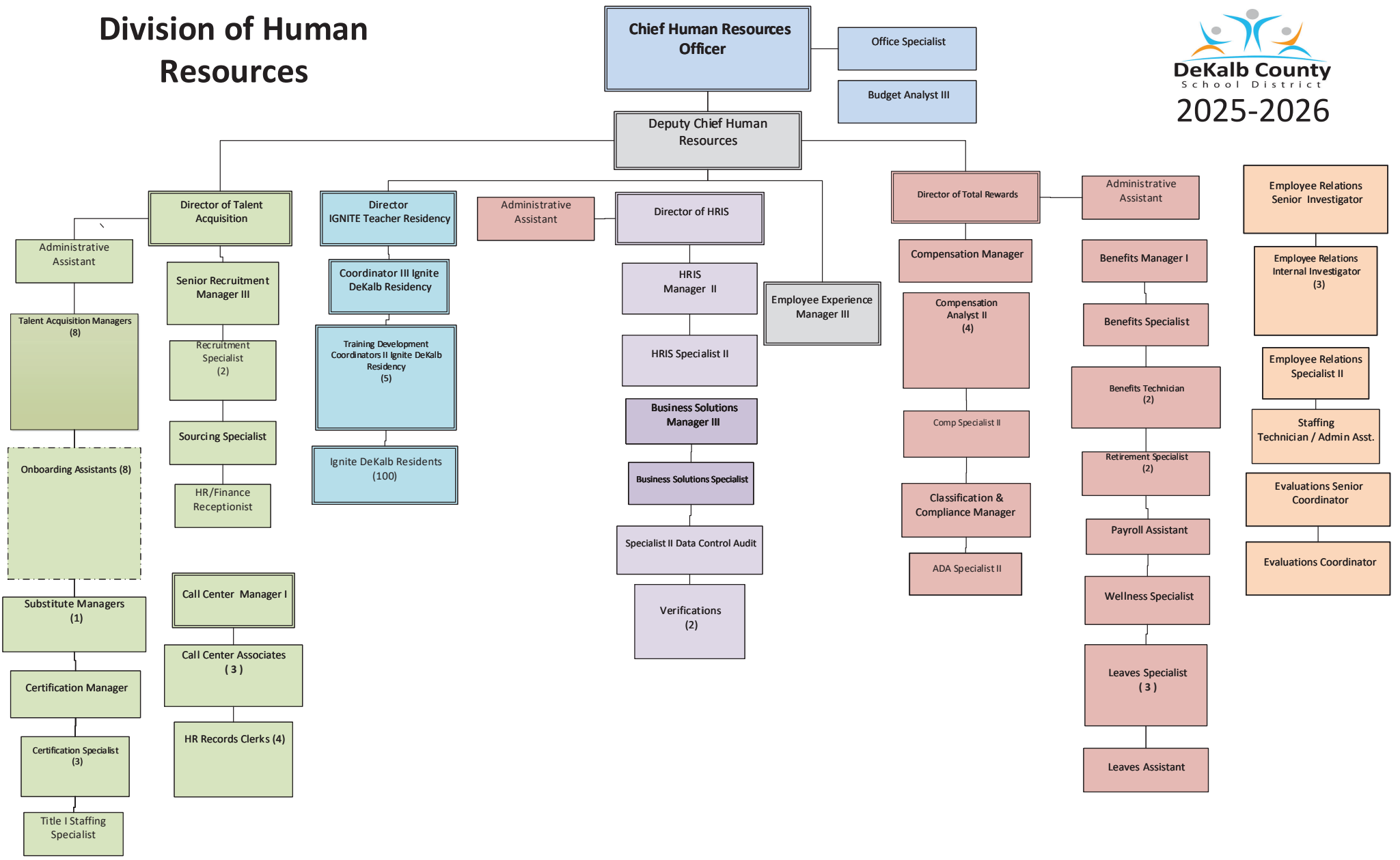
2025-2026



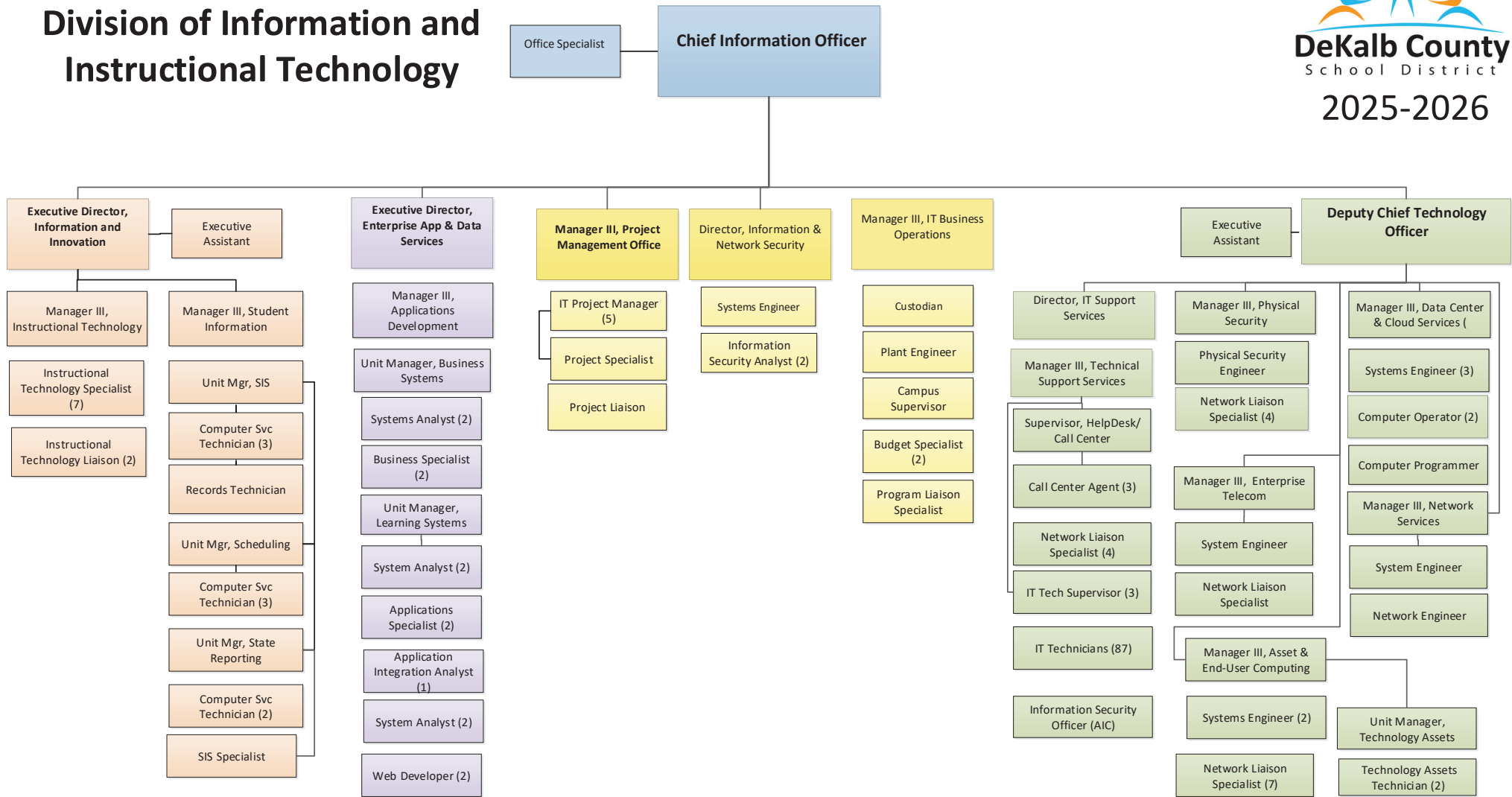
Division of Finance



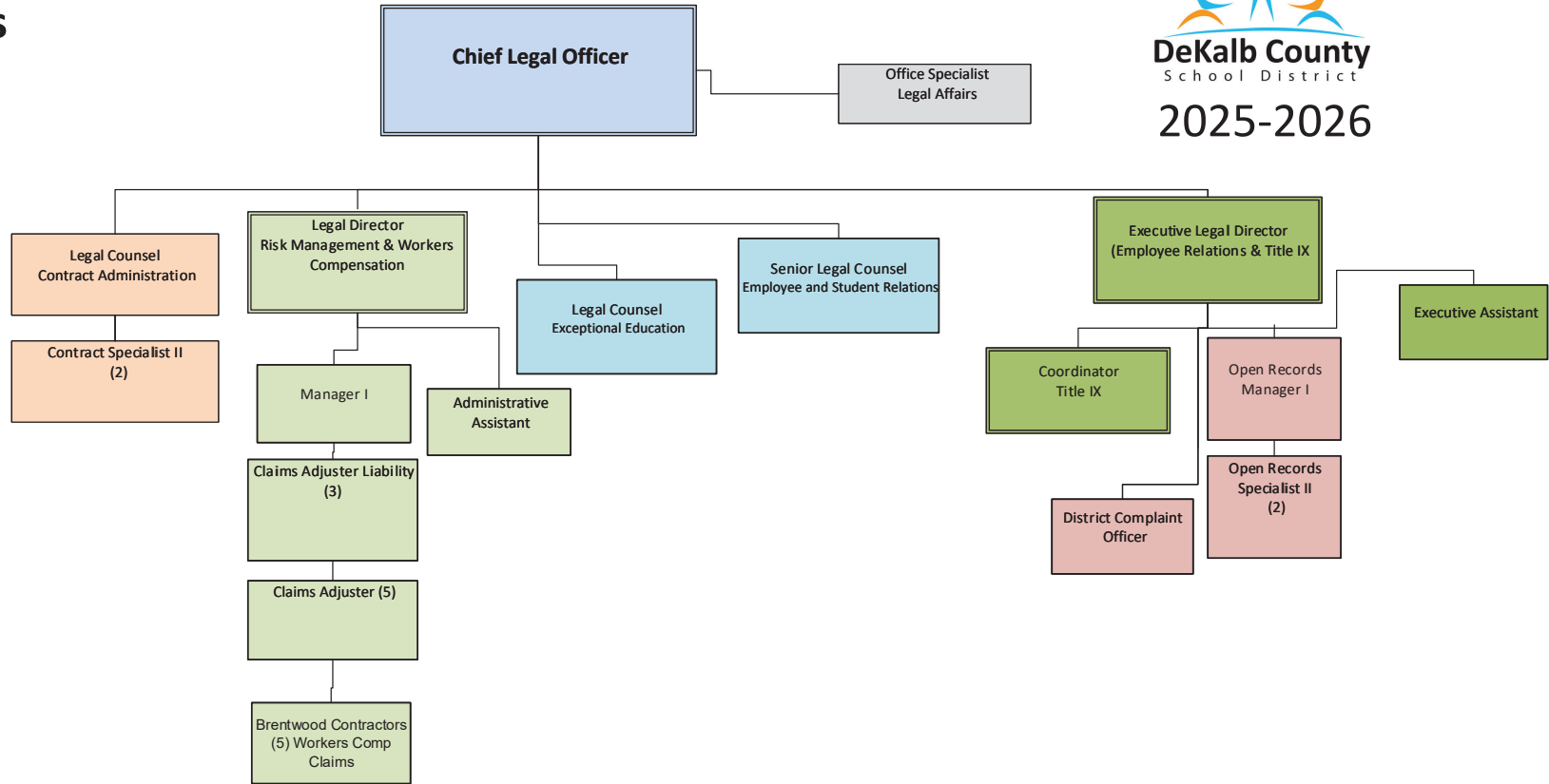
Division of Human Resources



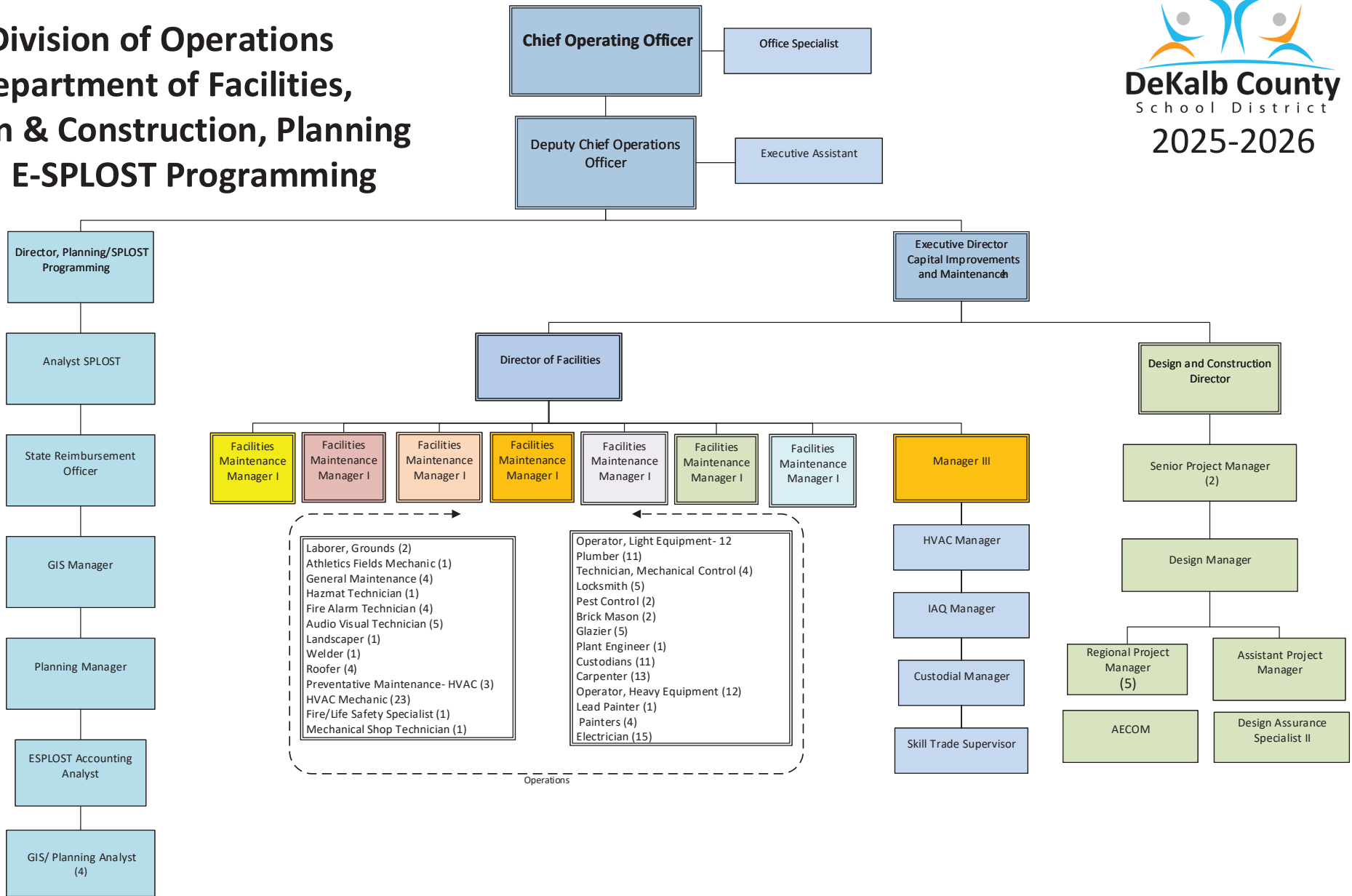
Division of Information and Instructional Technology



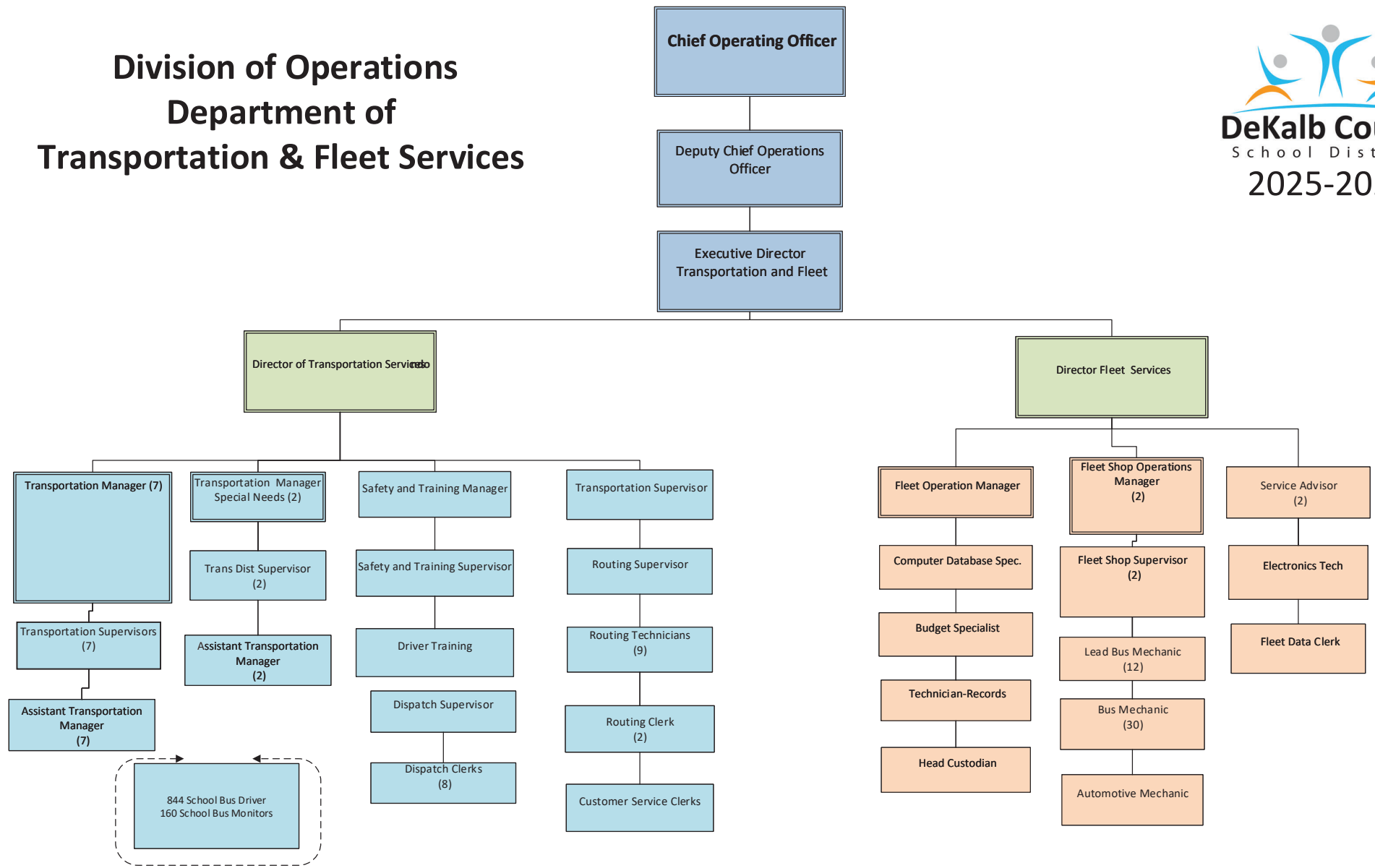
Division of Legal Services



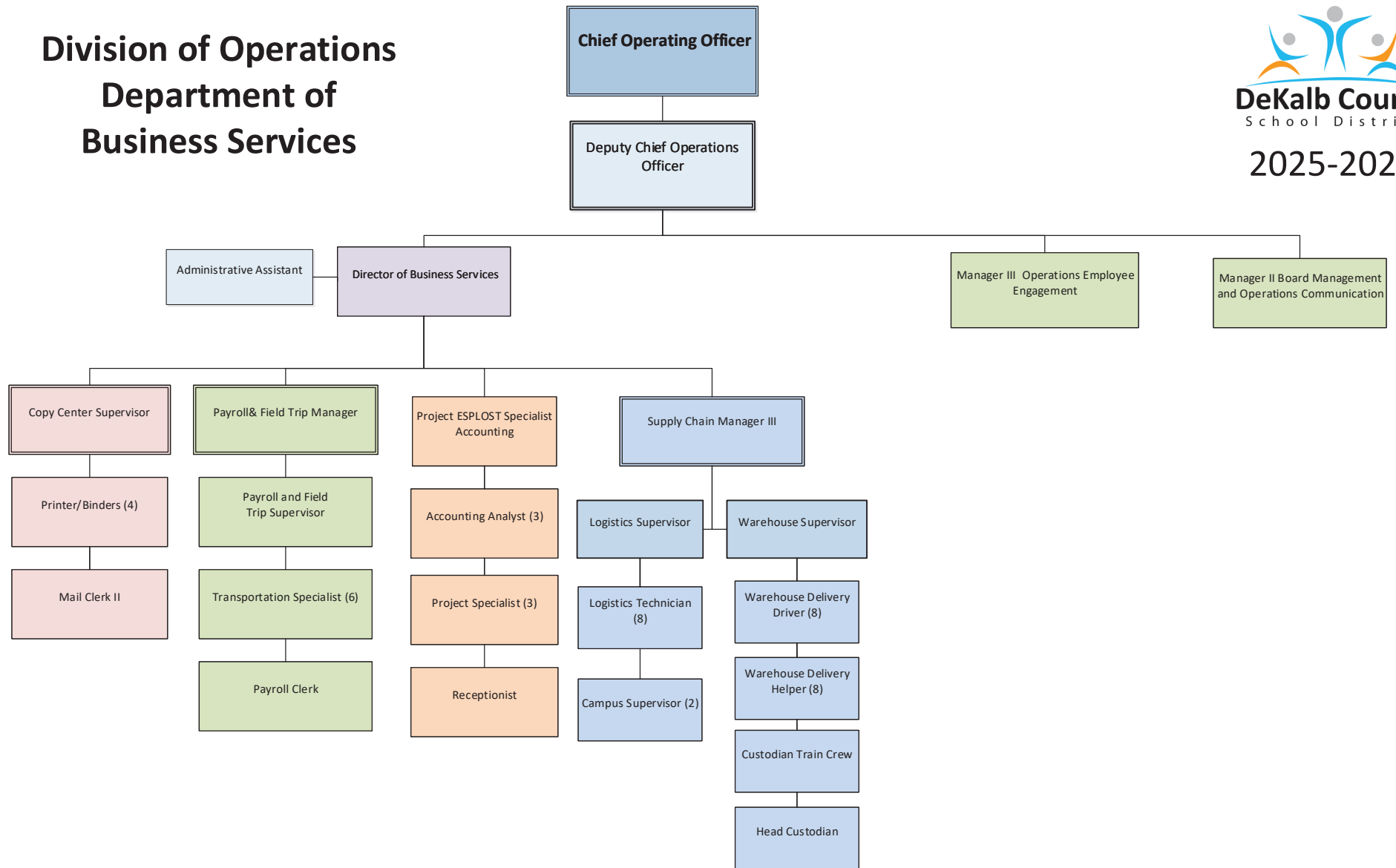
Division of Operations Department of Facilities, Design & Construction, Planning and E-SPLOST Programming



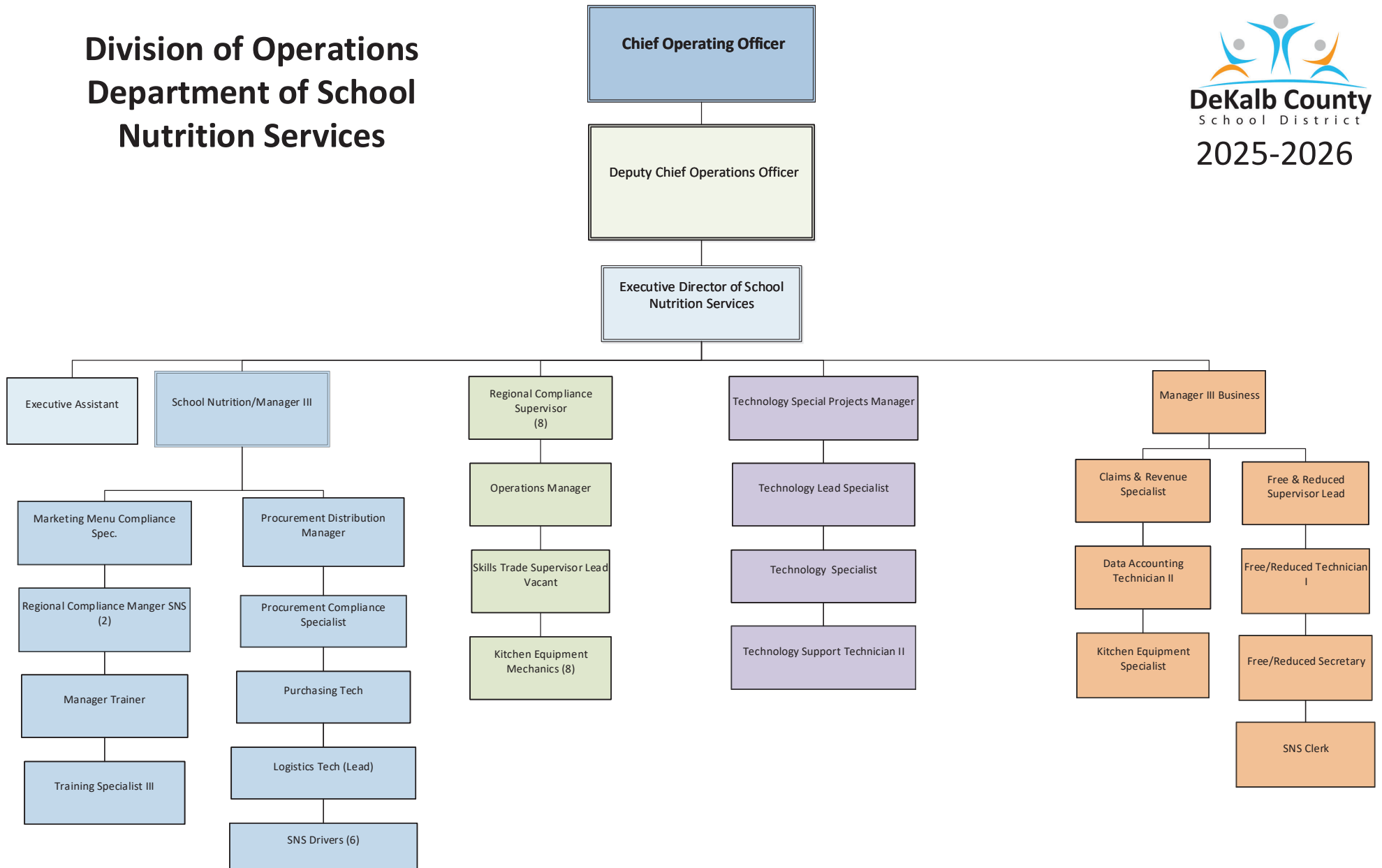
Division of Operations Department of Transportation & Fleet Services



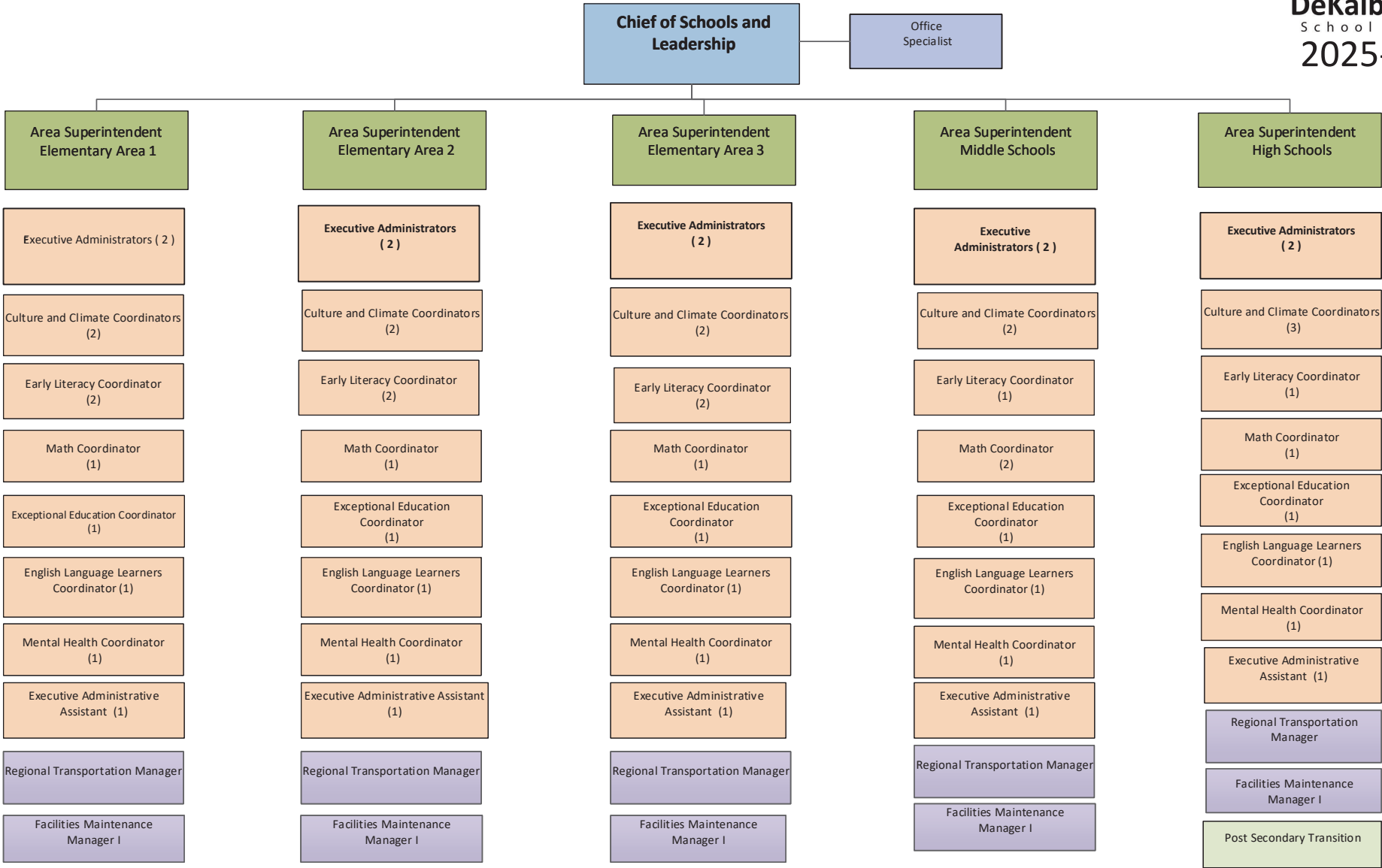

Division of Operations Department of Business Services



Division of Operations Department of School Nutrition Services

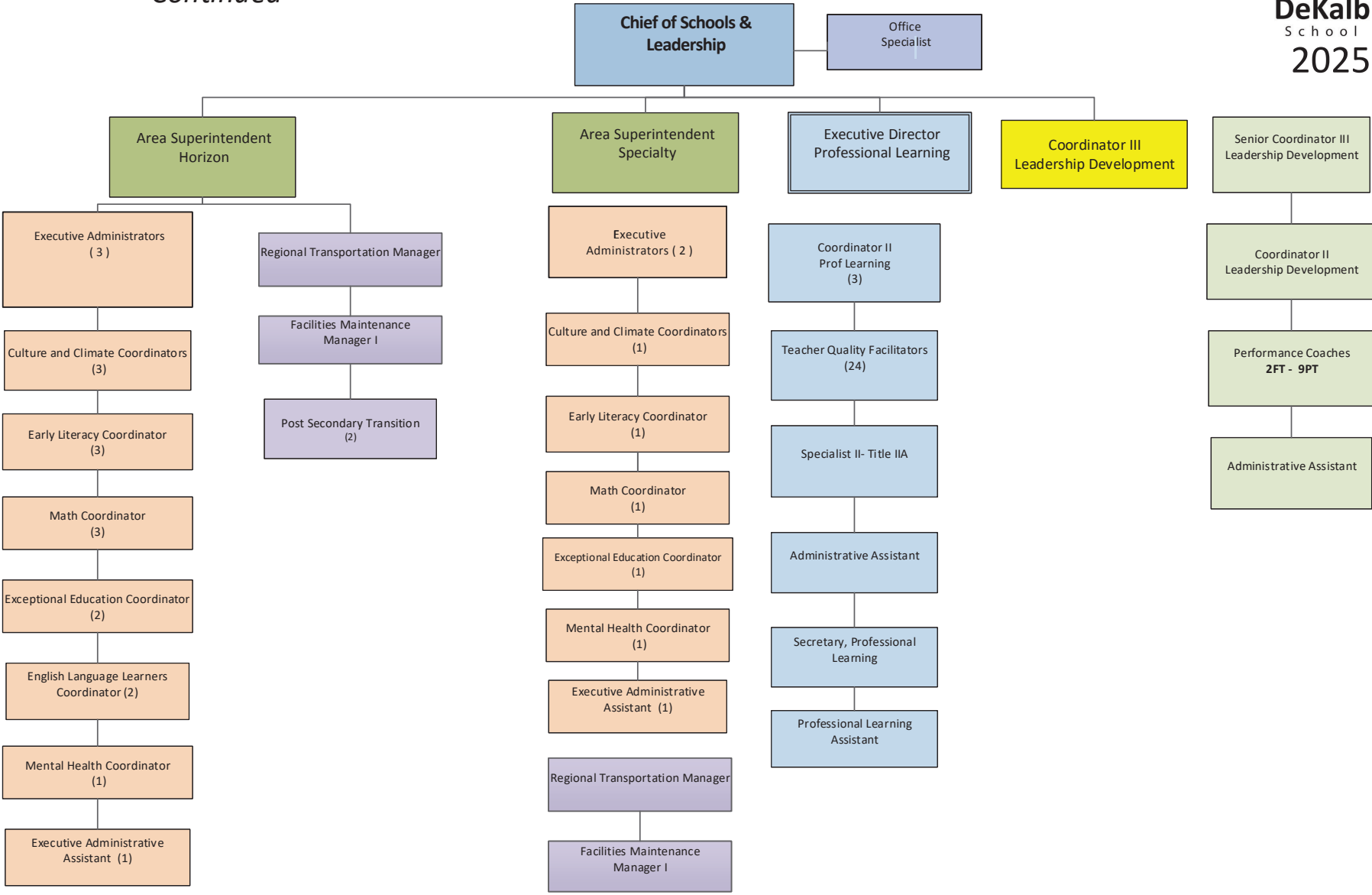



Division of Schools and Leadership

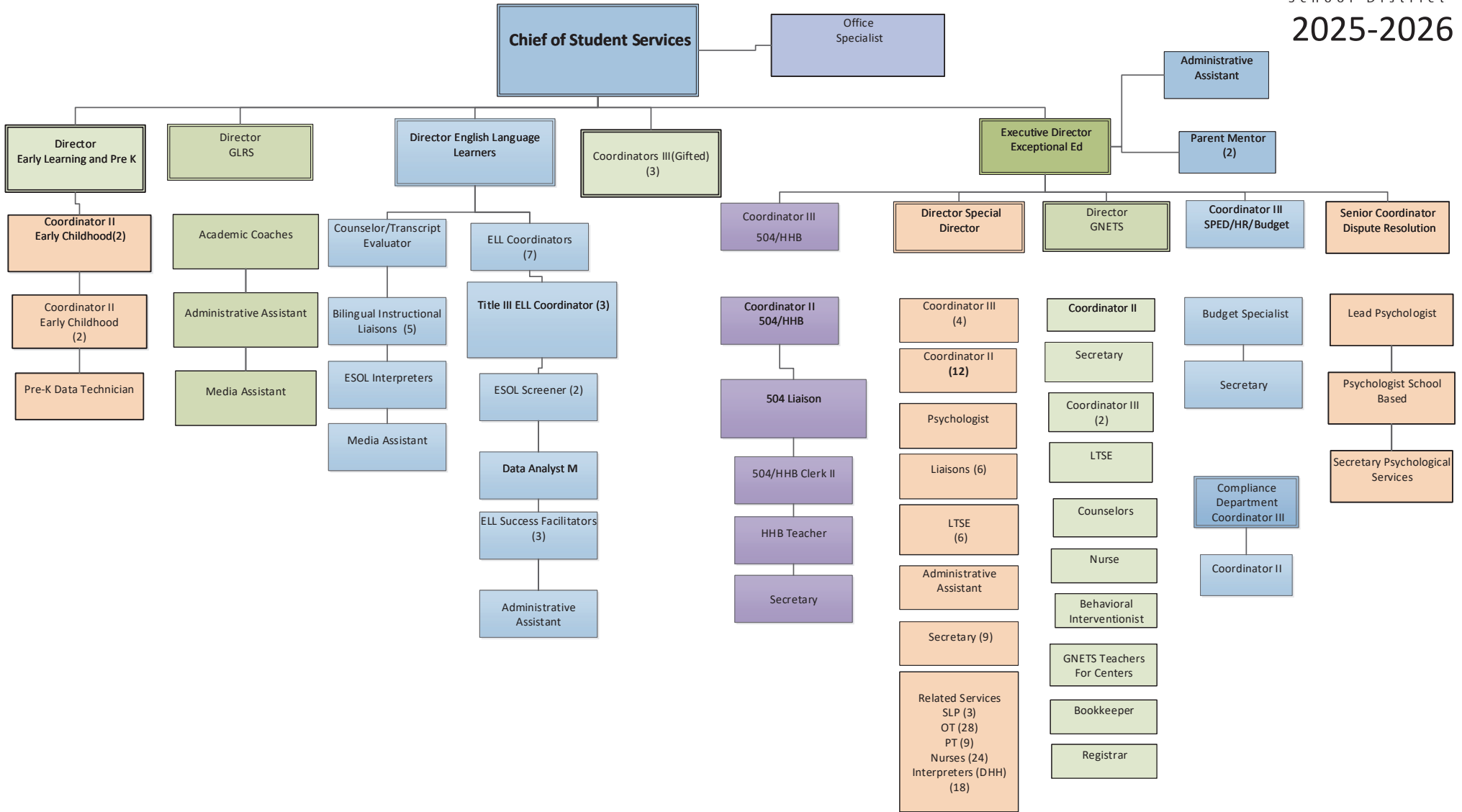



Division of Schools and Leadership

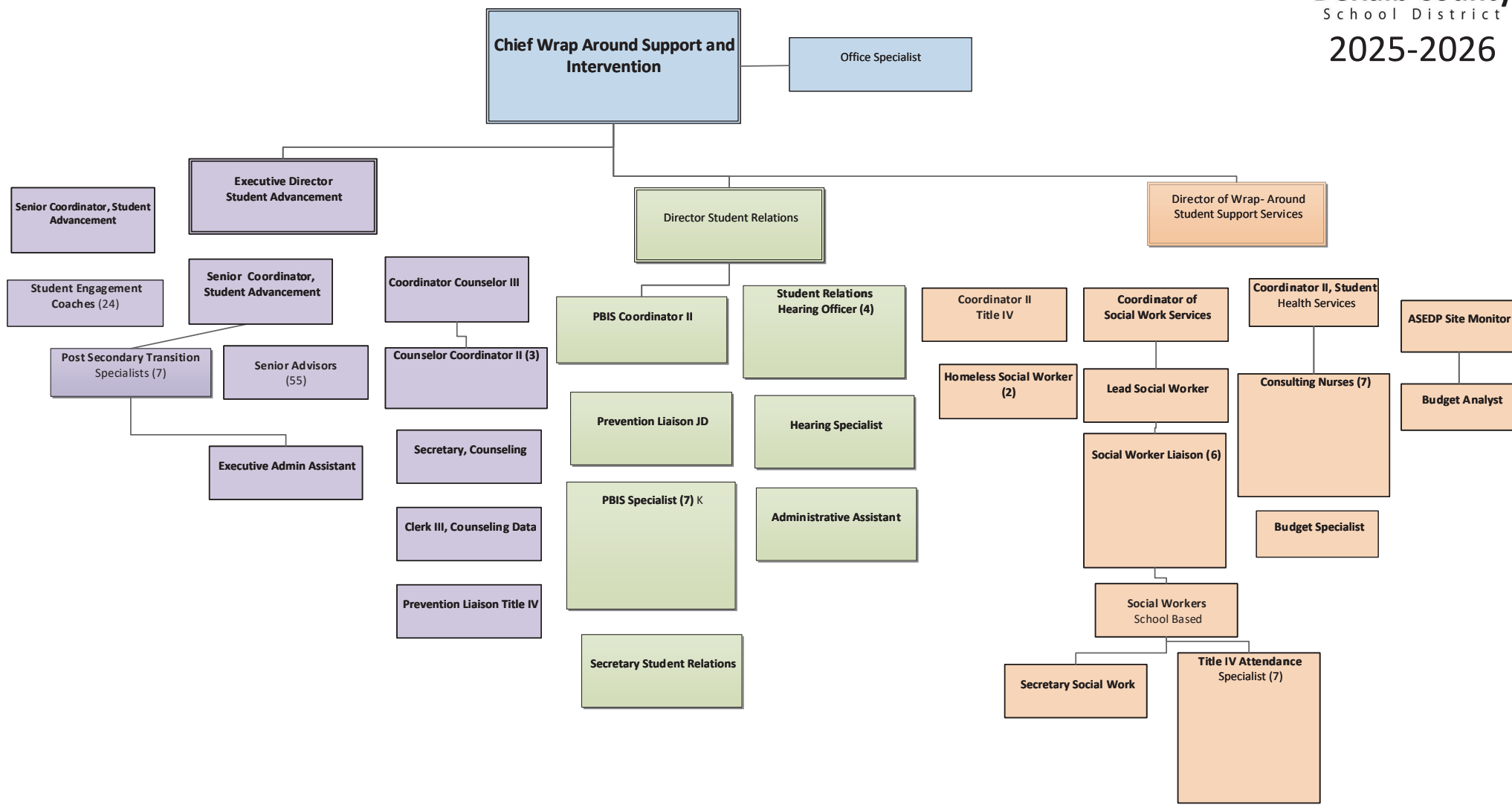
Continued



Division of Student Services



Division Wrap Around Services



About DeKalb County, Georgia

DeKalb County, Georgia was established in 1822 and is approximately 269 square miles. Located east of Fulton County, DeKalb County is the 4th largest county in the state of Georgia with a population of more than 764,000. DeKalb County residents represent over 30 different countries and 120 different languages. DeKalb County is truly an "International City!" DeKalb County is also a leader in the biomedical community with The Center for Disease Control and the American Cancer Society headquartered here. Homes in DeKalb County range from \$90,000 to 12 million. DeKalb County School District derives 59.5% of its revenue from the property tax digest.

Key Economic Indicator 2023	DeKalb County	Georgia	USA
Per Capita Income	\$46,963	\$39,685	\$37,683
Median Household Income	\$77,861	\$72,420	\$69,021
Children Below Poverty Line (%)	22%	17%	14%

Based on AI generated data

DeKalb County, Georgia Population 2024

770,307

Growth Since 2020

+0.08% (+6,102)

Strategic Plan



DeKalb County
School District

STRATEGIC PLAN

CORE BELIEFS

We believe in:

- Meeting each student's academic, social, and emotional needs
- Supporting quality teaching and learning
- Creating equitable educational opportunities for all students
- Embracing cultural diversity

VISION STATEMENT

To prepare students for success as lifelong learners and responsible global citizens

MISSION STATEMENT

To promote the academic, social, and emotional growth of each student by fostering a safe, supportive, and engaging learning environment

PORTRAIT OF A GRADUATE

- Reflective & Resilient Learner
- Globally Engaged Citizen
- Creative & Dynamic Learner
- Effective Collaborator
- Effective Communicator

Reflective & Resilient Learner

- I can demonstrate knowledge of content skills and standards.
- I can evaluate potential outcomes of my actions by reflecting on successes, challenges, and make the appropriate shifts to accomplish personal and academic goals.
- I can hold myself accountable by utilizing organization and project management to achieve growth.
- I can persevere through productive failures and challenges to improve.
- I can demonstrate readiness through active civic engagement, enrollment, employment, entrepreneurship, or enlistment

Globally Engaged Citizen

- I can respect different cultures, perspectives, and beliefs.
- I can exercise compassion and empathy towards others.
- I can explore community and global issues from the perspectives of those most impacted and develop plausible solutions.
- I can employ a neutral and democratic process to arrive at decisions.

Creative & Dynamic Learner

- I can demonstrate curiosity, originality, inventiveness, and innovative problem-solving to create new things.
- I can dive deeply into an issue and consider multiple perspectives when addressing problems and developing new processes.
- I can take the appropriate risks and make adjustments based on lessons learned.
- I can evaluate information and challenge both my peers' thinking and my own.
- I can generate questions and elaborate on ideas to identify new solutions.

Effective Collaborator

- I can work with a diverse group to accomplish a common goal.
- I can give and receive meaningful feedback
- I can own personal responsibility for team outcomes.
- I can value and appreciate varying opinions and viewpoints of others

Effective Communicator

- I can articulate and share ideas clearly with respect.
- I can utilize different platforms to express ideas and thoughts.
- I can use technology effectively and responsibly.
- I can actively listen with an open mind and respect other ideas.

GOAL AREAS

- **Student Academic Success with Equity and Access**
- **School, Family, and Community Engagement**
- **Recruit, Develop, and Retain Talent**
- **Culture and Climate**
- **Mental Health and Wellness**
- **Organizational Excellence**

Goal Area 1:

Student Academic Success with Equity and Access

Performance Objectives:

- 1.1 Increase proficiency rates in literacy on district and state assessments for all students.
- 1.2 Increase proficiency rates in numeracy on district and state assessments for all students.
- 1.3 Increase the 4- and 5-year cohort graduation rates.
- 1.4 Ensure all students have equitable access to and support for academic programs and career pathways.
- 1.5 Improve student academic growth as measured by the College and Career Readiness Performance Index (CCRPI).
- 1.6 Enhance student proficiency in digital literacy skills using innovative technology.

Goal Area 2:

School, Family, and Community Engagement

Performance Objectives:

- 2.1 Strengthen family, school, and community engagement to establish clear, accessible, and relevant communication tailored to meet stakeholders' preferences.
- 2.2 Create opportunities for collaboration between the district, families, community partners, and businesses to foster partnerships to support district-wide initiatives.
- 2.3 Improve communication processes for stakeholders to ensure the flow of clear, timely, and relevant information.
- 2.4 Establish clear communication channels to effectively engage with multilingual families and provide equitable access to district and school information.

Goal Area 3:

Recruit, Develop, and Retain Talent

Performance Objectives:

- 3.1 Recruit and hire a diverse and highly qualified workforce that reflects a world-class, innovative talent pool.
- 3.2 Develop high performing staff to ensure quality teaching and learning outcomes, an innovative workforce, and visionary leaders.
- 3.3 Retain highly effective staff in critical needs positions to ensure the sustainability and efficiency of integral district programs and services.

3.4 Develop employee pipelines for key staff positions to ensure the long-term viability of essential programs and services.

Goal Area 4:

Culture and Climate

Performance Objectives:

- 4.1 Ensure all schools provide a safe, orderly, and supportive learning environment for all students and staff.
- 4.2 Implement restorative practice structures in all schools and increase the number of schools using Positive Behavioral Interventions and Supports (PBIS) programs each year.
- 4.3 Improve student attendance by creating a positive and engaging school experience.
- 4.4 Ensure all schools have staff trained in de-escalation techniques and Crisis Prevention Intervention (CPI) strategies.

Goal Area 5:

Mental Health and Wellness

Performance Objectives:

- 5.1 Create safe and supportive environments that promote positive mental health and wellness.
- 5.2 Increased awareness of factors that can impact mental health to foster well managed learning environments.
- 5.3 Increase mental health support staff to improve classroom behavior and peer relationships.
- 5.4 Expand staff participation in mental health professional learning opportunities.

Goal Area 6:

Organizational Excellence

Performance Objectives:

- 6.1 Provide clean, safe, and efficient school facilities for all students.
- 6.2 Deliver safe and efficient transportation services to all students.
- 6.3 Deliver efficient school nutrition services and healthy meals to all students.
- 6.4 Improve and maintain a secure, accessible, and equitable digital learning environment for all students.
- 6.5 Ensure excellent financial management of district resources.

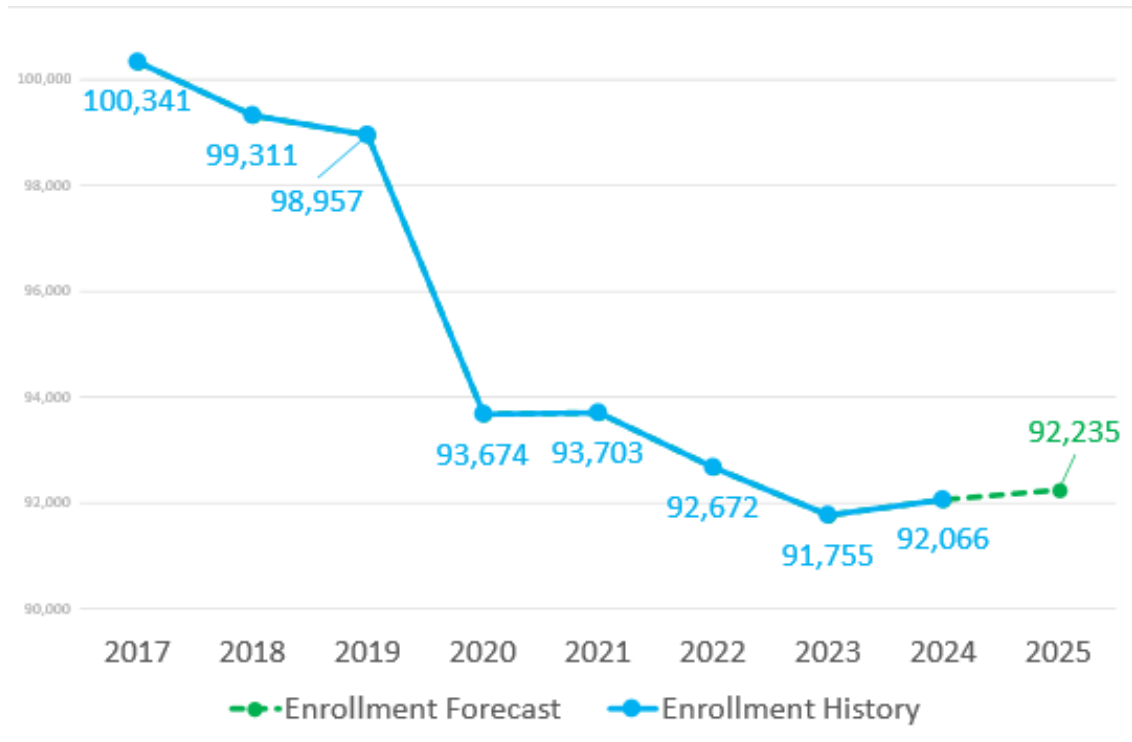
Student Data



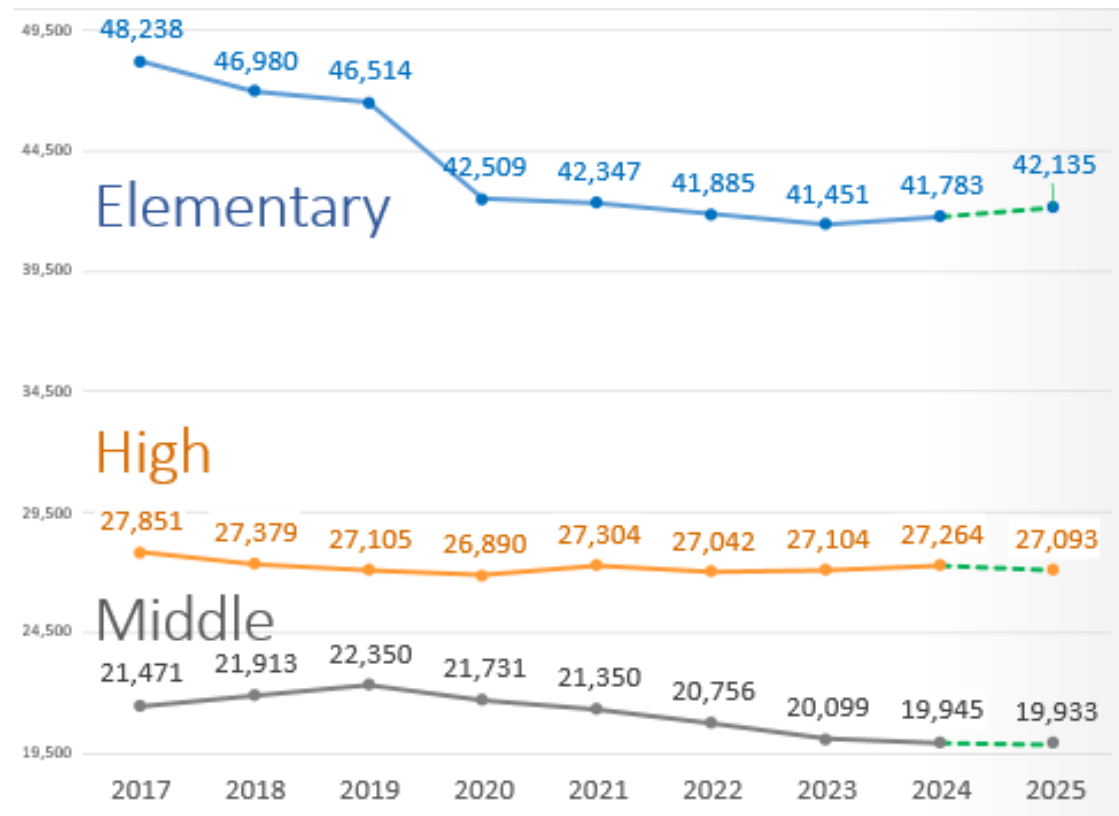
DeKalb County
School District

DeKalb County School District Enrollment Forecast

Enrollment Forecast – District Wide



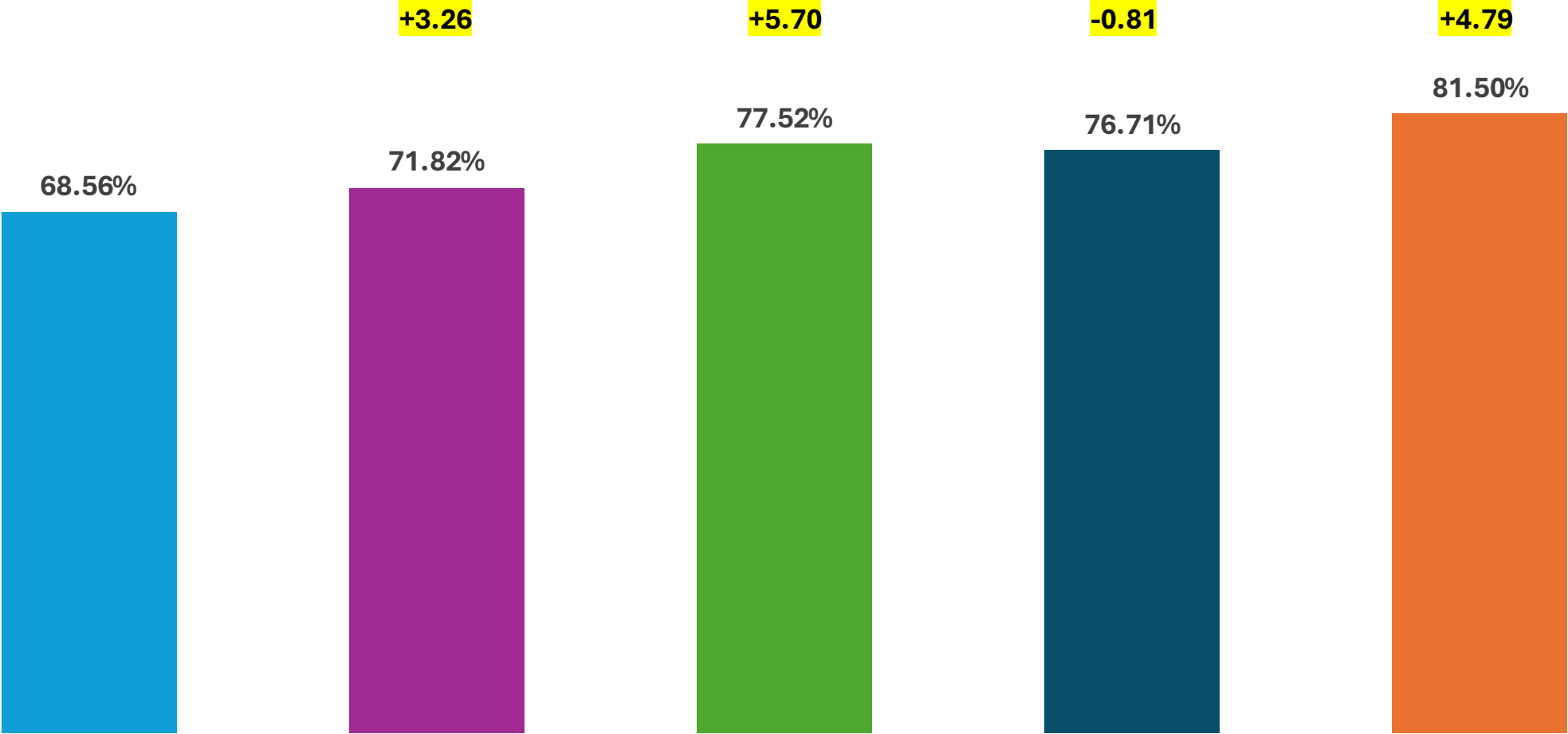
Enrollment Forecast by Grade Band



Free-and-Reduced Lunch Eligibility

October Full-Time Equivalent (FTE) Enrollment

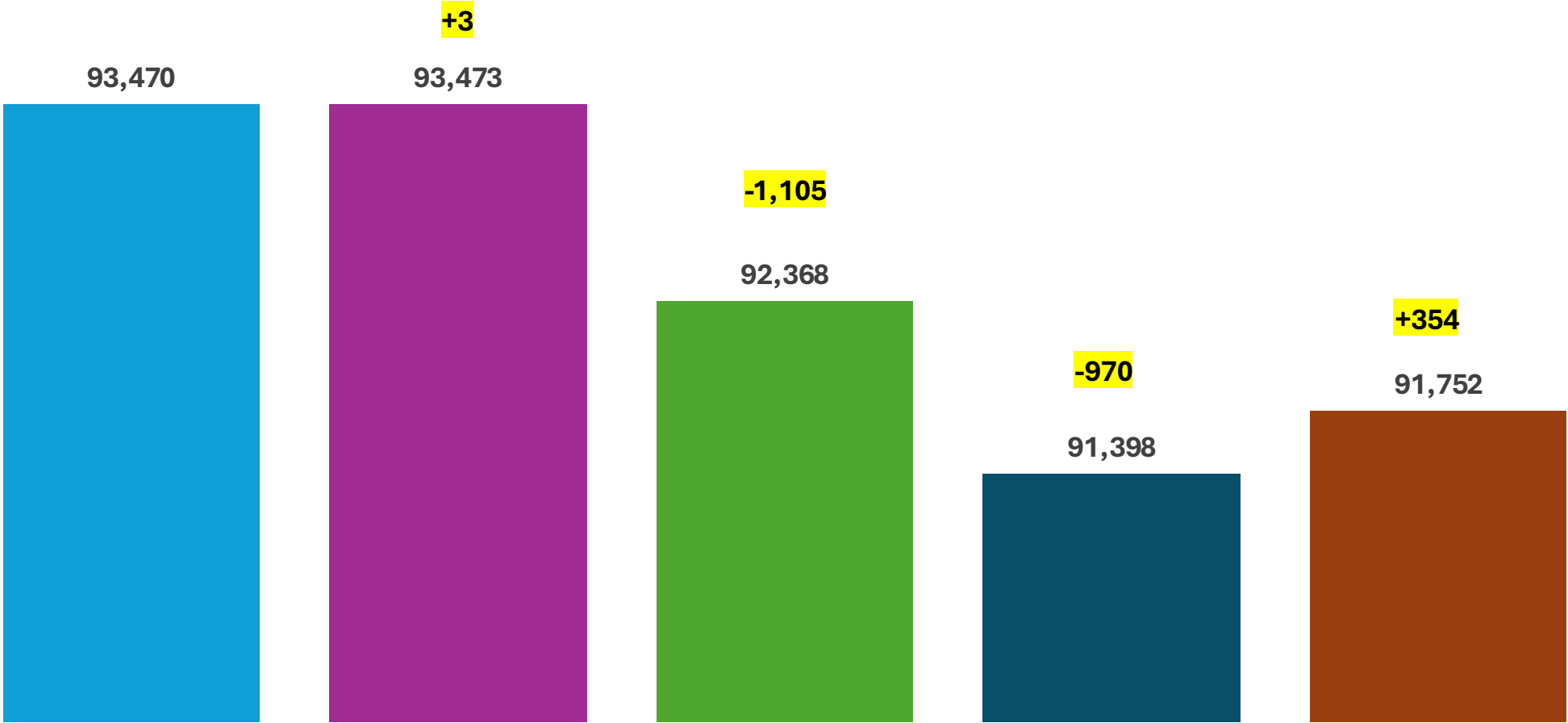
■ 20-21 ■ 21-22 ■ 22-23 ■ 23-24 ■ 24-25



District Enrollment

October Full-Time Equivalent (FTE) Enrollment

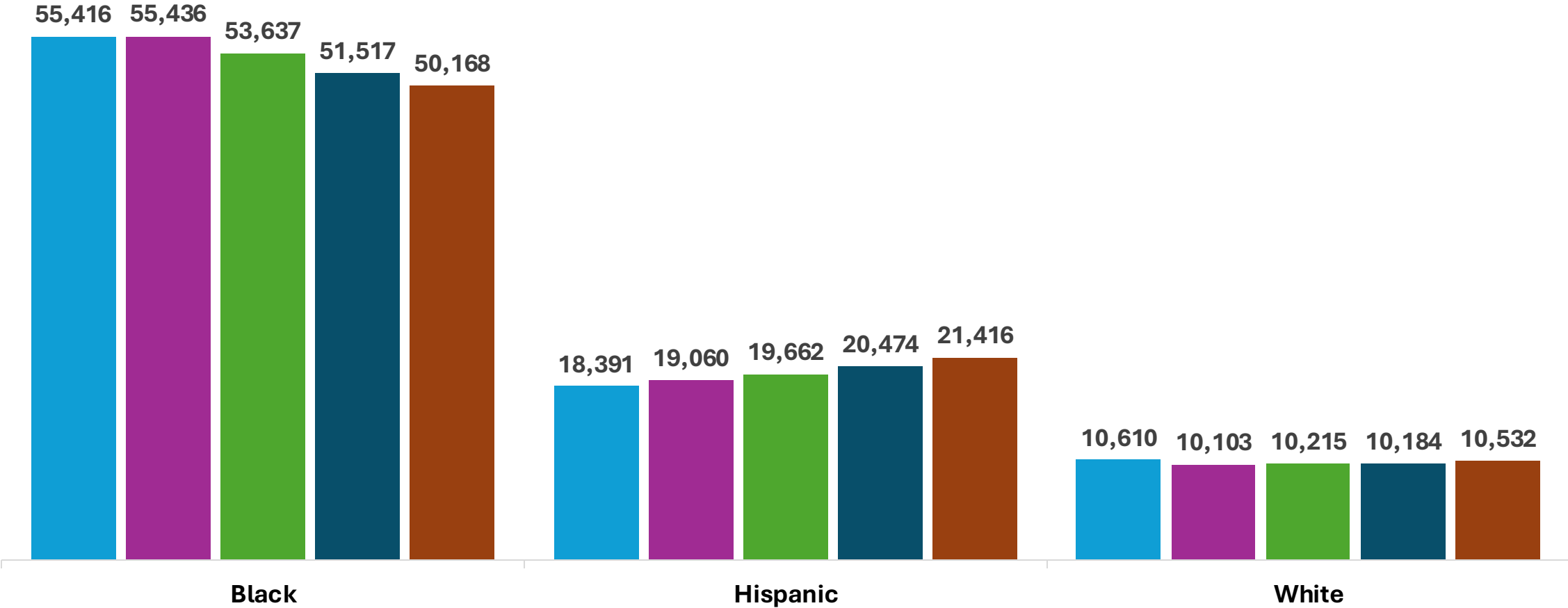
20-21 21-22 22-23 23-24 24-25



District Enrollment

October Full-Time Equivalent (FTE) Enrollment

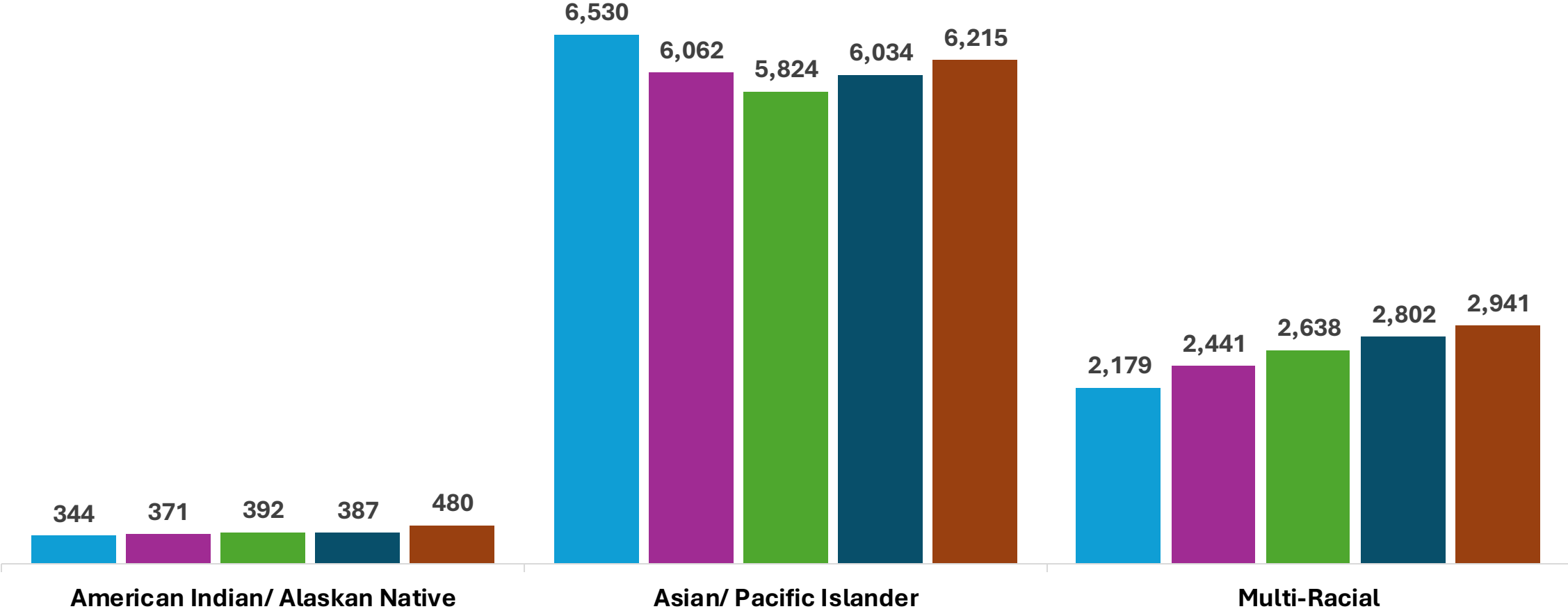
20-21 21-22 22-23 23-24 24-25



District Enrollment

October Full-Time Equivalent (FTE) Enrollment

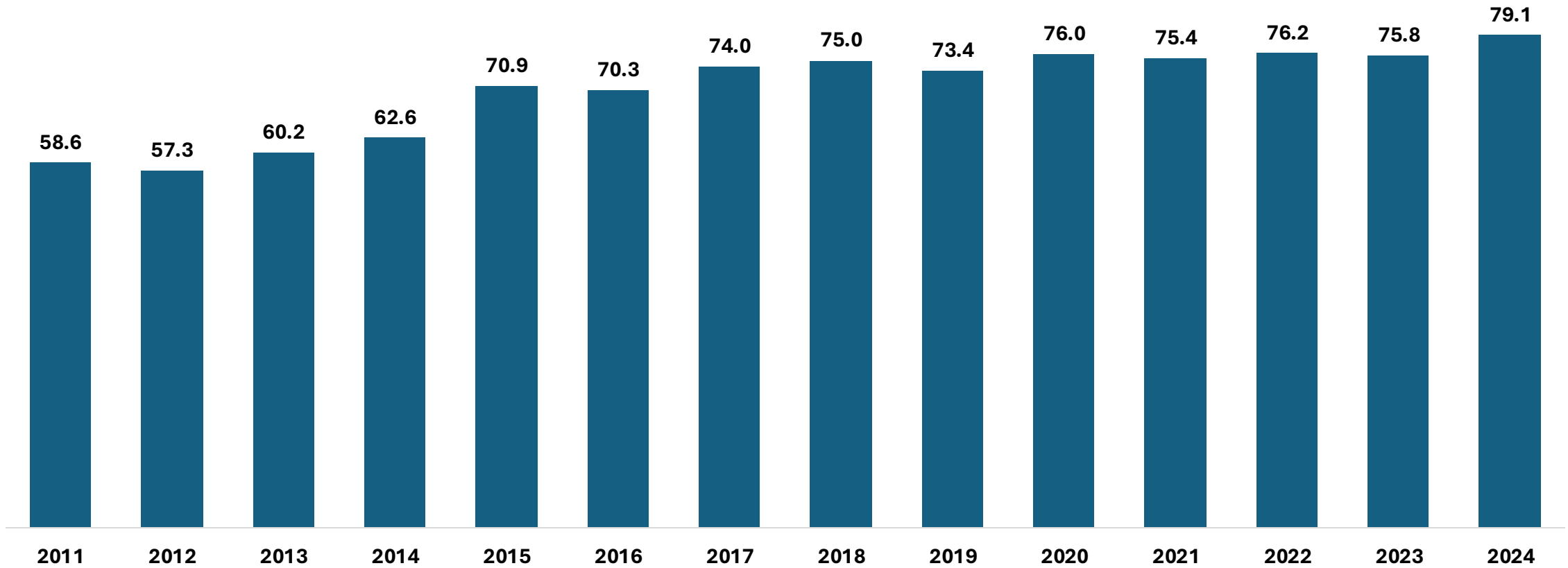
20-21 21-22 22-23 23-24 24-25



Four-Year Graduation Rates

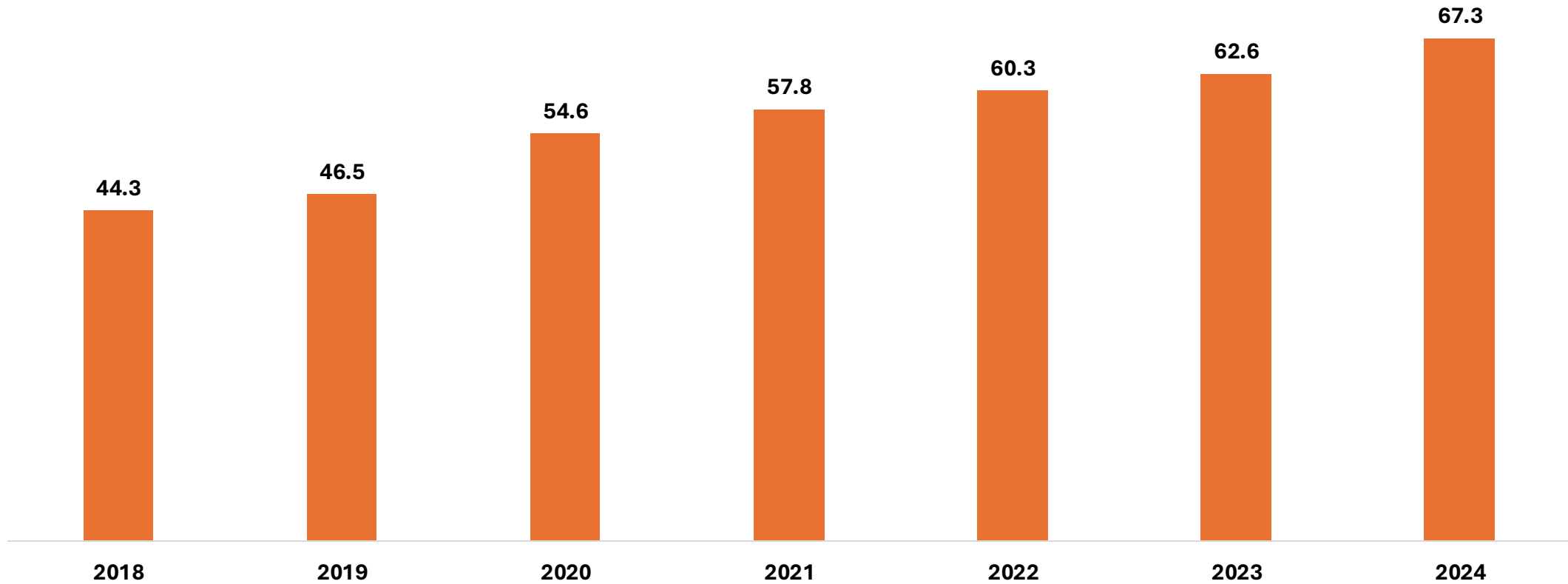
All Students Subgroup

2024- The highest 4-year graduation rate since 2011



Four-Year Graduation Rates Students with Disability

2024- Sixth consecutive year the 4-yr rate has increased



College and Career Ready Performance Index (CCRPI) 2024 Highlights

Six DCSD schools achieved a perfect score of 100.0 in **Content Mastery**, which assesses whether students are achieving the level of understanding necessary to be prepared for the next grade, college, or career. Additionally, fifteen schools scored 80.0 or higher.

Seven DCSD schools earned a maximum score of 100.0 in **Progress**, which evaluates students' growth compared to their academically similar peers. An additional 29 schools achieved a score of 90.0 or higher.

Thirty-five DCSD schools achieved a maximum score of 100.0 in **Closing Gaps**, which measures the improvement of all students and student subgroups in their achievement rates. An additional eight schools scored 90.0 or higher.

Two DCSD schools achieved perfect 100.0 scores in **Readiness**, which measures whether students are participating in activities that prepare them for and demonstrate readiness for the next level, such as college or career. An additional twenty-one schools achieved a score of 90.0 or higher.

One DCSD school achieved a perfect 100.0 score in the **Graduation Rate**, which assesses whether students graduate from high school with a regular diploma within four or five years. Additionally, three other schools scored higher than 95.0.

Budgeting at DeKalb



DeKalb County
School District

EDUCATION BUDGETING IN GEORGIA

The Georgia Department of Education (GaDOE) serves Georgia's 180+ kindergarten - 12th (K-12) grade public school districts. Led by State School Superintendent Richard Woods, GaDOE develops and governs the K-12 learning standards and currently serves 1.7 million students.

The FY 2026 budget proposal provides Georgia's public schools \$13.6 billion. Some programs saw an increase in funds and others experienced a decrease that led to a net increase of \$404 million. The proposal includes a \$612 million increase for QBE with a notable change to the employer contribution share of the Teachers Retirement System (TRS) percentage, and State Health Benefit Plan (SHBP). DeKalb County School District will absorb the difference between program increases and state funding through local property tax earnings. The proposed budget changes will be administered by the Georgia Department of Education's Budget Services department.

The Budget Services department prepares allocations for funding of the Quality Basic Education Formula based on data collected from local school systems regarding students and staffing, as well as for many of the state funded grant programs. The FY26 initial allotments for DeKalb County Schools are included herein. These allocations along with the Resource Allocation Methodology Plan (RAMP) will be used to provide staffing to all DeKalb County schools and centers.



BUDGETING PROCESS

BUDGET PLANNING

Budget planning activities include identifying, categorizing and prioritizing educational needs and forecasting resources to meet those needs. This step in the budgeting process incorporates goals and initiatives with input from the community, the Board, and multiple internal and external stakeholders.

BUDGET PREPARATION

DeKalb County Schools uses forecasted FTE data to its funding formula to develop school budgets. All organizational units formulate their budgets in the winter and spring each year. The primary sources of funding include:

- **State Revenue** – Anticipated QBE Allocations provided by the Georgia Department of Education (GaDOE) with considerations for the Governor’s State of the State address and proposed budget
- **Local Revenue** – Approved DeKalb County School District property tax digest values provided by the DeKalb Tax Commissioner’s Office



ANALYSIS & REVIEW

The Budget Oversight committee meets twice monthly throughout the budget development process to ensure compliance and adherence to the Board approved budget development calendar. Budget requests for the central departments and divisions are developed using the Allovue software. The requests are reviewed by the Budget Department for completeness, accuracy and compliance with established budget assumptions. School budgets and departmental requests are combined to create a consolidated General Fund budget. The consolidated General Fund Budget is presented to the Superintendent for review and edit prior to Board review. The considerations for the Consolidated General Fund budget include:

- **Actual and Projected Student Enrollment** – The Planning Dept. provides an estimate for student enrollment for the upcoming year.
- **Resource Allocation/Methodology Plan (RAMP)** – Preliminary allotments and staffing are determined based on actual enrollment as of October 2024. Projected enrollment for the next school year are taken into consideration in February 2025 to develop school budgets.
- **Department Budgets** - Departments developed budgets using their adopted FY25 budgets as a baseline and make incremental changes to support the District's strategic goals and initiatives.

ADOPTION & APPROVAL

Once the consolidated General Fund budget is accepted by the Superintendent, it is drafted for Board review and approval. The tentative budget reflects the results of an internal review of the budget requests conducted by the Superintendent, Chief Financial Officer, and Deputy Chief Financial Officer. After the Board's approval of the tentative budget, and before the approval and adoption of the final budget, the DeKalb Board of Education shall hold at least two public hearings to allow the public to have input on the proposed budget prior to adoption. After the budget hearings have been conducted, revisions can be made to reflect the inclusion of public input. Budget adoption is the final step.

IMPLEMENTATION

DeKalb County School District's fiscal year begins July 1st and concludes on June 30th of each year.

BUDGET MANAGEMENT

TRANSFERS OF APPROPRIATIONS (BUDGET TRANSFERS)

Budget transfers are permitted and managed through the Touchpoint accounting software system. Budget appropriation can be transferred in the following instances:

- Transfers from line item to line item within the same fund.
- Transfers from line item to line item within the same location/division.

These budget transfers are entered into the Touchpoint accounting system and approved through the identified approval workflow.

*Budget transfers between functions are limited and shall not result in an increase to any functional category greater than 10%. This limitation is laid out in board policy DC: Annual Operating Budget.

MONTHLY REVIEW & VARIANCES

Adequate budget appropriation authority is required prior to acquisition of goods or services to minimize negative variances. Upon completion of the monthly financial statements, appropriations are compared with month to date actual spending to determine year-to-date percentage of budget appropriation consumed.

MONTHLY FINANCIAL STATEMENTS

Monthly financial statements shall be prepared and provided to facilitate management control of financial operations and to provide full disclosure of the financial position of the school district.

FINANCIAL & COMPLIANCE AUDIT

In accordance with Georgia state law, and Board Policy DID: Audits, the Board shall have an annual independent audit of the financial records of DeKalb County School District (DCSD).

PURCHASING

Board Policy DJE: Purchasing guides all purchasing activity in the district and is the primary source of reference based upon DeKalb County Board of Education (“Board of Education”) governance.

FINANCIAL RECORDS

In accordance with Board Policy DI: Accounting and Reporting, financial records are stored securely and maintained in compliance with mandatory records retention policies. Current and historical budgets are available on the DCSD website, www.dekalbschoolsga.org



DISTRICT BUDGET POLICIES & PROCEDURES

<p>ORIGINAL ADOPTED DATE: 09/11/2000</p> <p>LAST REVISED DATE: 12/14/2011</p> <p>LAST REVIEWED DATE: 12/14/2011</p>	<p>Status: ADOPTED</p>
--	--

In accordance with Georgia law and State Board of Education policy, a budget for the DeKalb County School District shall be prepared annually and submitted to the DeKalb County Board of Education for approval. In keeping with sound fiscal operation, the school budget should be based on tax revenues to be received during the fiscal year of the proposed budget.

The Board shall adopt budgets for all fund types for the fiscal year. The fiscal year shall be the period corresponding to the fiscal year for the State Department of Education, which is the calendar period July 1 through June 30 of the succeeding calendar year.

The Superintendent shall annually prepare and submit to the Board a draft budget for the coming fiscal year. The draft budget shall be submitted to the Board in sufficient time to allow thorough review and discussion of estimated revenues and proposed expenditures and to complete the steps necessary to assure adoption of a final budget prior to July 1 of the fiscal year in question.

Each year, the Chief Financial Officer (“CFO”) shall inform the Superintendent of the estimated increase or decrease in the tax digest, including information such as the current digest, estimated new digest, current tax dollars, estimated tax dollars, and percent of increase or decrease in digest and tax dollars.

In April of each year, the Superintendent shall present to the Board the estimated budgeted expenditures for special revenue, debt service, capital outlay, enterprise, and trust and agency funds and the preliminary operating budget.

The Superintendent shall make a prioritized list of new or expanded programs to be considered by the Board should the Board believe there is adequate financing to implement any or all of the suggested programs. During its budget work sessions, the Board may offer suggested changes, which the Superintendent may or may not consider in the proposed budget.

The Superintendent shall be authorized to operate the District under the financial provisions of the budget. The Superintendent shall present a financial statement to the Board for each calendar month showing a comparison between the actual receipts and expenditures and the budgeted receipts and expenditures.

The Superintendent may approve adjustments of less than ten percent of the amount budgeted for expenditures in any budget function for any fund. The Superintendent shall report to the Board concerning such adjustments not later than the next regular meeting of the Board. If at any time during the budget year expenditure of funds in any budget function for any fund is anticipated to exceed by ten percent or more the amount budgeted for that function in the Board-approved budget, the Superintendent must request a budget amendment by the Board to authorize the additional anticipated expenditures.

The CFO is responsible for the development and preparation of the annual school budget and its presentation in orderly form to the Superintendent, in keeping with the dates and schedule as required by the DeKalb County Board of Education and the Georgia Department of Education. The CFO also is responsible to the Superintendent for the preparation and submission of all necessary monthly, annual, and periodic financial reports.

Public hearings on the budget will be held during the month prior to the formal adoption of the budget to receive feedback from citizens on the proposed budget. There shall be at least fifteen days between the initial presentation of the proposed budget to the Board of Education and the formal adoption of the budget. Two public hearings are to be held between the initial presentation and formal adoption of the budget.

Policy Reference Disclaimer: These references are not intended to be part of the policy itself, nor do they indicate the basis or authority for the board to enact this

policy. Instead, they are provided as additional resources for those interested in the subject matter of the policy.

Note: To access the policy references, click here State of Georgia Terms and Conditions (<https://simbli.eboardsolutions.com/SU/amIqTZiB9plushNjl6WXhfiOQ==>) and close the LexisNexis tab, which will return you to the policy. Click on the links below to be taken to each specific code. You should only have to do this one time per session.

State References	Description
O.C.G.A. 20-02-0067	Local school system or school subject to corrective action plan for budget deficit; financial operations form; publication; mailing to Department of Education and local governing body. - https://simbli.eboardsolutions.com/SU/8S288Dg4fWKVxu5eWe05Xw==
O.C.G.A. 20-02-0164	Local five mill share funds - https://simbli.eboardsolutions.com/SU/uLAYykb5psyFqbLwSBv5LA==
O.C.G.A. 20-02-0167	Funding for direct instructional, media center and staff development costs; computerized uniform budget and accounting system; submission of local budget to state board; provision of certain information by local boards - https://simbli.eboardsolutions.com/SU/EcSIASBMxslshGESw2ngJMTfg==
O.C.G.A. 20-02-0167.1	Public meetings on proposed annual budget; notice; electronic copies; exceptions for certain nonprofits -

<https://simbli.eboardsolutions.com/SU/bjujGvgZUCYxz0qls9tFig==>

O.C.G.A. 20-02-0171

Minimum direct classroom expenditures; waivers; sanctions for noncompliance; submission of budget and expenditure information; rules and regulations -

<https://simbli.eboardsolutions.com/SU/qnJ82GsGGKYrtVnSneaUXA==>

O.C.G.A. 20-02-0243

Withholding funds for failure to comply with QBE requirements -

<https://simbli.eboardsolutions.com/SU/wz2fVvVRYITuTldEdQGgBg==>

O.C.G.A. 20-14-0049.10

Legislative intent-transparency and accuracy of financial information of school systems and schools -

<https://simbli.eboardsolutions.com/SU/CVF12lu7v0uG9LeTf8MSqQ==>

O.C.G.A. 20-14-0049.11

Financial information available on websites -

<https://simbli.eboardsolutions.com/SU/HHYCPEASBji6bkCcVvDzoQ==>

O.C.G.A. 20-14-0049.12

Rules and regulations; deadline for publication of information required by Code Section 20-14-49.11 -

<https://simbli.eboardsolutions.com/SU/slsh9e0mgkiNKcuXC2plusEZ9A3w==>

O.C.G.A. 48-05-0032.1

Millage rate hearing notice -

<https://simbli.eboardsolutions.com/SU/K1slshoEDeil64plusGaj3ey5Q5Q==>

Rule 160-5-2-.21

Annual Financial and Budget Reports -
<https://simbli.eboardsolutions.com/SU/6plusUCkjq9deMkT6eqCdWgQ==>

Rule 160-5-2-.02

Withholding of Funds From Local Units of Administration -
<https://simbli.eboardsolutions.com/SU/0GcM8twPv5vPFbc0liUQsg==>

Rule 160-4-9-.06

Charter Authorizers, Financing, Management, and Governance Training -
<https://simbli.eboardsolutions.com/SU/plusvFSzbBTwYICbVum419KoQ==>

FY2026 BUDGET CALENDAR

The DeKalb County School District budget is a plan for the upcoming year. The budget outlines projected revenues and expenditures and provide District leaders the opportunity to share with the community how they will collect and distribute public funds for the students of DeKalb county. The DeKalb County School District budget calendar helps to ensure that the District adheres to all legal deadlines for developing, submitting, and adopting its budget. The calendar includes changes to the budget development process.

ACTIVITY	CONCENTRATION	DATE
FY2026 budget development calendar drafted	District	August 14, 2024
FY2026 budget development calendar presented at board retreat. Discuss millage rate goals & HB 581	District	September 25, 2024
Biweekly budget development meetings commence for FY2026 Budget	District	October 2, 2024
Board adopts FY2026 budget development calendar	District	October 7, 2024
Student count date for FTE funding	District	October 8, 2024
Distribute budget development instructions with template to divisions & schedule budget work sessions	District	October 14, 2024- December 23, 2024

Community and stakeholder surveys are released for input on FY2026 budget development	District	October 16, 2024
FY2026 school-based funding allotment drafts are prepared	Allotments	November 1, 2024 – December 13, 2024
Distribute budget development instructions with template to divisions & schedule budget work sessions	District	November 1, 2024 – December 13, 2024
Superintendent Report – shares preliminary initiatives for FY2026 budget Finance	District	November 11, 2024
FTE forecast is present to the Board	District	No later than November 30, 2024
Pre Allotment Meetings with Principals - Initial	Allotments	December 2024
Deadline for divisions to submit budgets within Allovue	District	December 2024
Advertise “Intent to Opt Out of Homestead Exemption” and hold three public hearings	District	December 2024 – January 2025
Community and stakeholder survey results collected for input on FY2026 budget priorities	District	January 17, 2025
Finance and Division leaders meet to discuss division FY2026 Budget requests	District	January 2025
Adopt resolution to opt out of the homestead exemption	District	February 2025

Divisions finalize FY2026 Budget Requests	District	February 2025
RAMP finalization & Final Allotment Meeting	Allotments	February 2025
Superintendent reviews final Division requests	District	March 2025
Preparation of Superintendent Recommended FY2026 Budget	District	March 2025
FY26 Master Scheduling 90% complete	Allotments	April 4, 2025
FY2026 Budget presentation – Board Retreat	District	April 2025
Board adopts FY2026 Tentative Budget/Revenue projections, and Millage Rate	District	May 2025
FY2026 Budget is advertised and shared on district’s website	District	Late May 2025
DeKalb County Board of Assessors certifies tax digest	District	Late May 2025
Tax Digest and Five-Year History of Levy is advertised	District	Early June 2025
1 st Public Budget Hearing is held to solicit feedback regarding the FY2026 Budget	District	Early June 2025
2 nd Public Budget Hearing is held to solicit feedback regarding the FY2026 Budget	District	Mid June 2025

1 st & 2 nd Millage Hearings are held	District	Mid/Late June 2025
3 rd Millage Hearing is held (if necessary)	District	Late June 2025 – Called Meeting
Board adopts Final FY2026 Budget and Millage Rate	District	Late June 2025 – Called Meeting
Finance transmits final budget documents to County, Carl Vinson Institute Of Government (CVIOG) and State Department of Education	District	By June 30th, 2025

DEKALB COUNTY BOARD OF EDUCATION
 FY2026- Consolidated Budget
 Governmental Funds
 For the Period Ended June 30, 2026

	GENERAL FUND	CAPITAL PROJECTS FUND	DEBT SERVICE FUND	SCHOOL NUTRITION FUND	NONMAJOR GOVERNMENTAL FUNDS	TOTAL GOVERNMENTAL FUNDS
REVENUES						
Property Taxes	\$ 1,001,496,971	\$ -	\$ -	\$ -	\$ -	\$ 1,001,496,971
Sales Taxes	6,000,000	160,000,000	-	-	-	166,000,000
State Funds	590,784,324	-	-	1,500,000	27,388,174	619,672,498
Federal Funds	-	-	-	81,219,616	115,127,996	196,347,612
Charges for Services	1,000,000	-	-	500,000	-	1,500,000
Investment Earnings	17,500,000	13,300,000	-	-	-	30,800,000
Miscellaneous	2,730,000	175,000	-	612,751	8,430,664	11,948,415
Total revenues	1,619,511,295	173,475,000	-	83,832,367	150,946,833	2,027,765,496
EXPENDITURES						
Current						
Instruction	884,871,875	28,326,614	-	-	69,700,593	982,899,082
Pupil Services	124,417,404	-	-	-	29,990,345	154,407,748
Improvement of Instructional Services	44,946,378	16,720,406	-	-	566,516	62,233,300
Instructional Staff Training	581,584	-	-	-	38,361,080	38,942,664
Educational Media Services	19,374,968	-	-	-	33,000	19,407,968
Federal Grant Administration	-	-	-	-	5,739,014	5,739,014
General Administration	45,379,092	-	-	-	1,474,795	46,853,888
School Administration	92,663,642	-	-	-	207,001	92,870,643
Support Services - Business	9,733,473	-	-	-	236,500	9,969,973
Maintenance And Operation	258,426,622	1,632,069	-	-	1,703,392	261,762,083
School Safety And Security	-	-	-	-	6,220,368	6,220,368
Student Transportation Service	91,918,519	3,223,228	-	-	1,041,575	96,183,322
Support Services - Central	59,456,001	6,668,004	-	-	248,427	66,372,433
Other Support Services	1,734,444	-	-	-	25,025	1,759,469
School Nutrition Program	336,368.00	-	-	85,832,367	-	86,168,735
Enterprise Operations	1,290,576	-	-	-	4,280,000	5,570,576
Capital Outlays						
Facilities Acquisition & Construction	-	213,985,364	-	-	-	213,985,364
Total expenditures	1,635,130,946	270,555,684	-	85,832,367	159,827,631	2,151,346,629
Excess (deficiency) of revenues over expenditures	(15,619,651)	(97,080,684)	-	(2,000,000)	(8,880,798)	(123,581,133)
OTHER FINANCING SOURCES (USES)						
Operating Transfers From Other Funds	-	-	-	100,000	9,000,000	9,100,000
Operating Transfers To Other Funds	(8,100,000)	-	-	-	(1,000,000)	(9,100,000)
Sale or Compensation for the Loss of Capital Assets	100,000	-	-	-	-	100,000
Total other financing sources (uses)	(8,000,000)	-	-	100,000	8,000,000	100,000
Net change in fund balances	(23,619,651)	(97,080,684)	-	(1,900,000)	(880,798)	(123,481,133)
Fund balances - beginning	\$ 392,000,000	\$ 520,000,000	\$ -	\$ 25,000,000	\$ 2,520,894	\$ 939,520,894
Fund balances - ending	\$ 368,380,349	\$ 422,919,316	\$ -	\$ 23,100,000	\$ 1,640,096	\$ 816,039,761

GENERAL FUND

YEAR OVER YEAR COMPARISON

	FY2026	FY2025	Difference	% Change
Instruction	\$884,871,875	\$856,172,655	\$28,699,220	3.4%
Pupil Services	\$124,417,404	\$133,775,471	(\$9,358,067)	-7.0%
Improvement of Instructional Services	\$581,584	\$755,059	(\$173,475)	-23.0%
Instructional Staff Training	\$44,946,378	\$23,240,100	\$21,706,278	93.4%
Educational Media Services	\$19,374,968	\$15,480,913	\$3,894,055	25.2%
Federal Grant Administration	-	-	-	0.0%
General Administration	\$45,379,092	\$63,266,946	(\$17,887,854)	-28.3%
School Administration	\$92,663,642	\$68,643,198	\$24,020,444	35.0%
Support Services - Business	\$9,733,473	\$20,163,199	(\$10,429,726)	-51.7%
Maintenance and Operations	\$258,426,622	\$256,444,012	\$1,982,610	0.8%
Student Transportation Service	\$91,918,519	\$93,076,964	(\$1,158,445)	-1.2%
Support Services - Central	\$59,456,001	\$42,274,559	\$17,181,442	40.6%
Other Support Services	\$1,734,444	\$1,450,974	\$283,470	-19.5%
School Nutrition Program	\$336,368	\$335,000	\$1,368	0.4%
Enterprise Operations	\$1,290,576	\$1,502,100	(\$211,524)	-14.1%
Facilities Acquisition & Construction Services	-	-	-	0.0%
Transfers to Other Funds	\$8,100,000	\$20,340,874	(\$12,240,874)	-60.2%
Agency	-	-	-	0.0%
TOTAL:	\$1,643,230,946	\$1,596,922,054	\$46,308,922	2.90%

GENERAL FUND 5-YEAR HISTORY

	FY2021-2022 Adopted	FY2022-2023 Adopted	FY2023-2024 Adopted	FY2024-2025 Adopted	FY2025-2026 Tentative
Instruction	755,770,762	762,174,883	824,704,604	856,172,655	884,871,875
Pupil Services	74,804,229	82,850,304	93,918,050	133,775,471	124,417,404
Improvement of Instructional Services	14,499,585	24,645,600	17,841,605	755,059	581,584
Instructional Staff Training	370,176	1,189,464	1,087,907	23,240,100	44,946,378
Educational Media Services	16,938,019	16,636,615	16,806,176	15,480,913	19,374,968
General Administration	40,414,766	44,956,616	63,485,320	63,266,946	45,379,092
School Administration	74,300,676	74,210,444	83,936,113	68,643,198	92,663,642
Support Services - Business	13,871,133	18,471,466	27,492,239	20,163,199	9,733,473
Maintenance and Operations	118,562,801	180,982,269	223,415,061	256,444,012	258,426,622
Student Transportation Service	58,818,019	80,348,868	79,184,601	93,076,964	91,918,519
Support Services - Central	24,593,174	28,807,215	33,173,661	42,274,559	59,456,001
Other Support Services	1,258,491	1,932,772	3,431,416	1,450,974	1,734,444
School Nutrition Program	335,000	1,005,000	335,000	335,000	336,368
Enterprise Operations	1,567,313	1,346,246	61,672	1,502,100	1,290,576
Operating Transfers	-	7,837,334	8,341,294	20,340,874	8,100,000
Total:	1,196,104,145	1,327,395,096	1,477,214,719	1,596,922,024	1,643,230,946
\$ Change		131,290,951	149,819,623	119,707,305	46,308,922
% Change		10.98%	11.29%	8.10%	2.90%

DESCRIPTION OF FUNCTIONS

INSTRUCTION: Instruction includes activities dealing directly with the interaction between teachers and students. Included here are the activities of aides or classroom assistants of any type (clerks, graders, teaching machines, etc.) which assist in the instructional process.

PUPIL SERVICES: Activities designed to assess and improve the well-being of students and to supplement the teaching process. Activities include guidance, counseling, testing, attendance, social work, health services, etc. Also include supplemental payments for additional duties such as coaching or supervising extracurricular activities.

IMPROVEMENT OF INSTRUCTIONAL SERVICES: Technical and logistical support activities designed to aid teachers in developing the curriculum, preparing and using special curriculum materials, and understanding the various techniques that stimulate and motivate students. These services facilitate, sustain, and enhance instruction techniques. Includes costs associated with technology personnel (Technology Specialists), contracted support services, systems planning and analysis, systems application development, network support services, and other technology-related costs that relate to the support of instructional activities.

INSTRUCTIONAL STAFF TRAINING: Activities associated with the professional development and training of instructional personnel. These include such activities as in-service training (including mentor teachers), workshops, conferences, demonstrations, courses for college credit (tuition reimbursement), and other activities related to the ongoing growth and development of instructional personnel.

EDUCATIONAL MEDIA SERVICES: Activities concerned with directing, managing and operating educational media centers. Included are school libraries, audio-visual services and educational television.

FEDERAL GRANT ADMINISTRATION: Activities concerned with the demands of Federal Programs grant management.

GENERAL ADMINISTRATION: Activities concerned with establishing and administering policy for operating the district. These include the activities of the members of the Board of Education. Local activities in interpretation of the laws and statutes and general liability situations are charged here, as are the activities of external auditors. Also recorded here are activities performed by the superintendent, administrative support personnel and deputy, associate, or assistant superintendent having overall administrative responsibility.

SCHOOL ADMINISTRATION: Activities concerned with overall administrative responsibility for school operations. Included are activities of principals, assistant principals, full time department chairpersons and clerical staff.

SUPPORT SERVICES - BUSINESS: Activities concerned with the fiscal operation of the district, including budgeting, financial and property accounting, payroll, inventory control, internal auditing and managing funds. Also included are purchasing, warehouse and distribution operations, and printing, publishing and duplicating operations.

MAINTENANCE AND OPERATION OF PLANT SERVICES: Activities concerned with keeping the physical plant open, comfortable, and safe for use, and keeping the grounds, buildings, and equipment in effective working condition and state of repair. This includes the activities of maintaining safety in buildings, on the grounds, and in the vicinity of schools. Property insurance expenditures are recorded in this function.

SCHOOL SAFETY AND SECURITY: Activities concerned with maintaining a safe and secure environment for students and staff. Include costs associated with security plan development and implementation, security monitoring devices, security personnel, security equipment, school crossing guards, school fire alarm and other monitors, and other costs incurred in an effort to ensure the basic security and safety of students and staff. Effective beginning FY 2025.

STUDENT TRANSPORTATION SERVICE: Activities concerned with the conveyance of students to and from school and trips to school activities. These activities include supervision of student transportation, vehicle operation, servicing and maintenance,

bus monitoring and traffic direction. Transportation insurance expenditures are charged to this function.

SUPPORT SERVICES - CENTRAL: Central Office activities other than general administration and business services. Included are personnel services, data processing services, strategic planning including research, development and evaluation on a system-wide basis; and public relations activities, such as writing, editing and other preparation necessary to disseminate information to students, staff and the general public.

OTHER SUPPORT SERVICES: All other support services not properly classified elsewhere.

SCHOOL NUTRITION PROGRAM: Activities concerned with providing food to students and staff in a school or district. This service area includes the preparation and serving of regular and incidental meals or snacks in connection with school activities and delivery of food.

FACILITIES ACQUISITION AND CONSTRUCTION SERVICES: Activities concerned with the acquisition of land and buildings; renovating buildings; the construction of buildings and additions to buildings, initial installation or extension of service systems and other build-in equipment; and improvements to sites.

TRANSFERS TO OTHER FUNDS: Outlays which cannot be properly classified as expenditures, but require budgetary or accounting control, including transfers to other funds.

Division Budget Summaries



DeKalb County
School District

BUDGET SUMMARIES BY DIVISION

	FY2026 Proposed	FY2025 Adopted	Difference	% Change FY25 to FY26
Accountability & Continuous Improvement	6,343,215	6,637,115	(293,900)	-4.43%
BOE Executive Office	1,036,295	984,447	51,848	5.27%
Community Engagement & Innovative Partnerships	5,844,376	5,688,603	155,773	2.74%
Curriculum & Instruction	38,732,168	37,879,513	852,655	2.25%
Access & Opportunity	10,059,309	11,789,725	(1,730,416)	-14.68%
Facilities & Operations	304,995,217	279,131,854	25,863,363	9.27%
Finance	13,371,992	13,461,218	(89,226)	-0.66%
Human Resources	19,995,789	20,805,923	(810,134)	-3.89%
Information Technology	45,580,542	42,894,626	2,685,916	6.26%
Legal Services	22,470,185	44,659,142	(22,188,957)	-49.69%

School Leadership & Development	19,496,330	23,242,129	(3,745,799)	-16.12%
Student Services	26,351,785	25,437,952	913,832	3.59%
Student Support and Intervention	13,279,545	13,564,107	(284,562)	-2.10%
Superintendent's Office (includes Public Safety, Strategic Mgmt, and Internal Audit)	33,971,314	36,004,674	(2,087,360)	-5.80%
Total	561,474,060	562,181,029	(706,968)	-0.13%



Impact to Division Budget Summaries

SALARY INCREASE

Salary increases are approved at a district wide level. After the budget is adopted, the increases are transferred to the division budgets. The year over year salary increase amounts on the following pages reflect the distribution of salary increase amounts allocated to division budgets during FY2025 and the additional cost of any newly requested positions for FY2026.

DIVISION REORGANIZATION

During the FY25 budget year, the DeKalb County School District implemented reorganization impacting the following central office division:

040 – Facilities & Operations – Creation of the department of Custodial Services. All custodian positions were pulled from school allotments and reassigned to the newly formed Custodial Services department. The employees will now be supervised and dispatched to schools as needed.

080 – Legal Services – The reduction in this division is due to the sunset of the Gold case settlement.

SUPT. OFFICE

DIVISION NUMBER: 010

FY2025 / FY2026 COMPARISON

FY2025 Approved Budget		FY2026 Budget Request			
# of Employees	258	Amount Requested		Impact of Change	
Total Salaries/Benefits:	28,937,295	# of Employees	260	# of New Position (s) Requested	2
Total Discretionary Funds	6,731,380	Total Salaries/Benefits	21,469,654	Cost of Position (s) Requested	(7,467,641)
Total Division Budget	35,668,674	Total Discretionary Funds	12,447,661	Amount of Discretionary Increase	5,716,281
		Total Requested Budget	33,917,314	Total Cost of Change	(1,751,360)

FY2025 / FY2026 COMPARISON

FY2025 Approved Budget		FY2026 Budget Request			
# of Employees	10	Amount Requested		Impact of Change	
Total Salaries/Benefits:	672,634	# of Employees	10	# of New Position (s) Requested	0
Total Discretionary Funds	311,813	Total Salaries/Benefits	773,273	Cost of Position (s) Requested	100,639
Total Division Budget	984,447	Total Discretionary Funds	263,021	Amount of Discretionary Increase	(48,792)
		Total Requested Budget	1,036,295	Total Cost of Change	51,848

SCHOOL LEADERSHIP

DIVISION NUMBER: 020

FY2025 / FY2026 COMPARISON

FY2025 Approved Budget		FY2026 Budget Request			
# of Employees	121	Amount Requested		Impact of Change	
Total Salaries/Benefits:	17,216,881	# of Employees	115	# of New Position (s) Requested	-7
Total Discretionary Funds	5,805,422	Total Salaries/Benefits	17,151,367	Cost of Position (s) Requested	(65,514)
Total Division Budget	23,022,303	Total Discretionary Funds	2,344,962	Amount of Discretionary Increase	(3,460,459)
		Total Requested Budget	19,496,330	Total Cost of Change	(3,525,973)

**COMMUNITY ENGAGEMENT &
INNOVATIVE PARTNERSHIPS**

DIVISION NUMBER: 026

FY2025 / FY2026 COMPARISON

FY2025 Approved Budget		FY2026 Budget Request			
# of Employees	32	Amount Requested		Impact of Change	
Total Salaries/Benefits:	4,376,954	# of Employees	35	# of New Position (s) Requested	3
Total Discretionary Funds	1,311,649	Total Salaries/Benefits	4,213,450	Cost of Position (s) Requested	(163,504)
Total Division Budget	5,688,603	Total Discretionary Funds	1,630,926	Amount of Discretionary Increase	319,277
		Total Requested Budget	5,844,376	Total Cost of Change	155,773

**ACCOUNTABILITY &
CONTINUOUS IMPROVEMENT**

DIVISION NUMBER: 030

FY2025 / FY2026 COMPARISON

FY2025 Approved Budget		FY2026 Budget Request			
# of Employees	20	Amount Requested		Impact of Change	
Total Salaries/Benefits:	2,982,084	# of Employees	21	# of New Position (s) Requested	1
Total Discretionary Funds	3,655,032	Total Salaries/Benefits	2,994,443	Cost of Position (s) Requested	12,359
Total Division Budget	6,637,115	Total Discretionary Funds	3,348,772	Amount of Discretionary Increase	(305,259)
		Total Requested Budget	6,343,215	Total Cost of Change	(293,900)

**CURRICULUM &
INSTRUCTION**

DIVISION NUMBER: 035

FY2025 / FY2026 COMPARISON

FY2025 Approved Budget		FY2026 Budget Request			
# of Employees	154	Amount Requested		Impact of Change	
Total Salaries/Benefits:	20,953,842	# of Employees	143	# of New Position (s) Requested	-11
Total Discretionary Funds	17,927,539	Total Salaries/Benefits	17,125,113	Cost of Position (s) Requested	(3,828,729)
Total Division Budget	38,881,381	Total Discretionary Funds	21,607,055	Amount of Discretionary Increase	3,679,515
		Total Requested Budget	38,732,168	Total Cost of Change	(149,214)

**FACILITIES &
OPERATIONS**

DIVISION NUMBER: 040

FY2025 / FY2026 COMPARISON

FY2025 Approved Budget		FY2026 Budget Request			
# of Employees	1,303	Amount Requested		Impact of Change	
Total Salaries/Benefits:	77,956,357	# of Employees	2,168	# of New Position (s) Requested	864
Total Discretionary Funds	174,839,033	Total Salaries/Benefits	133,741,348	Cost of Position (s) Requested	55,784,992
Total Division Budget	252,795,390	Total Discretionary Funds	171,253,869	Amount of Discretionary Increase	(3,585,165)
		Total Requested Budget	304,995,217	Total Cost of Change	52,199,827

FINANCE

DIVISION NUMBER: 050

FY2025 / FY2026 COMPARISON

FY2025 Approved Budget		FY2026 Budget Request			
# of Employees	81	Amount Requested		Impact of Change	
Total Salaries/Benefits:	8,856,489	# of Employees	78	# of New Position (s) Requested	-3
Total Discretionary Funds	4,604,729	Total Salaries/Benefits	9,594,524	Cost of Position (s) Requested	738,035
Total Division Budget	13,461,218	Total Discretionary Funds	3,777,468	Amount of Discretionary Increase	(827,261)
		Total Requested Budget	13,371,992	Total Cost of Change	(89,226)

HUMAN RESOURCES

DIVISION NUMBER: 060

FY2025 / FY2026 COMPARISON

FY2025 Approved Budget		FY2026 Budget Request			
# of Employees	140	Amount Requested		Impact of Change	
Total Salaries/Benefits:	17,169,046	# of Employees	162	# of New Position (s) Requested	22
Total Discretionary Funds	3,636,877	Total Salaries/Benefits	15,411,233	Cost of Position (s) Requested	(1,757,813)
Total Division Budget	20,805,923	Total Discretionary Funds	4,584,556	Amount of Discretionary Increase	947,679
		Total Requested Budget	19,995,789	Total Cost of Change	(810,134)

**INFORMATION
TECHNOLOGY**

DIVISION NUMBER: 070

FY2025 / FY2026 COMPARISON

FY2025 Approved Budget		FY2026 Budget Request			
# of Employees	215	Amount Requested		Impact of Change	
Total Salaries/Benefits:	19,940,842	# of Employees	209	# of New Position (s) Requested	(6)
Total Discretionary Funds	22,953,784	Total Salaries/Benefits	22,590,976	Cost of Position (s) Requested	(2,650,134)
Total Division Budget	42,894,626	Total Discretionary Funds	22,989,357	Amount of Discretionary Increase	35,573
		Total Requested Budget	45,580,542	Total Cost of Change	2,685,707

**STUDENT SUPPORT
& INTERVENTION**

DIVISION NUMBER: 090

FY2025 / FY2026 COMPARISON

FY2025 Approved Budget		FY2026 Budget Request			
# of Employees	79.5	Amount Requested		Impact of Change	
Total Salaries/Benefits:	9,767,738	# of Employees	77	# of New Position (s) Requested	-2.5
Total Discretionary Funds	3,796,370	Total Salaries/Benefits	9,503,872	Cost of Position (s) Requested	(263,866)
Total Division Budget	13,564,107	Total Discretionary Funds	3,775,673	Amount of Discretionary Increase	(20,697)
		Total Requested Budget	13,279,545	Total Cost of Change	(284,562)

**ACCESS &
OPPORTUNITY**

DIVISION NUMBER: 092

FY2025 / FY2026 COMPARISON

FY2025 Approved Budget		FY2026 Budget Request			
# of Employees	73	Amount Requested		Impact of Change	
Total Salaries/Benefits:	6,886,317	# of Employees	48	# of New Position (s) Requested	-26
Total Discretionary Funds	4,903,408	Total Salaries/Benefits	6,543,346	Cost of Position (s) Requested	(342,971)
Total Division Budget	11,789,725	Total Discretionary Funds	3,515,963	Amount of Discretionary Increase	(1,387,445)
		Total Requested Budget	10,059,309	Total Cost of Change	(1,730,416)

STUDENT SERVICES

DIVISION NUMBER: 094

FY2025 / FY2026 COMPARISON

FY2025 Approved Budget		FY2026 Budget Request			
# of Employees	198	Amount Requested		Impact of Change	
Total Salaries/Benefits:	21,859,997	# of Employees	164	# of New Position (s) Requested	-34
Total Discretionary Funds	3,577,956	Total Salaries/Benefits	17,527,334	Cost of Position (s) Requested	(4,332,663)
Total Division Budget	25,437,952	Total Discretionary Funds	8,824,450	Amount of Discretionary Increase	5,246,495
		Total Requested Budget	26,351,785	Total Cost of Change	913,798

Resource Allocation Methodology Plan



DeKalb County
School District

RESOURCE ALLOCATION/METHODOLOGY PLAN (RAMP) SY 25-26

VISION

To prepare students for success as lifelong learners and responsible global citizens.

MISSION

To promote the academic, social, and emotional growth of each student by fostering a safe, supportive, and engaging learning environment.

MOTTO

Inspire. Achieve. Excel.

CORE BELIEFS

We believe:

- In making sure every decision support quality teaching and learning
- In ensuring we meet every student’s academic, social and emotional needs
- In embracing the cultural diversity of our community as a strength
- In holding everyone accountable for educational excellence

We are making this vision and mission a reality – every day, in every classroom throughout the District.

Through community forums, focus groups, listening sessions, and more, we have engaged our stakeholders, refined our objectives, honed our procedures, and formulated a robust, highly structured yet agile and adaptive strategic plan. We are pleased with the progress we have made thus far, and excited about the future – of our District, our community, and, most importantly, the 92,368 students (includes Pre-Kindergarten and Charter Schools) who daily bring to us their limitless potential.

DEKALB COUNTY SCHOOL DISTRICT

DeKalb County School District was established in 1873 when residents raised \$4,200 to open public schools. DeKalb County School District is Georgia's third largest school system. The District covers 259 square miles within DeKalb County, excluding the areas served by Atlanta Public Schools and City Schools of Decatur. Under the leadership of Superintendent Dr. Devon Horton and the Board of Education, we prepare students for college and careers through a laser focus on rigorous, relevant classroom instruction related to each child's needs.

Today, DeKalb County is one of the most diverse counties in the southeast and is home to over 700,000 residents who hail from over 180 nations. Primarily a suburban county, it has become the second-most-affluent county with an African American majority in the United States, behind Prince George's County, Maryland.

As of the October 1, 2024 FTE report, the District serves 92,000 students, 138 schools and centers, and 14K employees, including 6,600 teachers. Students and parents speak over 172 languages and represent over 155+ nations. With a laser focus, DCSD is a leader in STE(A)M curriculum with 32 certified STE(A)M schools and programs. School choice options are available in nearly 50 schools to include theme, magnet, IB, charter, and Montessori options.

BUDGET PROCESS

DeKalb County School District annually develops a Consolidated Budget that reflects the Board of Education and the Superintendent's goals and priorities. To this end, the Finance Division annually develops a Budget that incorporates such goals and priorities with input from multiple internal and external stakeholders, while ensuring that all schools are equitably provided with the necessary resources to meet the unique needs of their students and stakeholders. Under State law all final approved

budgets must be financially balanced and in place by July 1st to commence the fiscal year.

STAFFING GUIDELINES

Regular Education allocations are based on teacher need. The October Full Time Equivalent (FTE) enrollment will be used to determine general education allocations as well as additional instructional and non-instructional allotments needed to support schools and programs. Instructional Departments may use additional data to support schools above their general education allotments. However, by the 20th day of the school year, the District begins the process of adjusting non-weighted homerooms based on actual enrollment. This process is called District Balancing.

The District uses the October FTE to apply the funding formula to individual schools. Teacher allocations for special programs, such as Special Education, ESOL and Career Technical and Agriculture Education (CTAE) are based on needs as assessed by the various District Program Leads, as defined by the allotment formula for each of those areas.

STAFFING FLEXIBILITY

DCSD uses site-based budgeting and site-based management through its “Bottom-Up” budget development approach. Each principal is fully empowered through a budgeting process that provides reasonable flexibility, high accountability, innovation, and results-driven budget recommendations aligned with each school’s Allotment Sheet, strategic plan and the initiatives of the *2019-2024 Strategic Plan*. This flexibility, paired with accountability, enables principals to deploy staff according to their schools’ needs. In collaboration with the Regional Office, Finance, Human Resources and Curriculum and Instruction, remainder allotments may be used for other positions if the students’ instructional goals and maximum class sizes are met.

PRINCIPAL ACCOUNTABILITY

The principal is responsible for the fiscal management of all funds included in the school budgets. Principals will be provided with a School Allotment Sheet for their school. The School Allotments are distributed to principals in February prior to the next school year. The School Allotment Sheet allows principals to plan for the upcoming school year. This is especially important if the school has to make personnel changes. Therefore, if a school loses allotments, personnel must be displaced and reassigned to another location. On the other hand, if a school gains allotments, the principal will have time to recruit and hire new teachers. The School Allotment Sheet provides historical data from the previous year for comparison purposes. The financial stability of a school is reflected in the management of resources, expenditures, accuracy of records and overall judgement in the general management of all school allotment funds. It is the responsibility of the principal to conclude the school year with the school's allotment showing a zero or positive balance. No expenditures should be made more than the current budget and staff hired must correspond with the approved budgeted positions.

PRINCIPAL ADVISORY COUNCIL (PAC)

The Principal Advisory Council is an integral component of DeKalb County School District's Strategic Waiver. PACs are responsible for setting and monitoring the strategic direction of the schools.

The PACs are responsible for the following:

- Approve the school's Continuous School Improvement Plan (CSIP)
- Provide feedback on the principal's performance
- Interface with the school's Title I committee (where applicable)
- Roll out of the annual CSIP and implementation

TITLE I COMPARABILITY

Comparability is one indication that a school district is using its Title I funds to supplement and not supplant other funding sources it uses to educate students. Meeting comparability means that a school district provides services in its Title I schools which are at least comparable to services the school district provides in its non-Title I schools. Schools should not count on comparability allotments due to

school-wide changes from year to year. All formulas used in allotments are to be applied the same way to all schools regardless of a school's Title I status.

Equitable application of the allotment formulas must result in school-based programs that are sufficiently and equitably funded. This allows DCSD to meet its Title I comparability requirements. Comparability is a requirement for receiving Title I funds. Meeting comparability is a federal, Title I Part A, requirement.

- There are multiple ways to meet comparability:
- GaDOE has established the student/instructional staff ratio as the method for districts to use to determine comparability.
 - The number of students in a school is defined as the total enrollment in the school minus the pre-kindergarten enrollment in the school. When using student/instructional staff ratios to compare the average number of students per instructional staff in each Title I school with the average number of students per instructional staff in non-Title I schools, an LEA may consider a Title I school comparable if its average does not exceed 15 percent of the average of non-Title I schools (This was changed from 10% to 15% per GaDOE email dated January 15, 2021).
 - Resource Allocation Methodology Plan (RAMP)- A districtwide RAM/P describes the methodology used to demonstrate the equitable distribution of state and local funds to all schools in the district regardless of Title I status. Additional factors that may be included in a District's RAM/P may be based on student characteristics such as poverty, limited English proficiency, or disability, etc. as is allowed through the section 1120A(c) of the Elementary and Secondary Education Act of 1965 (ESEA) which provides that an LEA may receive Title I, Part A funds only if it uses state and local funds to provide services in Title I schools that, taken as a whole, are at least comparable to the services provided in schools that are not receiving Title I funds.
- There are no waivers for meeting comparability.

COMPARABILITY TIMELINE

August-December

- DCSD Allotment/Staffing/Budget and Title I will obtain preliminary staff and enrollment information from appropriate district staff. An early determination of comparability would allow the district to make adjustments with the least amount of disruption.
- DCSD Allotment/Staffing/Budget and Title I will decide which calculation methodology to use in consultation with the GaDOE. Should there be a significant difference in the enrollments of schools within a grade span DCSD Title I office will consult with the GaDOE regarding the division enrollment to be used.
- DCSD will identify date and collection methodologies for gathering data needed to complete calculations.
- DCSD will conduct quality assurance audits of the staff and enrollment data sources.

October-November

- DCSD will collect, audit and submit final data collections as of the date-certain.
- DCSD will confirm final Certified Personnel Index (CPI) and Enrollment data with the GaDOE's online application and GaDOE Title Program staff.
- DCSD Allotment/Staffing/Budget will make final Comparability calculations based upon verified student enrollment and staff data (CPI).
- Where final determination indicates a need for additional staff at a Title I school, the district will provide the instructional staff to the Title I school.
- DCSD Allotment/Staffing/Budget will share final Comparability calculations with Title I, Finance and HR as well as other departments as determined appropriate.
- DCSD Allotment/Staffing/Budget and Title I will maintain source documentation to support the calculations and documentation to demonstrate that any needed adjustments to staff assignments were made annually to ensure compliance.

December

- DCSD will make determination to achieve comparability by reassigning staff, providing additional allotments or revising the RAMP.

- DCSD will notify Administrators of receiving and losing schools.
- DCSD will determine the effective date of movement of staff.

EVERY STUDENT SUCCEEDS ACT (ESSA) TITLE II

The use of Title II Funds may supplement the District's Budget in reducing class size to a level that is evidence based, to the extent the State determines that such evidence is reasonably available, to improve student achievement through the recruiting and hiring of additional effective teachers.

AVERAGE SALARY & BENEFITS

Finance uses average salaries and benefits for school allocations. Salaries are not adjusted based on the actual person occupying the position. Therefore, schools are not penalized for higher salaries, and schools cannot recoup funds for employees with salaries lower than the average salary. In addition, benefits are calculated using a standard base rate for the district. Schools will not recoup any portion of a position's benefits including employees not receiving benefits. Salary calculations are applied identically to all schools regardless of a schools Title I status.

NON-PERSONNEL FUNDS

In addition to personnel earnings generated from the school allotment formulas and guidelines, schools also receive non-personnel funds. These funds include, but are not limited to, Athletic Services and per pupil allotments.

PER PUPIL ALLOCATION

The per-pupil allocation is a base allocation provided for each student enrolled at a school. The intent of the base is to provide an amount that is sufficient to cover essential needs at a school. The accounts used in determining this base amount includes costs for classroom, custodial, training, office supplies, library orders, materials, copier fees and maintenance, in-system travel, and postage.

CHARTER SCHOOLS

DeKalb County School District Charter Schools

DeKalb Agriculture Technology and Environment (D.A.T.E.)
DeKalb PATH Academy
DeKalb Preparatory Academy
International Community School
Leadership Preparatory Academy
Tapestry Public Charter School
The Globe Academy
The Museum School of Avondale Estates

CHARTER SCHOOL STATUTORY FORMULA

Funding for a DeKalb County School District (DCSD) charter school's instructional and administrative programs will comply with the Georgia Charter Schools Act of 1998, Article 31 of the Official Code of Georgia Annotated, and applicable State Board of Education (SBOE) rules. The District funds charter schools pursuant to the state funding formula provided by O.C.G.A. § 20-2-2068.1 and appropriate SBOE rules. DCSD start-up charter schools receive a proportionate share of the district's state and local revenue. Charter Schools are funded no less favorably than traditional DeKalb County School District schools.

NON-TRADITIONAL COURSE OFFERINGS

Flex Academy of Excellence Virtual School

Flex Academy of Excellence is a virtual learning program offered to all DCSD students to provide flexible options that meet diverse learning needs and promote excellence, success, and innovation. FLEX Academy offers online courses that can be scheduled both during the school day and after hours. This enables students to expand their learning day and gain credits that lead to graduation and college and career readiness. Our course offerings include core academic and elective classes.

Currently, DCSD funds FLEX Academy enrollments through Curriculum and Instruction.

DCSD uses preregistration to monitor and forecast the number of online enrollments per semester. At the end of each year, Curriculum and Instruction updates its budget to reflect sustainable growth of online learning within DCSD.

Flex Academy of Excellence Virtual School Allocation

Enrollment does not directly impact staffing. The program instructors are not coded in the system as teachers; they are listed as Virtual Learning Specialists. However, with the increase in virtual learning students, select local school teachers are designated to teach virtual learning students. Flex Academy exists as a program and not a separate school. Therefore, the teacher/student allocation does not apply. Rather, continuous staff adjustments are performed to serve students and support the needs of parents.

TEACHER ALLOCATIONS

Grades/Subjects	Max. Class Size
Regular Kindergarten	26
Regular Kindergarten w/Paraprofessional	28
Regular Grades 1-3	29
Grades 4-5	30
Grades 6-8	30
Grades 9-12	34

Elementary Schools

Pupil/General Education Classroom Teacher Ratios:

Kindergarten: 26 to 1 (with +2) or 24 to 1 (without +2)

Total general education FTE ÷ 24 = # Teachers (rounded up to the nearest whole)

Grades 1-3: 29 to 1 (with +2) or 27 to 1 (without +2)

Total general education FTE ÷ 27 = # Teachers (each grade level is calculated separately, rounded up to the nearest whole)

Grades 4-5: 30 to 1 (with +2) or 28 to 1 (without +2)

Total general education FTE ÷ 28 = # Teachers (each grade level is calculated separately, rounded up to the nearest whole)

Middle Schools

Pupil/General Ed. Classroom Teacher Ratios:

Grades 6-8: 30 to 1 (with +2) or 28 to 1 (without +2)

Total general education FTE ÷ 28 = # Teachers (rounded to the nearest whole)

High Schools

Pupil/General Ed. Classroom Teacher Ratios:

Grades 9-12: 34 to 1 (with +2) or 32 to 1 (without +2)

Total general education FTE ÷ 32 = # Teachers (rounded to the nearest whole)

Regional Superintendents and Principals should closely monitor the enrollment changes and the master schedule for each high school to make the appropriate adjustments to the high school teaching allocations based on various factors such as smaller AP classes, maximum class size, etc.

Gifted Liaison Resource Teachers:

Grades K-5 Maximum Class Size: 25 (includes +2 waiver)

Grades 6-8 Maximum Class Size: 29 (includes +2 waiver)

Grades 9-12 Maximum Class Size: 29 (includes +2 waiver)

Cluster Model – Using regular funding size per grade level with gifted students included:

Grades K-5 Maximum Class Size: 21 - 28

Grades 6-8 Maximum Class Size: 25 - 28

Grades 9-12 Maximum Class Size: 25 - 32

GIFTED STUDENT SUPPORT

The chart below provides gifted support based on the number of gifted students served.

0 - 49 Students	0.50
50 - 99 Students	1.00
100 - 149 Students	2.00
150 - 199 Students	3.00
200 & Above Students	4.00

MINIMUM AND MAXIMUM CLASS SIZE

2025–2026 DeKalb County School District Class Size

Codes	Grades	Funding Size	Max Class Size *Plus 2 <i>Example: Gr. 1-3 (27+2=29)</i>
A	K	21	24
A	K with Para	21	26
B	1-3	23	27
C	4-5	25	28
A/B/C	K-5 Fine Arts	21	37
EL=Y	K-3 ESOL	11	13
EL=Y	K-3 ESOL with Para	11	15
	K-5 PE w/o Para	Grade Level Class Size	46
	K-5 PE with Para		58
9	6-8 Middle Grades Program (MGP)	25	28
H	6-8 Middle School Program (MSP)	25	28
I	6-8 Gifted (Advanced Content and Resource)	17.5	27
J	6-8 Remedial (REP)	21	24
9/H	6-8 Instrumental Music (Band)	25	104

9/H	6-8 Choral Music	25	84
9/H	6-8 Physical Education	25	46
9/H	6-8 Fine Arts & World Language (Taught as part of connections)	25	37
9/H	6-8 World Language for Carnegie Unit Credit	25	36
EL=Y	4-8 ESOL	11	16
EL=Y	4-8 ESOL with Para	11	19

D	9-12 (GENERAL)	25	32
K	9-12 (VOCATIONAL)	25	32
I	9-12 Gifted (Advanced Content and Resource)	16.5	27
J	9-12 Remedial (REP)	21	24
EL=Y	9-12 ESOL	11	20
EL=Y	9-12 ESOL with Para	11	22
	Alternative Education	21	22
D	9-12 Instrumental Music (Band)	25	104
D	9-12 All Other Subjects- Example: Art	25	39
D	9-12 Choral Music	25	84
D	9-12 Physical Education	25	46

*Add the Plus 2 Waiver in the last column to get the total maximum class size.

EARLY INTERVENTION PROGRAM (EIP)

The Georgia K-12 Standards define what students should understand and be able to do by the end of each grade. The [Early Intervention Program \(EIP\)](#) provides additional instructional resources to help students who are performing below grade level obtain the necessary academic skills to reach grade-level performance in the shortest time possible. The EIP supplemental instruction students receive as a support must be evidence-based, delivered to small groups, targeted to the area of need, and implemented with fidelity (i.e. consistent with the way it was designed) in addition to, and different from, their general classroom instruction provided for all students. Effective July 1, 2021, the EIP program requirements, such as class size and certification waivers, are no longer waivable for Strategic Waivers School Systems, Charter Systems, and Charter Schools. The Reduced Class Model is no longer in compliance with Senate Bill 59.

Any combination of EIP instructional delivery models may be used within an LEA or school depending on the unique needs and characteristics of the students, school, and staff. Delivery models are differentiated to provide appropriate levels of intensity or prevention that include high-quality core instructions and evidence-based interventions and supports.

The following EIP instructional models outlined in state law and in SBOE rule are funded in FY26:

- **Augmented**
- **Self-Contained**
- **Pull-out**
- **Innovative**

Funding and Maximum Class Size

Self-Contained and Pull-out Models

Grades	Funding Class Size	Maximum System Class Average
Kindergarten through 5th Grade	11	14

Augmented / Push-in

Grades	Funding Class Size	Maximum System Class Average
Kindergarten	15	18
Kindergarten w/full-time para	15	20
Grades 1-3	17	21
Grades 4-5	23	30

Innovative

Grades	Minimum	Maximum	Up to # EIP Students
Kindergarten	15	18	9
Kindergarten w/full-time para	15	20	10
Grades 1-3	17	21	11
Grades 4-5	23	28	14

SUPPORT STAFF

Positions	Allotment Formula
School Social Workers (All)	School Social Workers are employed at the district level and assigned to schools based on identified needs. Social Workers are currently assigned based on a .25 or .33 allotment. Additionally, schools that demonstrated high social work referral rates are allocated .50 based on a three-year trend data.

Position	Elementary	Middle	High
Principal	1 per school	1 per school	1 per school
Asst. Principal	1 – 699 = 1.0 700 – 1099 = 2.0 1100 - 1499 = 3.0 1500 + = 4.0	1 – 499 = 2.0 500 – 899 = 3.0 900 – 1299 = 3.0 1300 – 1699 = 4.0 1700 - 2099 = 5.0 2100 + = 6.0	1 – 499 = 2.0 500 – 899 = 3.0 900 – 1299 = 3.0 1300 – 1699 = 4.0 1700 – 2099 = 5.0 2100 + = 6.0
Bookkeeper	1 per school	1 per school	1 per school
Media Specialist	1 per school	1 per school	1 per school
Athletic Director			1 per school
School Nurse	1 per school	1 per school	1 per school
In-School Suspension		1 per school	1 per school
School Nurse	1 per school	1 per school	1 per school
In-School Suspension		1 per school	1 per school

The Department of Public Safety is a certified law enforcement agency established under The Official Code of Georgia Annotated. The School Resource Officer (SRO) program is a nationally accepted program that places law enforcement officers within local schools. The S R O initiative is designed to increase the rapport between students and police officers and to establish the SRO as a source of information on criminal law and public safety information for students, staff, administrators, and parents.

Public Safety Allotment Formula			
Position	Elementary	Middle	High
Elementary Security Associate (ESA)	1-799 Students = 1.0 800+ Students = 2.0	1 per school	1 per school
Campus Supervisor	N/A	1-999 Students = 3.0 1000+ Students = 4.0	1-1199 Students = 4.0 1200-1799 Students = 5.0 1800+ Students = 6.0
School Resource Officer	N/A	1 per school	1 per school

Position	Elementary	Middle	High
Counselor	0 – 399 = 1.0 400-699 = 1.5 700-1099 = 2.0 1100 + = 3.0	0 –499 = 2.0 500 - 899 = 3.0 900 – 1299 = 3.0 1300 - 1699 = 4.0 1700 – 2099 = 5.0 2100 + = 6.0	0 – 499 = 2.0 500 – 899 = 3.0 900 – 1299 = 3.0 1300 – 1699 = 4.0 1700 – 2099 = 5.0 2100 + = 6.0

Clerical/Secretary	<p>0-799 1.0 = 10M Secretary 1.00 = 12M Bookkeeper</p> <p>800 + 2.0 = 10M Secretaries 1.0 = 12M Bookkeeper</p>	<p>0-649 1.0 = 10M Secretary 1.0 = 12M Registrar 1.0 = 12M Bookkeeper</p> <p>650-799 2.0 = 10M Secretaries 1.0 = 12M Bookkeeper 1.0 = 12M Registrar</p> <p>800-1199 4.0 = 10M Secretaries 1.0 = 12M Bookkeeper 1.0 = 12M Registrar</p> <p>1200-1649 5.0 = 10M Secretaries 1.0 = 12M Bookkeeper 1.0 = 12M Registrar</p> <p>1650-1999 6.0 = 10M Secretaries 1.0 = 12M Bookkeeper 1.0 = 12M Registrar</p> <p>2000 + 7.0 = 10M Secretaries 1.0 = 12M Bookkeeper 1.0 12M Registrar</p>	<p>0-649 1.0 = 10M Secretary 1.0 = 12M Registrar 1.0 = 12M Bookkeeper</p> <p>650-799 2.0 = 10M Secretaries 1.0 = 12M Bookkeeper 1.0 = 12M Registrar</p> <p>800-1199 4.0 = 10M Secretaries 1.0 = 12M Bookkeeper 1.0 = 12M Registrar</p> <p>1200-1649 5.0 = 10M Secretaries 1.0 = 12M Bookkeeper 1.0 = 12M Registrar</p> <p>1650-1999 6.0 = 10M Secretaries 1.0 = 12M Bookkeeper 1.0 = 12M Registrar</p> <p>2000 + 7.0 = 10M Secretaries 1.0 = 12M Bookkeeper 1.0 12M Registrar</p>
Custodian	1/22,000 sq. ft.	1/22,000 sq. ft. <i>1 Plant Engineer</i>	1/22,000 sq. ft. <i>1 Plant Engineer</i>
	<ul style="list-style-type: none"> • Large Elementary Schools above 128,000 Sq. Ft. will receive 1 Plant Engineer. • Schools with portable classrooms receive an additional 1.00 allotment for every 7 additional trailers. • Custodian allotments are rounded up to a full-time position. • 1.00 if a school is above 100% Capacity 		
Star Substitute	1 per school	1 per school	1 per school
Library Media Assistant	1 per school based on the allocation	1 per school based on the allocation	1 per school based on the allocation

Lead Teacher for Special Education	1 per school based on the allocation	1 per school based on the allocation	1 per school based on the allocation
Multi-Tiered System of Support	1 per school based on the allocation	1 per school based on the allocation	1 per school based on the allocation
School Psychologist	1 per school based on the allocation	1 per school based on the allocation	1 per school based on the allocation
New School Allotment	New school allotments are based on the Forecast Enrollment of students from the sending schools and the square footage of the new building. Custodial allotments are adjusted to support schools with transition.		
Overages	DeKalb County is a large school District with many unique situations. Therefore, school overages can occur from a variety of reasons (Comparability Allotments, Rightsizing, Administrative Transfers and/or Special Permission).		

SPECIAL PROGRAMS

Positions	Allotment Formula	
	# of Students	# of Teachers
Art Teachers (ES)	0 – 399	.50 Teacher
	400 +	1.00 Teacher
	0 – 1299	1.00 Teacher
Art Teachers (MS & HS)	1300 +	2.00 Teachers

Positions	Allotment Formula	
EIP Self-contained Teachers	Grades K-5: 14 to 1 Teacher	
EIP Augmented Teachers	Grades K: 18 to 1 Teacher Grades K w/Para: 20 to 1 Teacher Grades 1-3: 21 to 1 Teacher Grades 4-5: 30 to 1 Teacher <i>*Special Note: For FY26, the Office of Allotments reviewed the October 2024 FTE EIP earnings and compared it to the RAMP allocation method above. The Office of Allotments awarded the higher of the two to the individual schools in an effort to maximized IEP instruction and to better support student achievement.</i>	
Remedial REP Teachers	Grades 6-12: 26 to 1 Teacher <i>Special Note: For FY26, the Office of Allotments reviewed the October 2024 FTE EIP earning and compared it to the RAMP allocated method above. The Office of Allotments awarded the higher of the two to the individual schools in an effort to maximize IEP instruction and to better support student achievement.</i>	
ESOL Teachers	Allocations are based on three major categories: number of students, the model used to serve students and the needs assessments used to serve K-12 qualifying Limited English Proficient students.	
General Music/Chorus Teachers	# of ES Students	# of Teachers
	0 – 799	1.00 Teacher
	800 – 1199	2.00 Teachers
	1200 +	3.00 Teachers

	# of MS & HS Students	# of Teachers
	0 – 499	1.00 Teachers
	500 – 899	2.00 Teachers
	900 – 1299	2.50 Teachers
	1300 – 1699	3.00 Teachers
	1700 – 2099	3.50 Teachers
	2100 +	4.00 Teachers
IB Teacher Allotments	<ul style="list-style-type: none"> • Elementary Schools participating in the IB Program will receive 1.5 additional allotments to support the program. • Middle Schools participating in the IB Program will receive 4.0 additional allotments to support the program. • High Schools participating in the IB Program will receive 1.0 additional allotment to support the program. 	

Positions	Allotment Formula		
	# of ES Students	# of Teachers	# of Assistants
Physical Education Teachers	0 – 799	1.00 Teacher	N/A
	800 – 1199	2.00 Teachers	N/A
	1200 +	3.00 Teachers	N/A

	# of MS & HS Students	# of Teachers	# of Assistants
	0 – 499	2.00 Teachers	N/A
	500 – 899	3.00 Teachers	N/A
	900 – 1299	4.00 Teachers	N/A
	1300 - 1699	5.00 Teachers	N/A
	1700 - 2099	6.00 Teachers	N/A
	2100 +	7.00 Teachers	N/A
Band/Strings	0.50 allotment is given to every elementary school to support an itinerant band (.25) and strings (.25) teacher. This allotment can vary depending on how many schools the band or string teachers must serve.		
JROTC Instructors (HS)	Less than 150 Cadets	1 Officer and 1 Enlisted (NCO)	
	More than 150 Cadets	1 Officer and 2 Enlisted (NCOs)	
	Note: JROTC only serves schools in attendance zones.		

HORIZON SCHOOLS

To support low-performing State-identified schools and sustainability schools, the District has provided the following additional support for the Horizon Schools. Schools have the autonomy to evaluate their instructional program and hire additional staff. The following eligible positions are available:

Option #1

- 1 Mental Health Counselor
- 1 Behavior Support Interventionist
- 1 Reading Specialist
- 1 Math Specialist

Option #2

- 1 Teacher of their choice
- 2 Paraprofessionals

*Support will be provided for two years for any Horizon School that recently exited the state identified list.



PRE-KINDERGARTEN

The DeKalb County School District (DCSD) offers lottery funded Georgia Pre-Kindergarten Program classes throughout the district. The Pre-Kindergarten program is funded by the Georgia State Lottery, governed by Bright from the Start. Each class must contain one full-time Lead Teacher and one full-time Paraprofessional. A 2:22 (lead teacher and para/student) ratio requirement per class is expected with a minimum requirement for funding of 2:18. Inclusion classrooms must contain one full-time Lead Teacher, one full-time Paraprofessional, and one full-time Exceptional Education Teacher. Inclusion classrooms have a ratio of 3:18 (lead teacher, para, and SE teacher/student) with 6 reserved seats for students with special needs. The classroom allotment is not based upon student enrollment.

Note: Bright from the Start (BFTS) allows flexibility during the 2025-2026 school year. A 2:20 (lead teacher and para/student) ratio is allowable.

CTAE

CTAE teachers are connected to industry and postsecondary through summer externships and continuous professional learning. Students receive current technical, employability, and critical thinking skills through their engagement and completion of career pathways. Career pathways in DeKalb County School District are furnished with equipment and classroom hands-on projects that expose and prepare students for relevant learning experiences preparing students for careers and postsecondary education.

Career Technical and Agricultural Education Career Center Allotment Sheet

DeKalb High School of Technology North (Cross Keys Campus)

This program is housed at Cross Keys High School. The following allocations have been developed to provide an adequate funding model to serve the College Career Campus.

Personnel	Allocations
Principal	1.0
Assistant Principal	1.0
School Counselor	1.0
Career and Technical Education Teachers	8.0
Administrative Assistant	1.0
Department Head Supplement	1.0
Special Education	1.0
Total	14.0

Career Technical and Agricultural Education Career Center Allotment Sheet
DeKalb High School of Technology South

The following allocations have been developed to provide an adequate funding model to serve the College Career Campus.

Personnel	Allocations
Principal	1.0
Assistant Principals	2.0
School Counselors	2.0
Career Technical Education Teachers	25.0
Instructional Support Specialist	1.0
Administrative Assistants	2.0
Bookkeeper	1.0
Campus Supervisor	1.0

Special Education Teachers	1.5
Custodians	3.0
Total	39.5

Career Technical and Agricultural Education Career Center Allotment Sheet
Warren Technical School

The following allocations have been developed to provide an adequate funding model to serve the College Career Campus.

Personnel	Allocations
Principal	1.0
Assistant Principal	1.0
Head Counselor	1.0
Lead Teacher Special Education	1.0
Work-Based Learning Coordinator	2.0
Bookkeeper	1.0
Administrator Assistant	1.0
(CT) Agriculture	1.0
(CT) Automotive	2.0
(CT) Business Technology	1.0
(CT) Construction	1.0
(CT) Culinary Arts	2.0
(CT) Early Childhood Education	1.0
(CT) Graphic Communication	1.0

(CT) Health Careers	1.0
(CT) Hospitality	1.0
(CT) Marketing	1.0
Interrelated Teachers	7.0
Instructional Para educators	3.0
Interrelated Para educators	8.0
GNETS Teacher	2.0
Math Teacher	1.0
Media Specialist (Part-time)	.5
Social Worker (Part-time)	.5
Psychologist (Part-time)	.5
School Nutrition	3.0
Custodian	3.0
Total	48

Career Technical and Agricultural Education Career Center Pathway
Special Programs – Non-Personnel

Position	Allotment Formula	
Career Technical and Agricultural Education Pathways (HS)	A/V Technology & Film	\$7000.00
	Accounting	\$2000.00
	Allied Health and Medicine	\$2000.00
	Auto Maintenance	\$7000.00
	Barbering	\$2000.00
	Building Maintenance	\$5000.00
	Business and Technology	\$2000.00
	Computer Science	\$2000.00
	Construction	\$7000.00
	Cosmetology	\$2000.00
	Culinary Arts	\$7000.00
	Cyber Security	\$2000.00
	Dental Science	\$2000.00
	Early Childhood Education	\$2000.00
Energy Systems	\$5000.00	

	Engineering and Technology	\$5000.00
	Engineering Drafting	\$5000.00
	Entrepreneurship	\$2000.00
	Fashion, Merchandising, and Retail Management	\$2000.00
	JROTC (Army, Navy, Air Force)	\$7000.00
	Graphic Arts/Communications	\$5000.00
	Grounds Maintenance	\$5000.00
	Health Science	\$2000.00
	Human Resources	\$2000.00
	Interiors, Fashion, and Textiles	\$2000.00
	Law Enforcement	\$2000.00
	Manufacturing	\$7000.00
	Marketing and Management	\$2000.00
	Nutrition and Food Science	\$5000.00
	Patient Care	\$2000.00
	Plant and Landscaping (Agriculture)	\$7000.00
	Programming	\$2000.00
	Sports Marketing	\$2000.00
	Sports Medicine	\$2000.00

	Teaching as a Profession	\$2000.00
	Web and Digital Design	\$2000.00
	Work-Based Learning	\$2000.00
Career Technical and Agricultural Education Pathways (MS)	Middle School - Business and Technology	\$5000.00
	Middle School - Engineering and Technology	\$5000.00
	Middle School - Family and Consumer Science	\$5000.00

ALTERNATIVE SCHOOL

The following allocations have been developed to provide an adequate funding model to serve the alternative program as approved by the Board. No other schools or centers will receive the funding structure as shown below unless such a school is designated as an alternative school and approved by the Board. These allocations will not be adjusted if they stay within an acceptable range as shown below:

Category	Allocation	
	DeKalb Alternative School (DAS)	Elizabeth Andrews HS (EAHS)
General Education Allotments	38.00	55.75
Special Education	Based on IEPs	Based on IEPs

SPECIAL CENTERS & PROGRAMS

To support the DCSD School Choice Programs, the District continues to provide the following Choice Programs. In schools where there are typically multiple programs, for example a world language immersion program, the resulting number of students in each program may necessitate additional teacher allotments above the base allotment formula.

Dual Language Immersion Program

Barack Obama Elementary Magnet School of Technology, Math, Science, and Computer Education – 1.00 instructional allotment for Spanish Dual Language Immersion

Evansdale Elementary School – 1.00 instructional allotment for French Dual Language Immersion

Rockbridge Elementary School – 1.00 instructional allotment for French Dual Language Immersion

Ashford Park Elementary School – 1.00 instructional allotment for German Dual Language Immersion

Pleasantdale Elementary School – 1.00 instructional allotment for Spanish Dual Language Immersion

Chamblee Middle School – 1.00 instructional allotment for German Dual Language Immersion

Henderson Middle School – 1.00 instructional allotment for French Dual Language Immersion

McNair Middle School – 1.00 instructional allotment for Spanish Dual Language Immersion

Stone Mountain Middle School – 1.00 instructional allotment for French Dual Language Immersion

**Note: Schools must have an active program with students enrolled into DLI courses in order to utilize DLI allocations. Otherwise, the DLI allocation will equal zero.*

International Baccalaureate (IB) Schools

Avondale ES – 1.50 allotment for World Language

Fernbank ES – 1.50 allotment for World Language

Midvale ES – 1.50 allotment for World Language

Druid Hills MS – 1.00 allotment for I.B. Coordinator, 3.00 allotments for World Language requirements

Salem MS – 1.00 allotment for I.B. Coordinator, 3.00 allotments for World Language requirements

Tucker MS – 1.00 allotment for I.B. Coordinator, 3.00 allotments for World Language requirements

Druid Hills HS – 1.00 allotment for I.B. Coordinator

Martin Luther King Jr. HS – 1.00 allotment for I.B. Coordinator

Tucker HS – 1.00 allotment for I.B. Coordinator

Junior Achievement (3DE Program)

McNair High School – 2.00 instructional allotments (AP and Counselor)

Martin L. King, Jr. HS – 2.00 instructional allotments (AP and Counselor)

Life Safety Occupancy

Life Safety Occupancy Allotments support schools who are at maximum capacity whose classrooms are not large enough to support the District's Class Size maximums. There is a 3 Step Process in determining the allotment (Step 1. Classrooms are considered small if they are below 660 Sq. Ft., Step 2. Small Rooms must be at least 16% of the total number of classrooms, Step 3. Students in the small classrooms exceed 30 students).

***Note:** *If schools are not operating at maximum capacity, no allotment will be awarded.*

Chapel Hill ES – 1.00 instructional allotment

Livsey ES – 1.00 instructional allotment

Cedar Grove High School – 2.00 instructional allotment

Stephenson High School – 1.00 instructional allotment

Tucker High School – 4.00 instructional allotments

Coralwood Center – 1.00 instructional allotment

Montessori Schools

Briar Vista ES – 1.00 instructional allotment

Huntley Hills ES – 1.00 instructional allotment

Theme Schools, Stand Alone

E.L. Bouie Theme – 1.00 instructional allotments

Marbut Theme – 1.00 instructional allotment

Narvie J. Harris Theme – 1.00 instructional allotment

Oakcliff Theme – 1.00 instructional allotment

Robert Shaw Theme – 1.00 instructional allotment

Wynbrooke Theme – 1.00 instructional allotment

Champion Theme MS – 3.00 instructional allotments

Magnet Schools Discretionary Fund

Magnet Schools will receive \$24 per Magnet student enrolled by the October FTE.

SPECIAL EDUCATION STAFFING GUIDELINES

Teachers	Abbreviation	Segments	Funding Size	Max (+2) No Para	Max (+2) w/Para	Allocation
<i>Consideration must be given to <u>service delivery models</u> in IEPs ~ additional staff may need to be allocated to address co-teaching and special ed setting requirements across grade levels</i>						
Group I						
Specific Learning Disability	LD-SC	4 - 6	8	14	18	1:12
Group II						
Mild Intellectual Disability	MID-R/SC	1 - 6	6.5	N/A	15	1:10
Group III						
Severe Intellectual Disability	SID-SC	1 - 6	5	N/A	9	1:7
Deaf Hard of Hearing	D/HH-SC	4 - 6	5	8	10	1:6
Emotional and Behavioral Disorder	BD-R	1 - 3	5	9	12	1:7
Emotional and Behavioral Disorder	BD-SC	4 - 6	5	10	13	1:8
Specific Learning Disability	LD-R	1 - 3	5	10	12	1:8

Moderate Intellectual Disability	MOID-SC	1 - 6	5	N/A	13	1:11
Orthopedic Impairment	OI-SC	4 - 6	5	N/A	13	1:11
Group IV						
Deaf Hard of Hearing	D/HH-R	1 - 3	3	5	6	1:3
Visual Impairment	VI-R	1 - 3	3	5	6	1:3
Orthopedic Impairment	OI-R	1 - 3	3	6	7	1:4
Visual Impairment- Deaf/Blind	VI(DB)-SC	1 - 6	3	N/A	8	1:6
Profound Intellectual Disability	PID-SC	1 - 6	3	N/A	8	1:6
Group V						
Not applicable for teachers: Level V funding is earned when the SWD is placed in a GE class and receives additional services through a paraprofessional, interpreter, job coach or other assistive personnel						
Preschool/Kindergarten Special Education (ages 3-5, in Community [C], Full day, and Part day classes)						
Full day	PSE/KSE	1 - 6	8	N/A	10	1:8
Part Day		1 - 4	12	N/A	14	1:12
Community	NA	NA	NA	NA	NA	NA

R = Resource (1-3 segments of service no matter the environment)

SC = Self-Contained (4-6 segments of service no matter the environment)

Students with special education eligibilities of Autism (AU), Traumatic Brain Injury (TBI), and Significantly Developmentally Delayed (SDD); are “served through” other designations, since there is no state maximum class size established. School staff indicates if the student is served as EBB, MID, or SLD, etc.

REGIONAL CLASSES

The following guidelines are used to determine basic staffing allotments. Additional staff may be required in order to meet specific student academic, behavioral or medical needs.

MID-SC classrooms

- Elementary – 1 teacher and 1 paraprofessional allotment provided for every 7 students (A second para will be added once 10 students are assigned to the class.)
- Middle/High – 1 teacher and 1 paraprofessional allotment provided per every 10 students (A second para will be added once 13 students are placed in the class.)

MID/MOID-SC classrooms

- Elementary – 1 teacher and 1 paraprofessional allotment provided per every 5 students (A second para will be added once 10 students are placed in the class.)
- Middle/High – 1 teacher and 1 paraprofessional allotment provided per every 10 students (A second para will be added once 11 students are placed in the class.)

MOID/SID-SC classrooms

- Elementary – 1 teacher and 1 paraprofessional allotment provided per every 5 students (A second para will be added once 10 students are placed in the class.)

- Middle/High – 1 teacher and 1 paraprofessional allotment provided per every 10 students (A second para will be added once 11 students are placed in the class.)

S/PID-SC classrooms – 1 teacher and 1 paraprofessional allotment provided per every 4 students

PSE and Kindergarten Special Education – SC classrooms – 1 teacher and 1 paraprofessional allotment provided per every 8 students (A second para is allotted once 10 students are in the class.)

Schools and Programs with Autism Spectrum Disorder Populations

Autism Program – For allocation of staff serving students with autism, the following guidelines are used to determine additional staffing allotments to meet the specific and unique academic, behavioral, or medical needs of students with autism. In a core content co-teaching setting, one additional teacher is allocated per a class size that exceeds eight (8) students. This allocation will only apply for schools with 50% or more of the school’s population of students with disabilities who have an identified disability of autism spectrum disorder.

Paraprofessionals for category I-IV students in inclusive placements will be allotted based upon IEP team decisions and individual student needs.

LEAD TEACHER FOR SPECIAL EDUCATION ALLOTMENT

Prior to FY26, LTSEs were assigned to schools using a weighted formula looking at 5 criteria from the previous school year: number of students with disabilities, number of comprehensive evaluations, number of transfer IEPs written, number of compliance cases in the building, and number of self-contained programs. Each criterion was assigned a point value. School determined the total point value, and the preliminary LTSE allocation was made. Because of the unique and individualized nature of special education programs and services, other factors may also have been considered after the preliminary allocation was calculated before final allocations were made.

LEAD TEACHER SPECIAL EDUCATION (LTSE) ALLOCATION PLAN

# SWDs	Comprehensive Evaluations Completed	# Transfer IEPs	# Compliance Cases	Program Weight	Allocation
1 = < 30	1 = <10	1 = <10	1 = <2	1 = IRR only	
2 = 30-50	2 = 10-15	2 = 10-15	2 = 2-3	2 = IRR + <4 self-contained classes	1 - 10 pts = .5 LTSE
3 = 51-75	3 = 16-20	3 = 16-19	3 = 4-5	3 = IRR + 4-6 self-contained classes	11 - 25 pts = 1.0 LTSE
4 = 76-100	4 = 21-25	4 = 20-25	4 = >5	4 = IRR + >6 self-contained classes	
5 = 101-125	5 = 26-30	5 = 26-30			
6 = 125-199	6 = >30	6 = >30			

**Special Note #1: Any school with a SWD student count of 200 or more will earn 2 LTSEs.

***Special Note #2: The Department of Exceptional Education may consider other criteria when determining allocations for LTSEs. Such criteria could include but would not be limited to schools that have been federally identified as requiring additional support.

However, for FY26, the school level support relative to LTSE was amended to provide greater support to the individual schools as well as to provide additional staffing and support to schools impacted by TSI and ATSI recognition. Below is the allocation method used for FY26.

Position	Elementary	Middle	High
LTSE	1 per school	1 per school	1 per school

FTE DIRECT INSTRUCTIONAL OPERATIONAL COSTS - DISCRETIONARY FUNDS

FTE School Funding - Direct Instructional Operational Costs							
	Consumable Materials	Instructional Materials	Travel	Equipment Replacement	Non-Vocational Lab Equipment	Total	Media Books/Periodicals
Kindergarten	40.16	30.86	0.93	6.20	0.00	78.15	15.31
Kindergarten -EIP	40.16	30.86	0.93	6.20	0.00	78.15	15.31
Grades 1-3	33.21	48.65	0.93	3.11	0.00	85.90	15.31
Primary Grades 1-3 EIP	33.21	48.65	0.93	3.11	0.00	85.90	15.31
Grades 4-5	26.51	39.87	0.93	3.11	0.00	70.42	15.31
Grades 4-5 EIP	26.51	39.87	0.93	3.11	0.00	70.42	15.31
Middle Grades 6-8	26.51	39.87	0.93	3.11	0.00	70.42	13.03
Middle Grades 6-8	26.51	39.87	0.93	3.11	0.00	70.42	13.03
Grades 9-12	35.91	55.65	0.93	3.11	18.00	113.60	13.03
CTAE Program	140.60	24.95	26.32	136.33	0.00	328.20	13.03

Special Education Level 1	149.48	57.65	0.93	40.90	0.00	248.96	13.03
Special Education Level 2	38.88	33.73	0.93	57.81	0.00	131.35	13.03
Special Education Level 3	51.06	30.21	0.93	122.00	0.00	204.20	13.03
Special Education Level 4	220.45	48.69	0.93	152.35	0.00	422.42	13.03
Special Education Level 5	220.45	48.69	0.93	152.35	0.00	422.42	13.03
Gifted	53.27	22.92	0.93	23.78	0.00	100.90	13.03
Remedial Education	32.00	21.49	0.93	3.02	0.00	57.44	13.03
Alternative	26.51	39.87	0.93	3.11	0.00	70.42	13.03
ESOL	32.00	21.49	0.93	3.02	0.00	57.44	13.03

21ST CENTURY LEARNING INSTRUCTIONAL RESOURCES

Implementation and Transition Plan

Rationale: Enhancing SY25 - 26 Instructional Resource Allocations

The District consistently allocates instructional resources (digital/print) through a scheduled adoption process. The District's appropriation of resources ensures that all learners have access to the DCSD Curriculum in support of content and skills that students are expected to know and be able to apply.

Accordingly, District FTE enrollment data guides the procurement of K-12 instructional resources, as well as the annual replacement and replenishment of instructional resources. The DCSD FY2021 approved allocation that is not to exceed \$6,272,962, was expended in support of the District's 21st Century Learning Instructional Resources Implementation and Transition Plan.

The Digital Dreamers (DD) Program initially started in 2017 that encompassed four major projects. The two most significant projects were the delivery of a 1:1 Chromebook device rollout for middle and high school students and delivery of the 1 Million Grant hotspots to eligible high school students in the district. Every student who wanted a Chromebook device and/or was eligible for a hotspot received one. Between 2017 and 2019, approximately, 39,000 devices were assigned to students.

During this unprecedented time of the COVID-19 pandemic, the access to a device with reliable connectivity is essential for all students to actively engage in virtual learning. Product scarcity among all manufacturers is very common today due to the demand from school districts; therefore, device distribution is prioritized by need in the DeKalb County School District until the additional devices that have been ordered are delivered. Priority must be given to the following students as the devices are distributed in each phase:

- Homeless
- Foster care
- English learners
- Students with disabilities
- 504 students
- CSI, TSI, and Promise Schools

Since August 10, 2020, schools began phase I by distributing Chromebooks and devices to students in third through twelfth grade. Phase 2 includes students in first and second grades. When the Chromebook tablets arrive in mid-September, phase 3 will begin by distributing the tablets to the pre-Kindergarten, kindergarten, and remaining first grade students. Additionally, connectivity devices were distributed to families who have requested connectivity support through the local school will receive a device.



Title I Schools (112)
FY26

Elementary Schools (67 Schools):

Allgood ES (108)	SWP	Hambrick ES (212)	SWP	Pine Ridge ES (312)	SWP
Avondale ES (120)	SWP	Hawthorne ES (213)	SWP	Pleasantdale ES (315)	SWP
Barack H. Obama ES (160)	SWP	Henderson Mill ES (215)	SWP	Princeton ES (345)	SWP
Bob Mathis ES (259)	SWP	Hightower ES (218)	SWP	Rainbow ES (332)	SWP
Briar Vista ES (133)	SWP	Huntley Hills ES (220)	SWP	Redan ES (320)	SWP
Brockett ES (136)	SWP	Idlewood ES (225)	SWP	Robert Shaw ES (370)	SWP
Browns Mill ES (138)	SWP	Indian Creek ES (230)	SWP	Rock Chapel ES (340)	SWP
Canby Lane ES (145)	SWP	John R. Lewis ES (140)	SWP	Rockbridge ES (344)	SWP
Cary Reynolds ES (325)	SWP	Jolly ES (232)	SWP	McNair Discovery (262)	SWP
Cedar Grove ES (148)	SWP	Kelley Lake ES (235)	SWP	Rowland ES (348)	SWP
Chapel Hill ES (147)	SWP	Kingsley ES (236)	SWP	Shadow Rock ES (362)	SWP
Chestnut (152)	SWP	Laurel Ridge ES (250)	SWP	Smoke Rise ES (398)	SWP
Columbia ES (156)	SWP	Livsey ES (256)	SWP	Snapfinger ES (400)	SWP
DESA (102)	SWP	Marbut ES (261)	SWP	Stone Mill ES (415)	SWP
Dresden ES (176)	SWP	McLendon ES (260)	SWP	Stone Mountain (420)	SWP
Doraville United ES (164)	SWP	Midvale ES (270)	SWP	Stoneview ES (425)	SWP
Dunair ES (178)	SWP	Montclair ES (278)	SWP	Toney ES (465)	SWP
E.L. Bouie ES (342)	SWP	Murphey Candler (146)	SWP	Wadsworth ES (139)	SWP
E.L. Miller ES (257)	SWP	Narvie Harris (194)	SWP	Woodridge ES (492)	SWP
Evansdale ES (185)	SWP	Oakcliff ES (300)	SWP	Woodward ES (496)	SWP
Fairington ES (187)	SWP	Oak View ES (306)	SWP	Wynbrooke ES (498)	SWP
Flat Rock ES (186)	SWP	Panola Way ES (309)	SWP		
Flat Shoals ES (195)	SWP	Peachcrest ES (311)	SWP		

Middle Schools (18 Schools)	High Schools (21 Schools)
------------------------------------	----------------------------------

Bethune MS (584)	SWP	Arabia Mountain HS (503)	SWP	Towers HS (585)	SWP
Cedar Grove MS (518)	SWP	Cedar Grove HS (519)	SWP	Tucker HS (593)	SWP
Champion MS (582)	SWP	Chamblee HS (522)	SWP		
Chapel Hill MS (523)	SWP	Clarkston HS (525)	SWP		
Columbia MS (526)	SWP	Columbia HS (527)	SWP		
Druid Hills MS (573)	SWP	Cross Keys HS (529)	SWP		
Freedom MS (524)	SWP	DeKalb Early College (506)	SWP		
Henderson MS (549)	SWP	Druid Hills HS (533)	SWP		
Lithonia MS (558)	SWP	Elizabeth Andrews HS (621)	SWP		
McNair MS (544)	SWP	Lakeside HS (555)	SWP		
Miller Grove MS (568)	SWP	Lithonia HS (557)	SWP		
Peachtree MS (565)	SWP	Margaret Harris HS (015)	SWP		
Redan MS (566)	SWP	MLK, Jr. HS (574)	SWP		
Salem MS (569)	SWP	McNair HS (595)	SWP		
Sequoyah MS (570)	SWP	Miller Grove HS (564)	SWP		
Stephenson MS (579)	SWP	Redan HS (567)	SWP		
Stone Mountain MS (581)	SWP	Southwest DeKalb HS (576)	SWP		
Tucker MS (592)	SWP	Stephenson HS (578)	SWP		
		Stone Mountain HS (580)	SWP		

Alternative Schools and Centers (1 Schools)	Charter Schools (5 Schools):
--	-------------------------------------

UHS Laurel Heights (6260)	SWP	D.A.T.E (638) (DeKalb Academy of Technology & the Envir	SWP
		DeKalb PATH Academy (634)	SWP
		DeKalb Prep Academy (641)	SWP
		International Community (635)	SWP
		Leadership Prep Academy (639)	SWP

Legend: Total Schools 112

Glossary of Terms



DeKalb County
School District

FY2026 BUDGET GLOSSARY

ACCOUNTING SYSTEM

The recording and reporting of activities and events affecting the money of an administrative unit and its programs. Specifically, it describes: (1) what accounting records are to be maintained, how they will be maintained, and the procedures, methods, and forms to be used; (2) data recording, classifying, and summarizing activities or events; (3) analyzing and interpreting recorded data; and (4) preparing and initiating reports and statements which reflect conditions as of a given date, the results of operations for a specific period, and the evaluation of status and results of operation in terms of established objectives.

ACCRUAL BASIS

The basis of accounting under which revenues are recorded when levies are made and expenditures are recorded as soon as they result in liabilities, regardless of when the revenue is actually received or the payment is actually made. See also REVENUE, and EXPENDITURES.

AD VALOREM TAXES

Taxes levied on the assessed valuation (less exemptions) of real and personal property, including automobiles. See also TAX DIGEST, and ASSESSED VALUATION.

APPROPRIATION

An authorization granted by a legislative body to make expenditures and to incur obligations for specific purposes. NOTE: An appropriation is usually limited in amount and as to the time when it may be expended.

ASSESSED VALUATION

A valuation set upon real estate or other property by a government as a basis for levying taxes. Forty percent of full assessed value is used as the tax basis in Georgia.

BUDGET

A plan of financial operation embodying an estimate of proposed expenditures for a given period or purpose and the proposed means of financing them. The budget usually consists of three parts. The first part contains a message from the budget-making authority together with a summary of the proposed expenditures and the means of financing them. The second part is composed of drafts of the appropriation, revenue, and borrowing measures necessary to put the budget into effect. The third part consists of schedules supporting the summary. These schedules show in detail the proposed expenditures and means of financing them together with information as to past years' actual revenues and expenditures and other data used in making the estimates.

BUDGET AMENDMENTS

An administrative procedure used to revise a budgeted amount after the Annual Budget has been adopted by the Board of Education and approved by the State Board of Education.

BUDGET TRANSFER

A transfer of appropriations among two or more accounts within the same fund.

BUDGET CALENDAR

The schedule of key dates used in the preparation and adoption of the Annual Budget.

BUDGET DOCUMENT

The instrument used as a comprehensive financial plan of operations of the Board of Education.

CAPITAL BUDGET

A plan of proposed capital outlays and the means of financing them for the current fiscal period.

CAPITAL OUTLAYS

Expenditures which result in the acquisition of or addition to fixed assets.

CAPITAL PROGRAM

A plan for capital expenditures to be incurred each year over a fixed period of years to meet capital needs arising from the long term work program or otherwise. It sets forth each project or other contemplated expenditure in which the local education agency is to have a part and specifies the full resources estimated to be available to finance the projected expenditures.

CERTIFIED TAX DIGEST

That annual property tax digest certified by the tax receiver or tax commissioner of a county to the Department of Revenue and approved by the State Revenue Commissioner.

DEBT

An obligation resulting from the borrowing of money or from the purchase of goods and services. Debt of local education agencies includes bonds, warrants and notes, etc.

DEBT LIMIT

The maximum amount of gross or net debt which is legally permitted.

DEBT SERVICE FUND

A fund established to account for the accumulation of resources for, and the payment of, long-term debt principal and interest.

ENCUMBRANCES

Purchase orders, contracts, and/or other commitments which are chargeable to an appropriation and for which a part of the appropriation is reserved.

FISCAL PERIOD

Any period at the end of which a local education agency determines its financial position and the results of its operations. The period may be a month, a quarter, or a year, depending upon the scope of operations and requirements for managerial control and reporting.

FIXED ASSETS

Land, buildings, machinery, furniture, and other equipment which the school district intends to hold or continue in use over a long period of time.

F.T.E. (FULL-TIME EQUIVALENCE - EMPLOYEE)

The amount of employed time required in a part-time position expressed in proportion to that required in a full-time position, with 1.000 representing one full-time position.

F.T.E. (FULL-TIME EQUIVALENCY - STATE FUNDING)

Local school systems in Georgia must report enrollment three times during the school year for funding purposes. This reporting reflects the school day being divided into six parts (periods). The student is counted six times, according to which programs he or she participates in during the day.

FUNCTION

An accounting term relating to both the budget and the financial report. A “function” is a grouping of activities being performed for which salaries and other types of direct costs are expended and accounted. Functions and sub functions consist of activities which have somewhat the same general operational objectives. Furthermore, categories of activities should be combinable, comparable, relatable, and mutually exclusive. Both the budget and the financial reports group activities within “functions”.

1000	Instruction	2300	General Administration
2100	Pupil Services	2400	School Administration
2210	Instructional Staff Services	2500	Support Services – Business
2213	Instructional Staff Training	2600	Maintenance & Operations
2220	Educational Media Services	2700	Transportation
2230	Federal Grant Administration	2800	Support Services – Central

2900	Other Support Services	4000	Facilities Acquisition &
3100	School Nutrition		Construction Services
3200	Enterprise Operations	5100	Debt Service

FUND

A fiscal and accounting entity which is comprised of a self-balancing set of accounts which reflect all assets, liabilities, equity, revenue, and expenditures (or expenses) necessary to disclose financial position and the results of operations. Funds are established as individual entities in order to segregate financial records for purposes of legal compliance, different natures of the activities performed, measurement of different objectives, and to facilitate management control.

FUND BALANCE

The excess of assets of a fund over its liabilities and reserves. During the fiscal year prior to closing, it represents the excess of the fund's assets and estimated revenues for the period over its liabilities, reserves, and appropriations for the period.

FUND, CAPITAL OUTLAY

Used to account for all resources used for acquiring capital sites, buildings, and equipment as specified by the related bond issue. Capital project funds are designated to account for acquisition or construction of capital outlay assets which are not acquired directly by the general fund, special revenue funds, or enterprise funds. Capital project funds have been developed to account for the proceeds of a specific bond issue and revenue from other possible sources which is designated for capital outlay, i.e., for land, buildings, and equipment.

FUND, DEBT SERVICE

Used to finance and account for payment of principal and interest on all long-term general obligation debts. Debt service funds are used to accumulate resources over the outstanding life of the bond issue in an amount equal to the maturity value. Cash of the debt service may be invested in income-producing securities which are converted back into cash at the maturity date for use in retiring bonds.

FUND, ENTERPRISE

Used to finance and account for the acquisition, operations, and maintenance of school district facilities and services which are entirely or predominantly self-supportive by user charges. Budgetary accounts and formal budgetary accounting are recommended for Enterprise Funds. The accounting consists primarily of proper recording of receipts and disbursements.

FUND, GENERAL

The fund used to finance the ordinary operations of the local education agency. It is available for a legally authorized purpose and consists of money not specifically designated for some other particular purpose.

FUND, INTERNAL SERVICE

A fund established to finance and account for services and commodities furnished by a designated department or agency to other departments and agencies within a single governmental unit. Amounts expended by the fund are restored thereto either from operating earnings or by transfer from other funds so that the original fund capital is kept intact.

FUND, SPECIAL REVENUE

A fund used to account for the proceeds of specific revenue sources (other than special assessments, expendable trusts, or for major capital projects) that are legally restricted to expenditures for specific purposes.

FUND, TRUST AND AGENCY - FIDUCIARY

Used to account for money and property held in trust by a school system for individuals, government entities, or non-public organizations. A Trust Fund is usually in existence over a longer period of time than an Agency Fund. Primarily, Agency Funds function as a clearing mechanism for cash resources collected by the district held for a short period, and then disbursed to authorized recipients.

GRANT

Contributions of either money or material goods given by a contributing unit (public or private) to another receiving unit and for which the contributing unit expects no repayment. Grants may be for a specific or general purpose.

INTER-FUND TRANSFERS

Amounts transferred from one fund to another fund.

LEVY

(Verb) To impose taxes or special assessments.

(Noun) The total of taxes or special assessments imposed by a governmental unit.

LONG-TERM DEBT

Debt with a maturity of more than one year after the date of issuance.

MILL

The rate of taxation based on dollars per thousand of taxable assessed value. A mill is one-tenth of a cent (\$.001).

MILLAGE RATE

The ad valorem tax rate expressed in terms of the levy per thousand dollars of taxable assessed value established by the governing authority each fiscal year.

PER PUPIL (ALLOTMENT)

An allotment to each school for supplies and equipment initially based on the first school month pupil enrollment.

PER PUPIL (EXPENDITURE)

An accepted and commonly used norm to compare expenditures between school districts, state spending, and national spending.

PROGRAM

The definition of an effort to accomplish a specific objective or objectives consistent with funds or resources available. Budgets and actual revenue and expenditure records may be maintained per program.

PROGRAM BUDGET

A budget wherein expenditures are based primarily on programs of work and secondarily on character and object. A program budget is a transitional type of budget between the traditional character and object budget on the one hand, and the performance budget, on the other.

PROGRAM WEIGHTS

Since different programs vary in their cost to operate, each of the nineteen (19) QBE programs is assigned a different weight program. The weights reflect the cost of teachers and other instructional personnel; instructional materials; facility maintenance and operation (M & O) costs; media center personnel and materials costs; school and central office administration costs and staff development.

Q.B.E. (QUALITY BASIC EDUCATION) - ALLOTMENTS

Funds are allotted by the state on the basis of "Weighted F.T.E." (F.T.E.: Full Time Equivalent students) to the local school system. The following are 19 programs of allotment under Q.B.E.:

1. Kindergarten
2. Kindergarten Early Intervention
3. Primary Grades (1-3)
4. Primary Grades (1-3) Early Intervention
5. Elementary Grades (4-5)
6. Elementary Grades (4-5) Early Intervention
7. Middle Grades (6-8)
8. Middle School Programs
9. High School General Education (9-12)
10. Vocational Labs (9-12)
11. Special Education Category I
12. Special Education Category II
13. Special Education Category III
14. Special Education Category IV
15. Special Education Category V
16. Gifted
17. Remedial Education
18. Alternative Education
19. ESOL Programs

Q.B.E. (QUALITY BASIC EDUCATION) - MID YEAR ADJUSTMENT

Because the QBE formula is based on FTE counts which are taken primarily in the previous school year, there will be a need to adjust the total allotment as more recent counts become available. If the more recent counts result in an increase in funds needed, the State Board will request the additional funds from the General Assembly.

RESERVE

An account used to indicate that a portion of fund balance is restricted for a specific purpose.

REVISED BUDGET

An increase or decrease to the initial budget (original amount as adopted by the governing body) amount.

TAXES

Compulsory charges levied by a governmental unit for the purpose of financing services performed for the common benefit.

TAX DIGEST

The established formula for the county to determine the net Maintenance and Operations (M & O) property digest for the school district on a calendar year basis. The Tax Digest is certified in July of each year and the local board of education sets the official millage rate.

TEACHER ALLOTMENT

The teachers are allotted to the schools on the basis of active enrollment. The formula used for allocations meets the provisions of the State Board of Education and accrediting standards, with additional personnel allotted above State requirements and funded with local tax dollars.

ZERO-BASED BUDGETING

Zero-based budgeting (ZBB) is a method of budgeting in which all expenses must be justified for each new period. The process of zero-based budgeting starts from a "zero base," and every function within the District is analyzed for its needs and costs. The budgets are then built around what is needed for the upcoming period, regardless of whether each budget is higher or lower than the previous one. ZBB allows top-level strategic goals to be implemented into the budgeting process by tying them to specific functional areas of the District.

FY26 Budget Survey Results

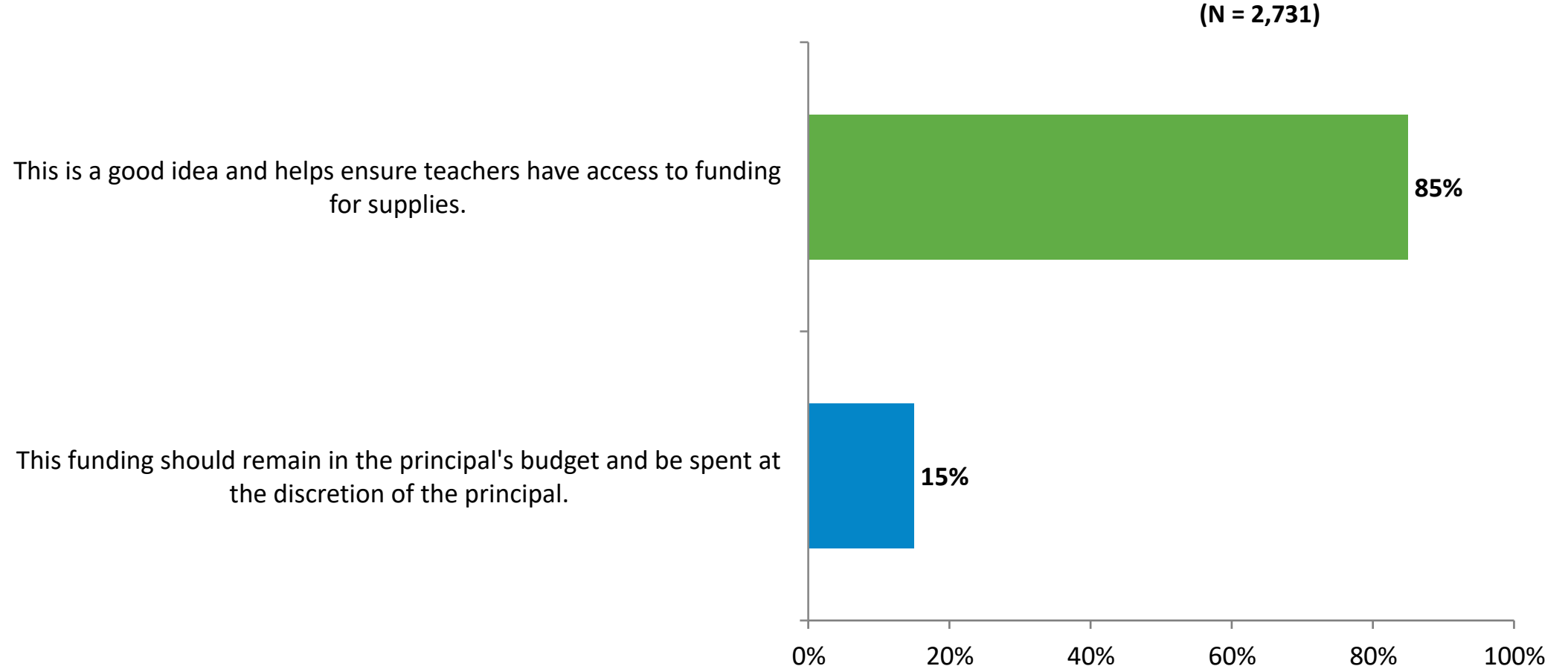


DeKalb County
School District

FY 26 Budget Survey

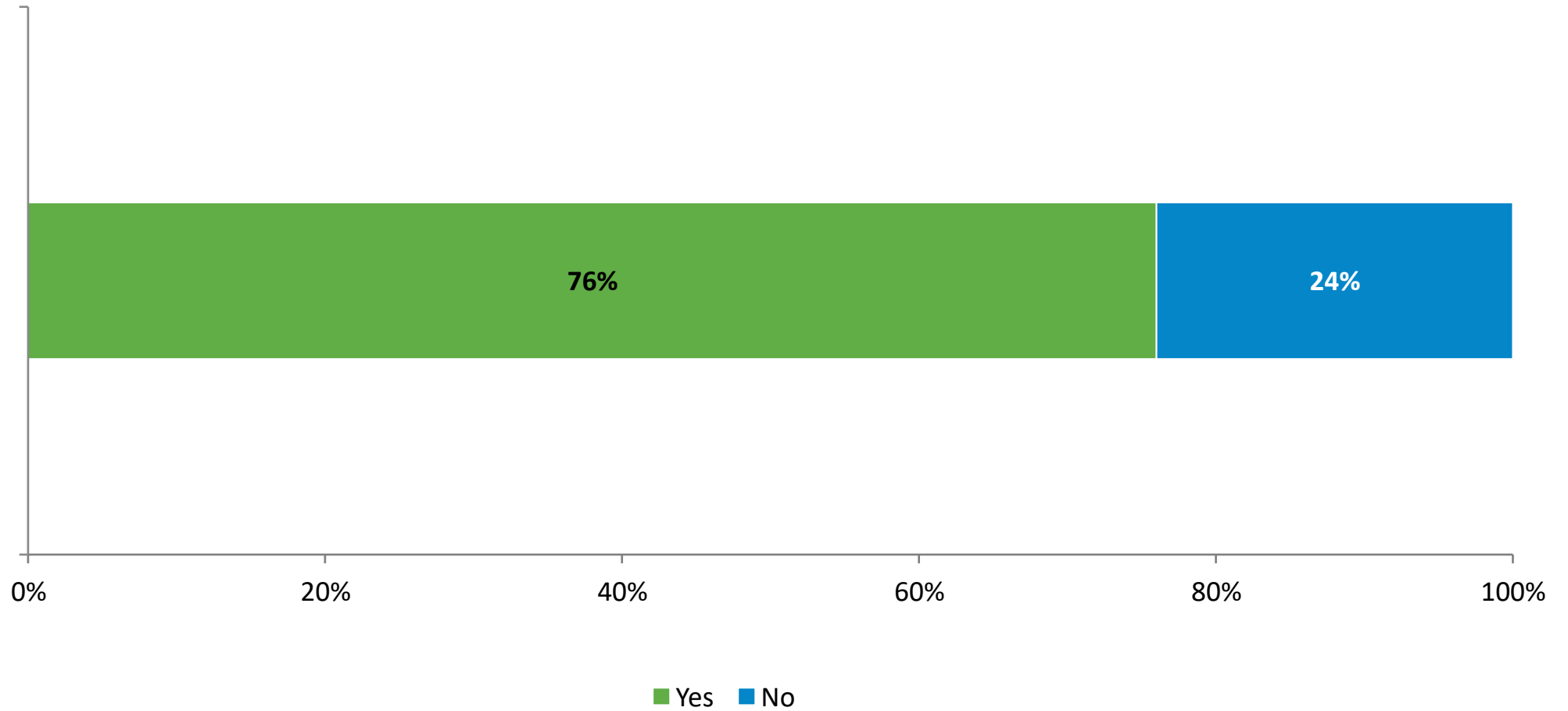
October - 2024

How do you feel about this budget change?



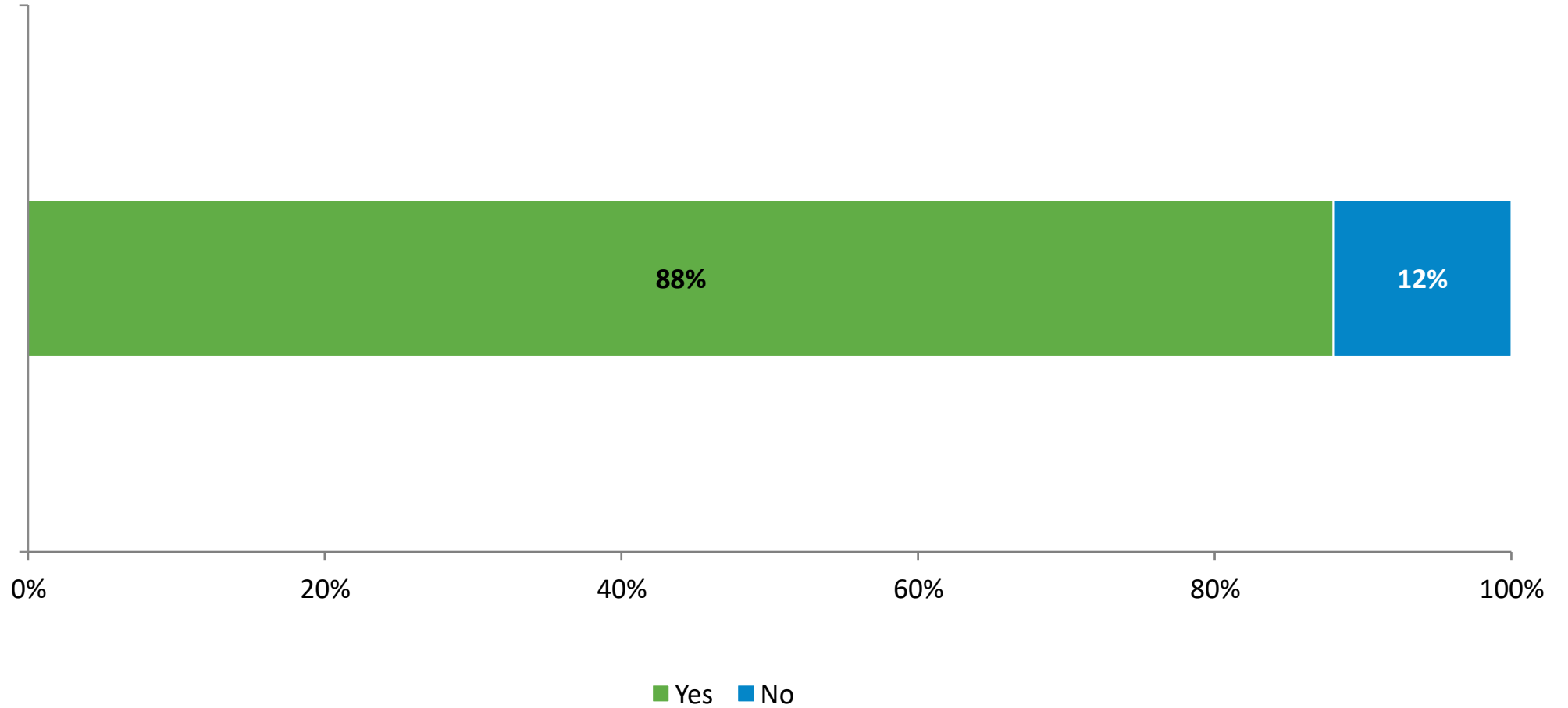
Do you support expanding high dosage tutoring during the school day to more schools throughout the district at an added cost to the general fund?

(N = 2,731)



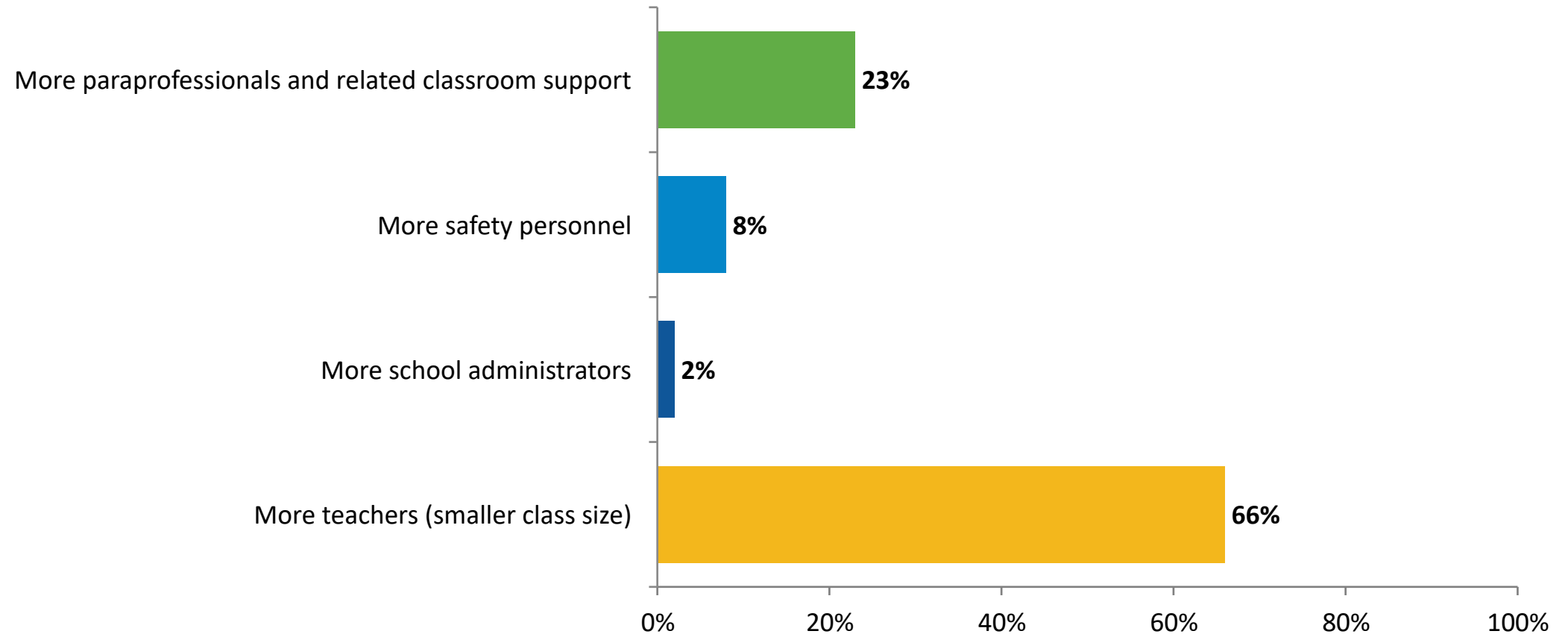
Do you support expanding tutoring outside of normal school hours using grant funding?

(N = 2,731)



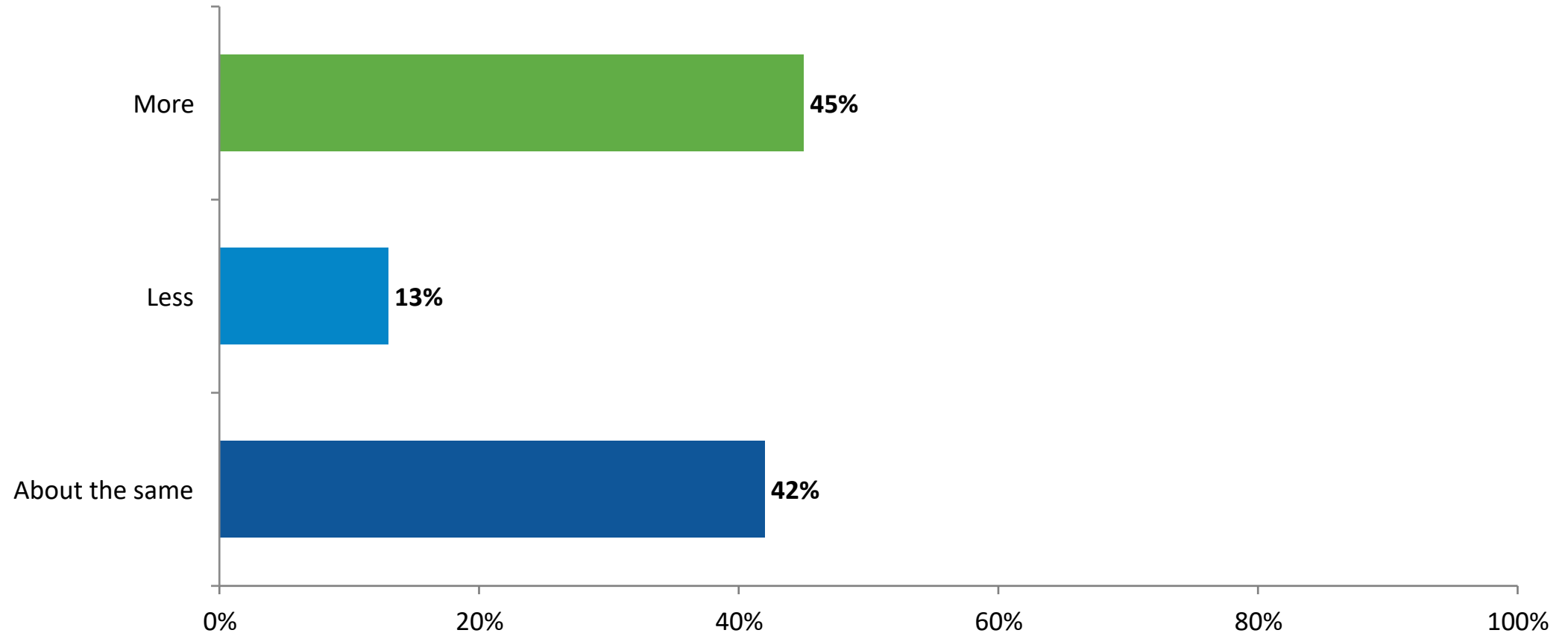
If DCSD is able to allocate additional staff to schools, how should we prioritize?

(N = 2,731)

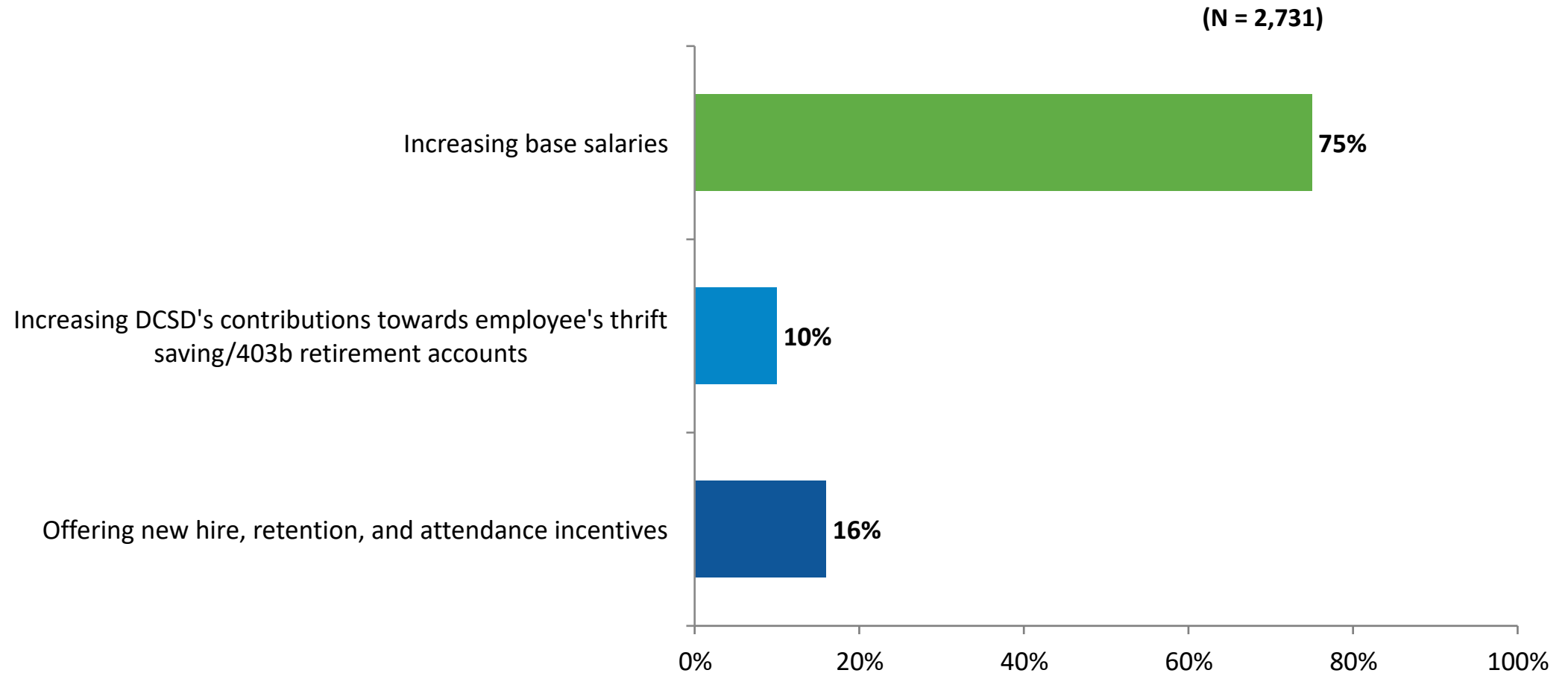


Do you believe the district should invest more, less, or about the same in this and other similar programs designed to develop future teachers?

(N = 2,731)

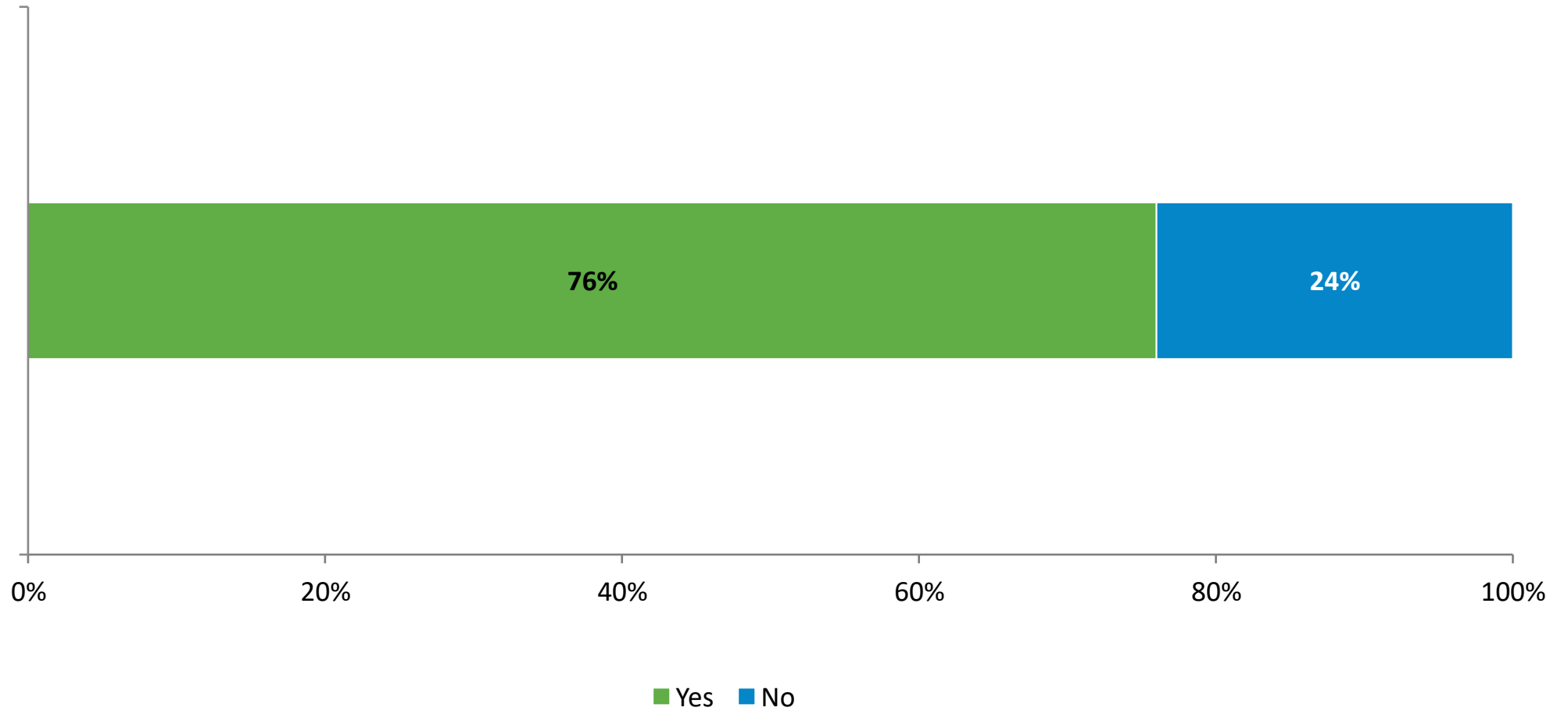


Select one of the statements that is most important to you in supporting this strategy.



Do you support increasing the general fund budget to partner with external health and wellness agencies to provide virtual counselling and mental health support to all staff?

(N = 2,731)



Select one of the statements below that best describes your opinion of the district centralizing the administration of custodial services, adding staff to ensure adequate training and oversight and contracting with custodial service providers to deep clean in off hours.

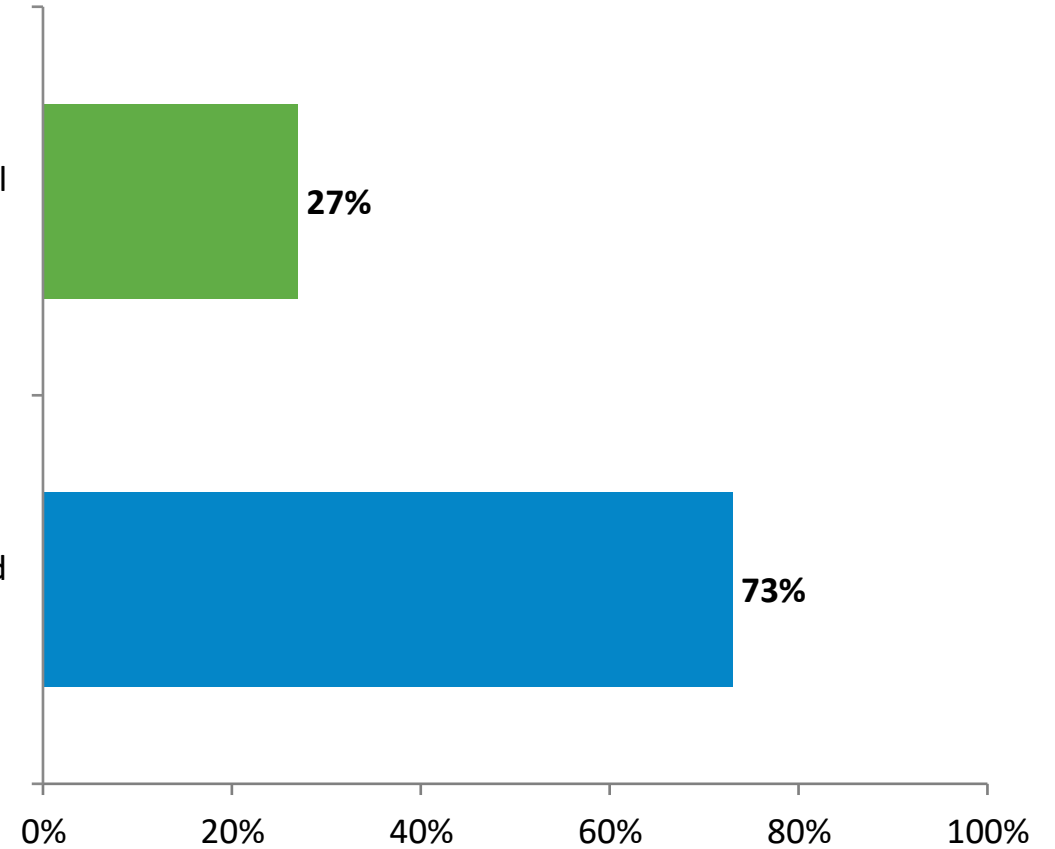
(N = 2,731)

Our schools are clean enough. We do not need to allocate additional general fund budget to improve cleanliness.

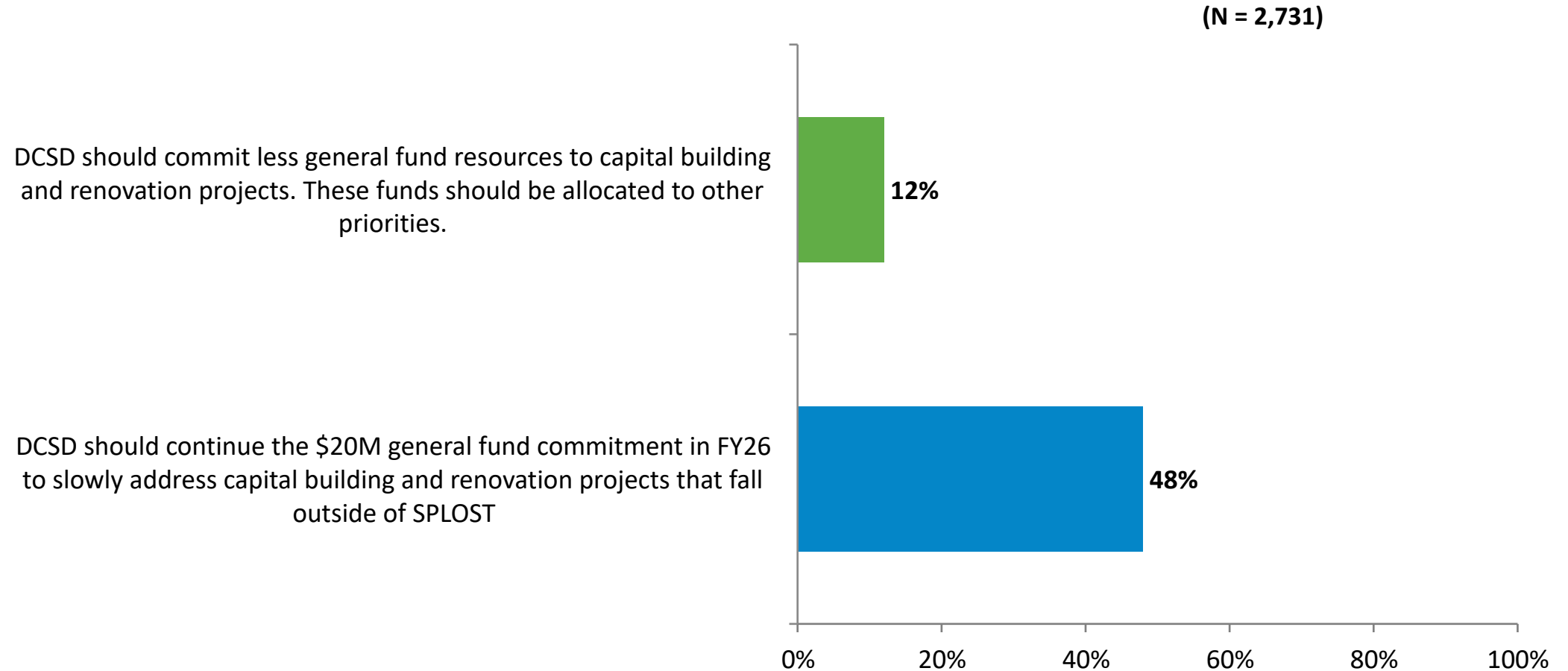
27%

We need to allocate additional funding towards improving and maintaining the cleanliness of our facilities.

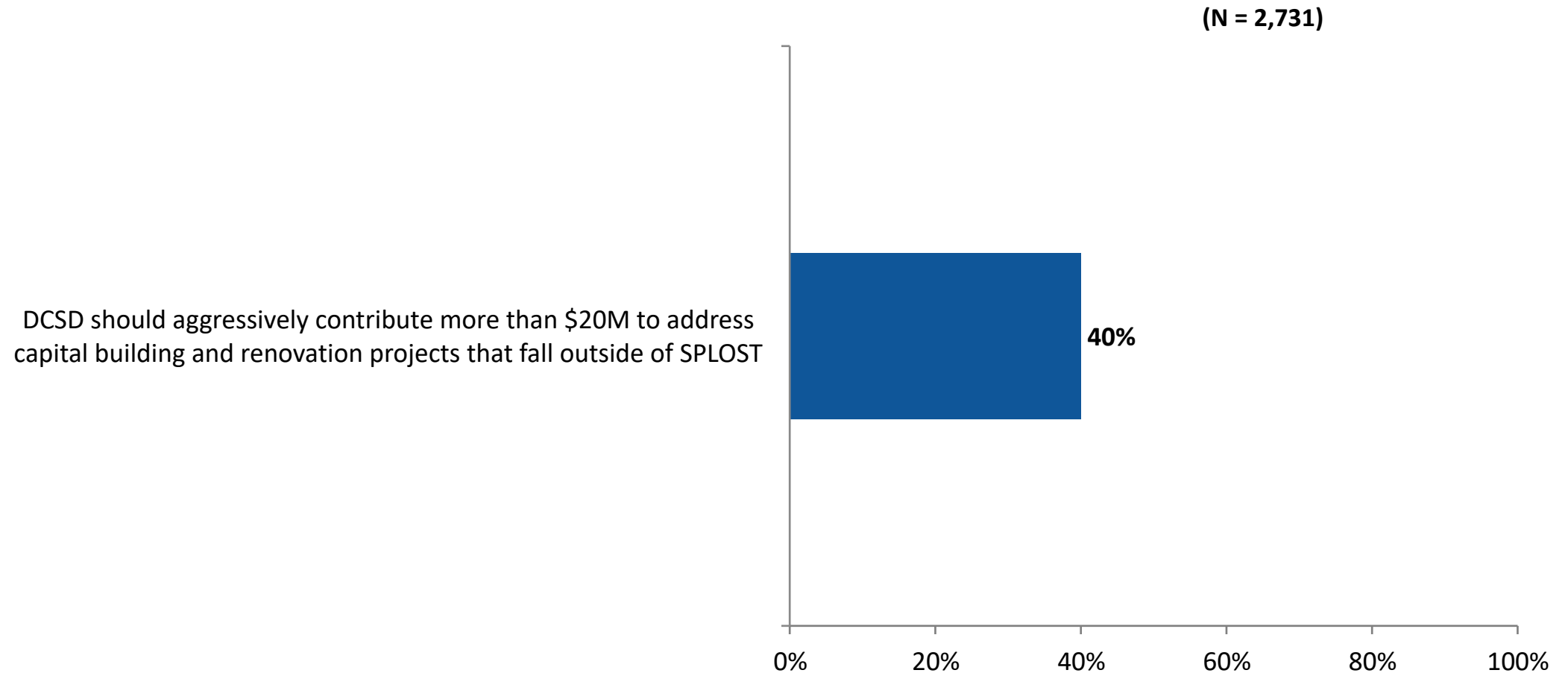
73%



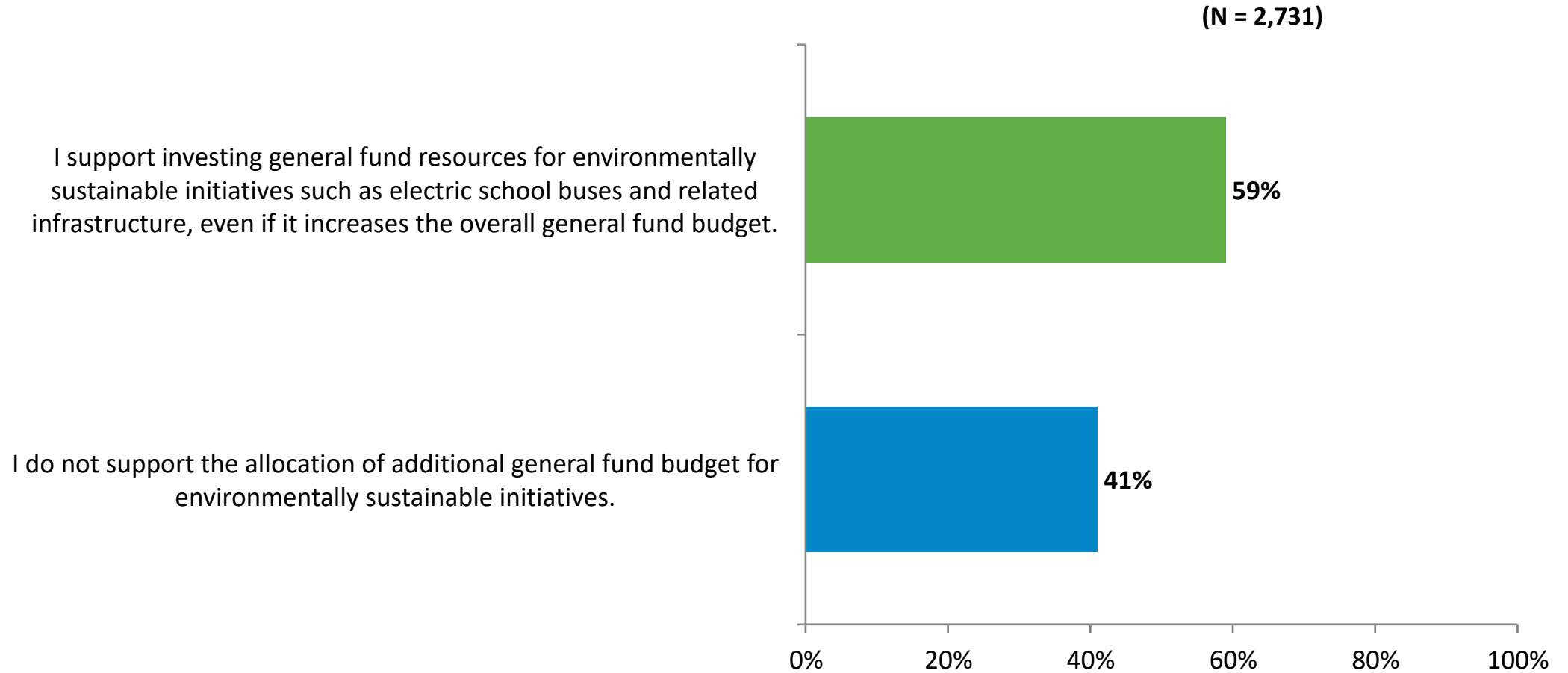
Select the statement that best describes your opinion about the high need within our district for future general fund commitments to its building fund.



Select the statement that best describes your opinion about the high need within our district for future general fund commitments to its building fund. (Continued)

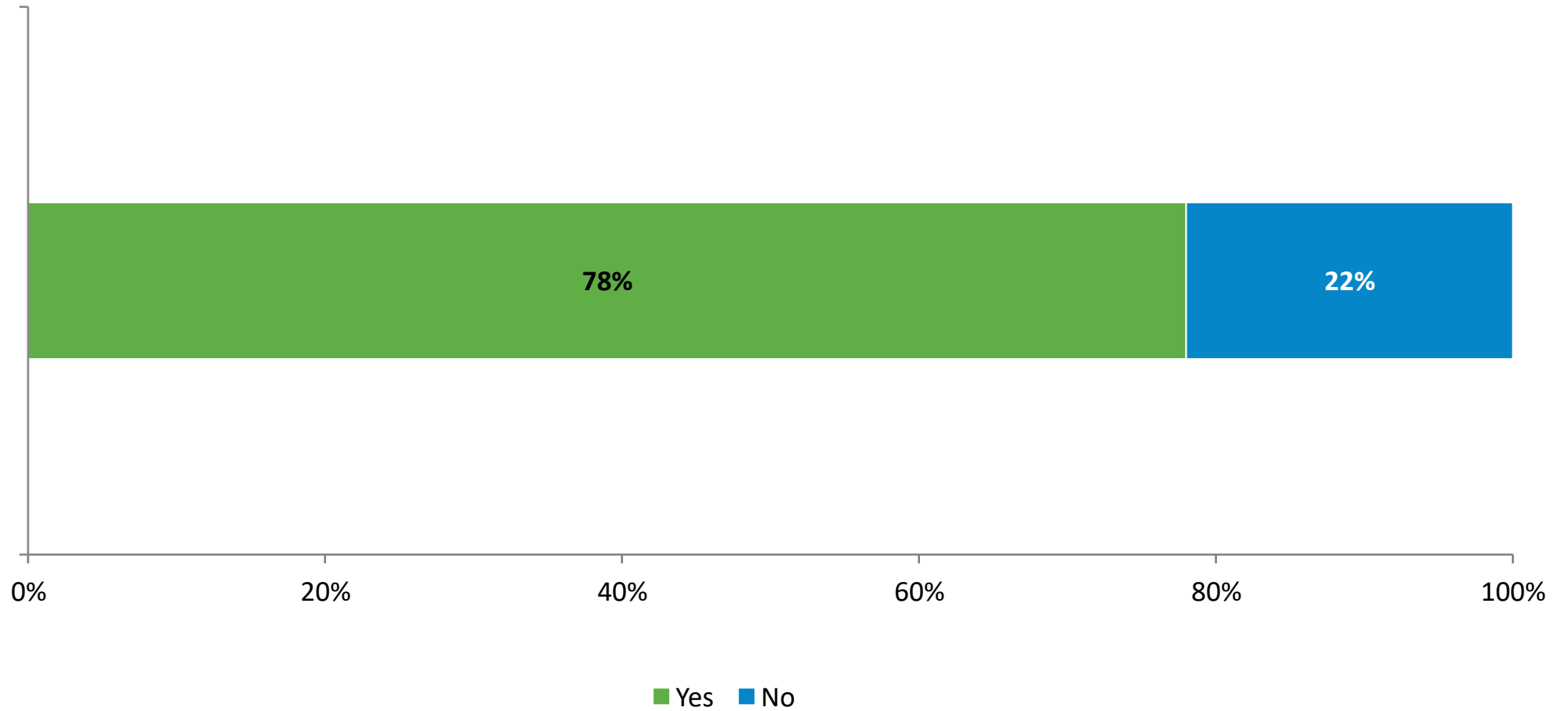


Select the statement that best describes your support of environmentally sustainable initiatives (electric school buses and related infrastructure).



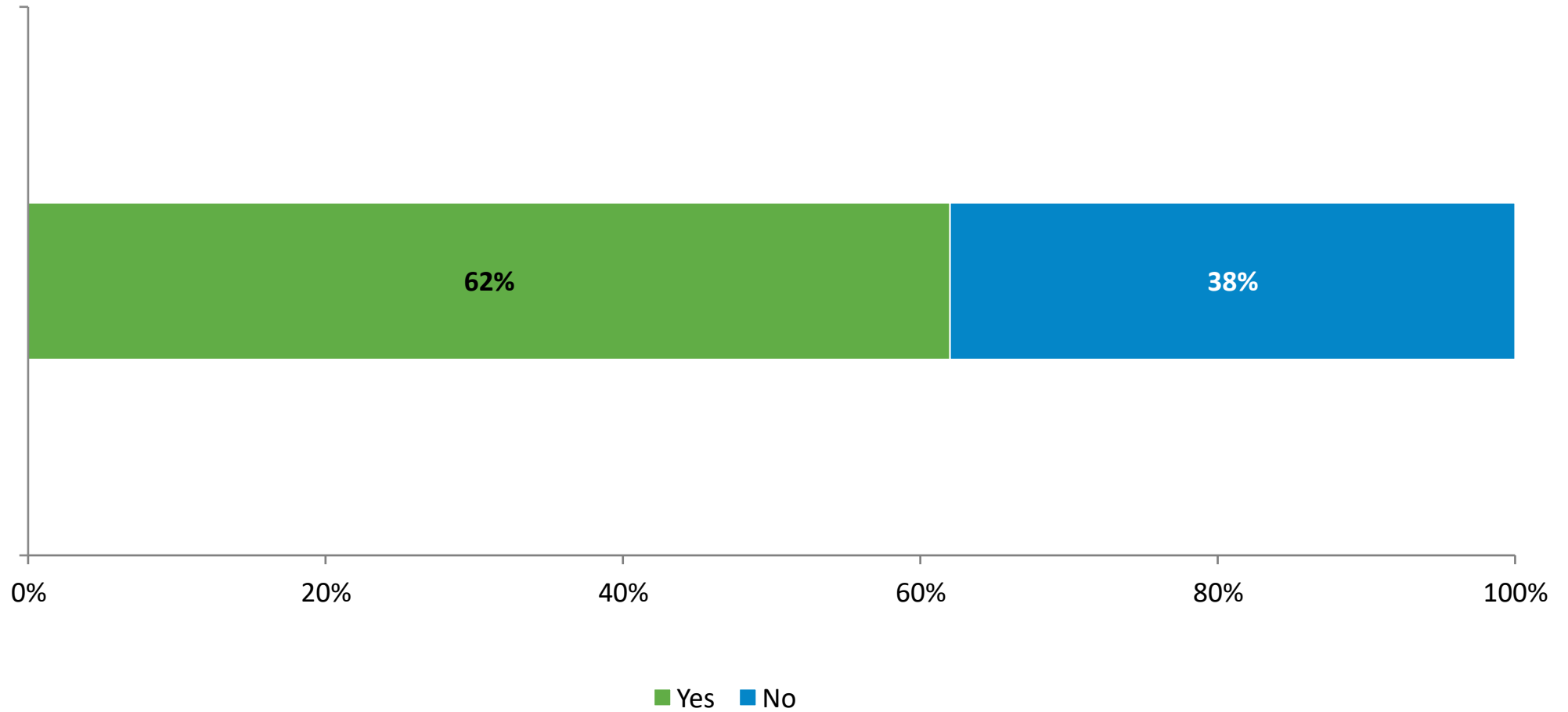
Do you support providing free lunches at the remaining DCSD's schools at an additional cost to the general fund (non-grant funding) of approximately \$4.8 million?

(N = 2,731)



Do you support increasing the general fund budget to provide district paid insurance coverage for all students to improve universal access to technology for all of our students?

(N = 2,731)



School Allotments



DeKalb County
School District

Guide to Understanding the FY26 Allotment Sheet

Allotments	Allotment Calculation Details			Enrollment			Allotted-Enrolled	Allotted Max Size	Seats Rem	
	Category	FY25	FY26	Change	2023	2024				Chg
Teachers 40.00 +1.50	Pre-School				36	35	-1			
	Kindergarten (21-24)	5.00	6.00	+1.00	117	125	+8	20.8	144	+19
	1st Grade (23-27)	6.00	6.00		139	138	-1	23.2	162	+24
	2nd Grade (23-27)	6.00	5.00	-1.00	140	134	-6	23.3	135	+1
	3rd Grade (23-27)	5.00	6.00	+1.00	116	137	+21	23.2	162	+25
	4th Grade (25-28)	5.00	4.00	-1.00	121	96	-25	24.2	112	+16
	5th Grade (25-28)	4.00	5.00	+1.00	105	125	+20	26.3	140	+15
	6th Grade (25-28)									
	7th Grade (25-28)									
	8th Grade (25-28)									
	Grades 9-12 (25-32)									
	EIP/REP	0.50	1.00	+0.50	774	790	+16	← Total Enrollment		
	ESOL	3.00	4.00	+1.00	MTSS Specialist			1.00		
Gifted	3.00	3.00		JROTC						
Other Teachers (See Notes)	1.00		-1.00	GRASP Counseling Grant						
Instructional Allotment 3.75 No Change	Art	1.00	1.00		ESA			1.00		
	Music	1.00	1.00		SRO					
	Physical Education/Health	1.00	1.00		Campus Supervisor					
	Elementary Band/Strings	0.50	0.50		Horizon Funds					
	CTAE/Vocational				Notes:					
Support Staff 8.53 No Change	In School Suspension				Facility Information:			107,200 sf 0 portables N RR portables 960 Cap. ES Area 1 DCSD#:180 GDOE#:0214 Non-Title I		
	Principal	1.00	1.00		Total Regular Ed/GE for Position Control: 49.75					
	Assistant Principal	2.00	2.00		FY24 Notes			District Balancing Adjustment: +1.00		
	Counselor	2.00	2.00		Anonymous Elementary School Staff Allotments 2025-2026 Division of Finance Budgets, Allotments & Scheduling 05/13/2025 			School receiving allocations.		
	Media Specialist	1.00	1.00							
	School Psychologist	0.33	0.33							
	School Social Worker	0.20	0.20							
School Nurse	1.00	1.00								
LTSE	1.00	1.00								
Clerical 3.00 No Change	Secretary 12M Bookkeeper	1.00	1.00							
	Secretary 12M Registrar									
	Secretary 10M	1.00	1.00							
Custodial 5.00 No Change	Library Media Assistant	1.00	1.00							
	Plant Engineer									
	Head Custodian	1.00	1.00							
Nutrition Labor Hrs 7.50 +2.00	Custodians	4.00	4.00							
	SNS Manager	0.50	0.50							
	SNS Assistant Manager	1.00	1.00							
	Food Service Asst. (7hr)									
Special Education 14.75 +1.25	Food Service Asst. (6hr)	4.00	6.00	+2.00						
	Food Service Asst. (P/T)									
	Interrelated	10.00	10.00							
	MID									
	MoID									
	SPID									
	Speech	1.00	0.75	-0.25						
	OT/PT		1.00	+1.00						
	Vision									
	Hearing									
Difference from Previous Year.	Other Certified	1.00	1.00							
	Paras (.50 each)	1.50		-1.50						
	Other Classified		2.00	+2.00						

FY2026 School Allotments

Elementary School Area 1	167
Ashford Park ES	168
Austin ES	169
Cary Reynolds ES	170
Chestnut ES	171
Doraville United ES	172
Dunwoody ES	173
Hawthorne ES	174
Henderson Mill	175
Huntley Hills ES	176
John Lewis ES	177
Kingsley ES	178
Montgomery ES	179
Oak Grove ES	180
Pleasantdale ES	181
Sagamore Hills ES	182
Vanderlyn ES	183
Woodward ES	184
Elementary School Area 2	185
Avondale ES	186
Briar Vista ES	187
Briarlake ES	188
Brockett ES	189
Dunaire ES	190
Evansdale ES	191
Fernbank ES	192
Hambrick ES	193

Idlewood ES	194
Indian Creek ES	195
Jolly ES	196
Laurel Ridge ES	197
Livsey ES	198
McLendon ES	199
Midvale ES	200
Rockbridge ES	201
Smoke Rise ES	202

Elementary School Area 3 203

Allgood ES	204
Barack Obama ES	205
Bob Mathis ES	206
Canby Lane ES	207
Cedar Grove ES	208
Colombia ES	209
E. L. Miller ES	210
Kelley Lake ES	211
Princeton ES	212
Rainbow ES	213
Redan ES	214

Middle School Area 215

Cedar Grove MS	216
Chamblee MS	217
Champion Theme	218
Chapel Hill MS	219
Colombia MS	220
Druid Hills MS	221

Freedom MS	222
Henderson MS	223
Lithonia MS	224
Miller Grove MS	225
Peachtree MS	226
Redan MS	227
Sequoyah MS	228
Stephenson MS	229
Stone Mountain MS	230
Tucker MS	231

High School Area 232

Arabia Mountain HS	233
Cedar Grove HS	234
Chamblee HS	235
Columbia HS	236
DECA	237
DHST-N	238
DHST-S	239
Druid Hills HS	240
DSA	241
Dunwoody HS	242
Lakeside HS	243
Margaret Harris Comprehensive	244
Miller Grove HS	245
Redan HS	246
Southwest DeKalb HS	247
Stephenson HS	248
Stone Mountain HS	249
Tucker HS	250


Warren Technical School	251
Horizon School Area	252
Bethune MS	253
Browns Mill ES	254
Chapel Hill ES	255
Clarkston HS	256
Cross Keys HS	257
DeKalb Alternative	258
Dresden ES	259
Elizabeth Andrews HS	260
Fairington ES	261
Flat Rock ES	262
Flat Shoals ES	263
Hightower ES	264
Indian Creek ES	265
Lithonia HS	266
Martin Luther King Jr. HS	267
McNair DLA	268
McNair HS	269
McNair MS	270
Montclair ES	271
Murphey Candler ES	272
Oak View ES	273
Panola Way ES	274
Peachcrest ES	275
Pine Ridge ES	276
Rock Chapel ES	277
Rowland ES	278
Salem MS	279

Shadow Rock ES	280
Snapfinger ES	281
Stone Mill ES	282
Stone Mountain ES	283
Stoneview ES	284
Toney ES	285
Towers HS	286
Woodridge ES	287
Specialty Area	288
Bouie Theme	289
Coralwood	290
Dekalb Arts Academy	291
Eagle Woods	292
Early Learning Center	293
Ferbank STT	294
Flex Academy	295
International Student Center	296
Kittredge Magnet	297
Marbut ES	298
Narvie Harris Theme	299
Oakcliff Theme	300
Robert Shaw Theme	301
Shadow Rock Center	302
Wadsworth Magnet	303
Wynbrooke Theme	304




Elementary School Area 1



DeKalb County
School District

Allotments	Allotment Calculation Details				Enrollment			Allotted± Enrolled	AllottedX Max Size	Seats Rem
	Category	FY25	FY26	Change	2023	2024	Chg			
Teachers 36.50 +2.00 <i>Note: FY26 allotments are based on Fall 2024 enrollment by Grade.</i>	Pre-School				22	20	-2			
	Kindergarten (21-24)	7.00	7.00		157	157		22.4	168	11
	1st Grade (23-27)	6.00	6.00		142	159	+17	23.7	162	3
	2nd Grade (23-27)	5.00	6.00	+1.00	130	136	+6	26.0	162	26
	3rd Grade (23-27)	5.00	5.00		122	123	+1	24.4	135	12
	4th Grade (25-28)	3.00	4.00	+1.00	81	86	+5	27.0	112	26
	5th Grade (25-28)	3.00	3.00		72	71	-1	24.0	84	13
	6th Grade (25-28)									
	7th Grade (25-28)									
	8th Grade (25-28)									
Grades 9-12 (25-32)										
Instructional Allotment 3.75 No Change	EIP/REP	0.50	0.50		726	752	+26	← Total Enrollment		
	ESOL	2.00	2.00		MTSS Specialist			1.00		
	Gifted	2.00	2.00		JROTC					
	Other Teachers (See Notes)	1.00	1.00		GRASP Counseling Grant					
	Art	1.00	1.00		ESA			1.00		
	Music	1.00	1.00		SRO					
	Physical Education/Health	1.00	1.00		Campus Supervisor					
	Elementary Band/Strings	0.50	0.50		Horizon Funds					
	CTAE/Vocational				Notes:					
	In School Suspension				<p align="center"><u>Facility Information:</u></p> <p align="center">56,448 sf 16 portables Y RR portables 480 Cap. ES Area 1 DCSD#:113 GDOE#:3050 Non-Title I</p> <p align="center">Total Regular Ed/GE for Position Control: 46.25</p> <p align="center">Other Teachers: DLI Program +1.00</p> <p align="center">Custodians: 5 custodians = 2.00 +2.00 (portables) + 1.00 (high utilization)</p>					
Star Substitute 0.25 0.25	Principal	1.00	1.00		FY25 Notes					
	Assistant Principal	2.00	2.00							
	Counselor	2.00	2.00							
	Media Specialist	1.00	1.00							
	School Psychologist	0.33	0.33							
Support Staff 8.53 No Change	School Social Worker	0.20	0.20		<p align="center">Ashford Park Elementary School</p> <p align="center"><i>Staff Allotments 2025-2026</i></p> <p align="center">Division of Finance Budgets, Allotments & Scheduling 06/11/2025</p>					
	School Nurse	1.00	1.00							
	LTSE	1.00	1.00							
Clerical 3.00 No Change	Secretary 12M Bookkeeper	1.00	1.00							
	Secretary 12M Registrar									
	Secretary 10M	1.00	1.00							
Custodial 6.00 No Change	Library Media Assistant	1.00	1.00							
	Plant Engineer									
	Head Custodian	1.00	1.00							
Nutrition Labor Hrs 2.50 No Change	Custodians	5.00	5.00							
	SNS Manager	0.50	0.50							
	SNS Assistant Manager									
	Food Service Asst. (7hr)	1.00	1.00							
	Food Service Asst. (6hr)	1.00	1.00							
Special Education 14.00 +1.00	Food Service Asst. (P/T)									
	Interrelated	10.00	10.00							
	MID									
	MoID									
	SPID									
	Speech		0.50	+0.50						
	OT/PT									
	Vision									
	Hearing									
	Other Certified									
Paras (.50 each)	3.00	3.50	+0.50							
Other Classified										

Allotments	Allotment Calculation Details				Enrollment			Allotted± Enrolled	AllottedX Max Size	Seats Rem
	Category	FY25	FY26	Change	2023	2024	Chg			
Teachers 37.50 +2.00 <i>Note: FY26 allotments are based on Fall 2024 enrollment by Grade.</i>	Pre-School				44	54	+10			
	Kindergarten (21-24)	6.00	7.00	+1.00	127	150	+23	21.4	168	18
	1st Grade (23-27)	5.00	6.00	+1.00	124	144	+20	24.8	162	18
	2nd Grade (23-27)	6.00	5.00	-1.00	142	127	-15	23.7	135	8
	3rd Grade (23-27)	4.00	6.00	+2.00	96	150	+54	24.0	162	12
	4th Grade (25-28)	4.00	3.00	-1.00	110	81	-29	27.5	84	3
	5th Grade (25-28)	4.00	4.00		100	96	-4	25.0	112	16
	6th Grade (25-28)									
	7th Grade (25-28)									
	8th Grade (25-28)									
Grades 9-12 (25-32)										
Instructional Allotment 5.75 No Change	EIP/REP	0.50	0.50		743	802	+59	← Total Enrollment		
	ESOL	3.00	3.00		MTSS Specialist			1.00		
	Gifted	3.00	3.00		JROTC					
	Other Teachers (See Notes)				GRASP Counseling Grant					
	Art	1.00	1.00		ESA			2.00		
	Music	2.00	2.00		SRO					
	Physical Education/Health	2.00	2.00		Campus Supervisor					
	Elementary Band/Strings	0.50	0.50		Horizon Funds					
	CTAE/Vocational				Notes: <u>Facility Information:</u> 118,911 sf 0 portables N RR portables 984 Cap. ES Area 1 DCSD#:118 GDOE#:0175 Non-Title I Total Regular Ed/GE for Position Control: 49.25					
	In School Suspension									
Star Substitute	0.25	0.25								
Support Staff 8.53 +0.50	Principal	1.00	1.00							
	Assistant Principal	2.00	2.00							
	Counselor	2.00	2.00							
	Media Specialist	1.00	1.00							
	School Psychologist	0.33	0.33							
Clerical 4.00 No Change	School Social Worker	0.20	0.20							
	School Nurse	1.00	1.00							
	LTSE	0.50	1.00	+0.50						
Custodial 6.00 No Change	Secretary 12M Bookkeeper	1.00	1.00							
	Secretary 12M Registrar									
	Secretary 10M	2.00	2.00							
Nutrition Labor Hrs 2.50 No Change	Library Media Assistant	1.00	1.00							
	Plant Engineer									
	Head Custodian	1.00	1.00							
Special Education 18.00 +3.50	Custodians	5.00	5.00							
	SNS Manager	0.50	0.50							
	SNS Assistant Manager	1.00	1.00							
	Food Service Asst. (7hr)									
	Food Service Asst. (6hr)	1.00	1.00							
	Food Service Asst. (P/T)									
	Interrelated	8.00	8.00							
	MID	1.00	1.00							
	MoID	1.00	1.00							
	SPID									
Speech	1.00	1.00								
OT/PT		1.00	+1.00							
Vision										
Hearing										
Other Certified		2.00	+2.00							
Paras (.50 each)	3.50	4.00	+0.50							
Other Classified										
					FY25 Notes					
					<h2 style="text-align: center;">Austin Elementary School</h2> <h3 style="text-align: center;">Staff Allotments 2025-2026</h3> <p style="text-align: center;">Division of Finance Budgets, Allotments & Scheduling 06/11/2025</p>					

Allotments	Allotment Calculation Details				Enrollment			Allotted± Enrolled	AllottedX Max Size	Seats Rem
	Category	FY25	FY26	Change	2023	2024	Chg			
Teachers 20.50 +1.00 <i>Note: FY26 allotments are based on Fall 2024 enrollment by Grade.</i>	Pre-School				22	20	-2			
	Kindergarten (21-24)	2.00	2.00		31	41	+10	20.5	48	7
	1st Grade (23-27)	2.00	2.00		38	35	-3	19.0	54	19
	2nd Grade (23-27)	2.00	2.00		45	40	-5	22.5	54	14
	3rd Grade (23-27)	2.00	3.00	+1.00	36	55	+19	18.0	81	26
	4th Grade (25-28)	2.00	2.00		44	33	-11	22.0	56	23
	5th Grade (25-28)	2.00	2.00		37	43	+6	18.5	56	13
	6th Grade (25-28)									
	7th Grade (25-28)									
	8th Grade (25-28)									
Grades 9-12 (25-32)										
Instructional Allotment 3.25 No Change	EIP/REP	1.00	1.00		253	267	+14	← Total Enrollment		
	ESOL	6.00	6.00		MTSS Specialist			1.00		
	Gifted	0.50	0.50		JROTC					
	Other Teachers (See Notes)				GRASP Counseling Grant					
	Art	0.50	0.50		ESA			1.00		
Support Staff 6.70 +0.50	Music	1.00	1.00		SRO					
	Physical Education/Health	1.00	1.00		Campus Supervisor					
	Elementary Band/Strings	0.50	0.50		Horizon Funds					
	CTAE/Vocational				Notes:					
	In School Suspension				<p style="text-align: center;"><u>Facility Information:</u> 57,163 sf 0 portables N RR portables 456 Cap. ES Area 1 DCS#:#325 GDOE#:2065 Title I</p> <p style="text-align: center;">Total Regular Ed/GE for Position Control: 27.75</p>					
Clerical 3.00 No Change	Star Substitute	0.25	0.25		FY25 Notes					
	Principal	1.00	1.00							
	Assistant Principal	1.00	1.00							
Custodial 3.00 No Change	Counselor	1.00	1.00		Cary Reynolds Elementary School Staff Allotments 2025-2026 Division of Finance Budgets, Allotments & Scheduling 06/11/2025					
	Media Specialist	1.00	1.00							
	School Psychologist	0.50	0.50							
Nutrition Labor Hrs 5.00 No Change	School Social Worker	0.20	0.20							
	School Nurse	1.00	1.00							
	LTSE	0.50	1.00	+0.50						
Special Education 9.50 +4.25	Secretary 12M Bookkeeper	1.00	1.00							
	Secretary 12M Registrar									
	Secretary 10M	1.00	1.00							
	Library Media Assistant	1.00	1.00							
	Plant Engineer									
	Head Custodian	1.00	1.00							
	Custodians	2.00	2.00							
	SNS Manager	1.00	1.00							
	SNS Assistant Manager									
	Food Service Asst. (7hr)	1.00	1.00							
Food Service Asst. (6hr)	3.00	3.00								
Food Service Asst. (P/T)										
Special Education 9.50 +4.25	Interrelated	4.00	4.00							
	MID		2.00	+2.00						
	MoID									
	SPID									
	Speech	0.25	0.50	+0.25						
	OT/PT									
	Vision									
	Hearing									
	Other Certified									
	Paras (.50 each)	1.00	3.00	+2.00						
Other Classified										


Allotments	Allotment Calculation Details				Enrollment			Allotted± Enrolled	AllottedX Max Size	Seats Rem
	Category	FY25	FY26	Change	2023	2024	Chg			
Teachers 27.50 -0.50 <i>Note: FY26 allotments are based on Fall 2024 enrollment by Grade.</i>	Pre-School				22	38	+16			
	Kindergarten (21-24)	4.00	3.00	-1.00	81	67	-14	22.3	72	5
	1st Grade (23-27)	4.00	4.00		83	82	-1	20.8	108	26
	2nd Grade (23-27)	4.00	4.00		93	84	-9	23.3	108	24
	3rd Grade (23-27)	4.00	4.00		93	99	+6	23.3	108	9
	4th Grade (25-28)	3.00	4.00	+1.00	72	99	+27	24.0	112	13
	5th Grade (25-28)	3.00	3.00		69	84	+15	23.0	84	0
	6th Grade (25-28)									
	7th Grade (25-28)									
	8th Grade (25-28)									
Grades 9-12 (25-32)										
EIP/REP	1.00	0.50	-0.50		513	553	+40	← Total Enrollment		
ESOL	4.00	4.00			MTSS Specialist			1.00		
Gifted	1.00	1.00			JROTC					
Other Teachers (See Notes)					GRASP Counseling Grant					
Instructional Allotment 3.75 No Change	Art	1.00	1.00		ESA			1.00		
	Music	1.00	1.00		SRO					
	Physical Education/Health	1.00	1.00		Campus Supervisor					
	Elementary Band/Strings	0.50	0.50		Horizon Funds					
	CTAE/Vocational				Notes: <u>Facility Information:</u> 52,018 sf 5 portables N RR portables 456 Cap. ES Area 1 DCSD#:152 GDOE#:3053 Title I Total Regular Ed/GE for Position Control: 35.75 Custodians: 3rd custodian for high utilization 3hr Food Service Assistant					
	In School Suspension									
Star Substitute	0.25	0.25								
Support Staff 7.03 No Change	Principal	1.00	1.00		FY25 Notes					
	Assistant Principal	1.00	1.00							
	Counselor	1.50	1.50							
	Media Specialist	1.00	1.00							
	School Psychologist	0.33	0.33							
	School Social Worker	0.20	0.20							
Clerical 3.00 No Change	School Nurse	1.00	1.00							
	LTSE	1.00	1.00							
	Secretary 12M Bookkeeper	1.00	1.00							
Custodial 4.00 No Change	Secretary 12M Registrar									
	Secretary 10M	1.00	1.00							
	Library Media Assistant	1.00	1.00							
Nutrition Labor Hrs 3.50 -1.00	Plant Engineer									
	Head Custodian	1.00	1.00							
	Custodians	3.00	3.00							
	SNS Manager	0.50	0.50							
	SNS Assistant Manager									
Special Education 18.50 +3.00	Food Service Asst. (7hr)									
	Food Service Asst. (6hr)	3.00	3.00							
	Food Service Asst. (P/T)	1.00		-1.00						
	Interrelated	7.00	7.00							
	MID	3.00	3.00							
	MoID									
	SPID									
	Speech		1.00	+1.00						
	OT/PT		1.00	+1.00						
	Vision									
Hearing Other Certified Paras (.50 each) Other Classified	Hearing									
	Other Certified									
	Paras (.50 each)	5.50	6.50	+1.00						
	Other Classified									


Chesnut Elementary School


Staff Allotments 2025-2026

Division of Finance
Budgets, Allotments &
Scheduling
06/11/2025



Allotments	Allotment Calculation Details				Enrollment			Allotted± Enrolled	AllottedX Max Size	Seats Rem
	Category	FY25	FY26	Change	2023	2024	Chg			
Teachers 55.50 +2.00 <i>Note: FY26 allotments are based on Fall 2024 enrollment by Grade.</i>	Pre-School				74	69	-5			
	Kindergarten (21-24)	7.00	8.00	+1.00	152	170	+18	21.3	192	22
	1st Grade (23-27)	6.00	6.00		147	144	-3	24.5	162	18
	2nd Grade (23-27)	6.00	7.00	+1.00	145	165	+20	24.2	189	24
	3rd Grade (23-27)	7.00	7.00		174	163	-11	24.9	189	26
	4th Grade (25-28)	5.00	7.00	+2.00	116	180	+64	23.2	196	16
	5th Grade (25-28)	5.00	4.00	-1.00	124	111	-13	24.8	112	1
	6th Grade (25-28)									
	7th Grade (25-28)									
	8th Grade (25-28)									
Grades 9-12 (25-32)										
Instructional Allotment 5.75 No Change	EIP/REP	2.00	2.00		932	1002	+70	← Total Enrollment		
	ESOL	14.00	14.00					MTSS Specialist 1.00		
	Gifted	0.50	0.50					JROTC		
	Other Teachers (See Notes)	1.00		-1.00				GRASP Counseling Grant		
	Art	1.00	1.00					ESA 2.00		
	Music	2.00	2.00					SRO		
Support Staff 8.73 +0.67	Physical Education/Health	2.00	2.00		Campus Supervisor					
	Elementary Band/Strings	0.50	0.50		Horizon Funds					
	CTAE/Vocational				Notes:					
	In School Suspension				<u>Facility Information:</u> 118,911 sf 0 portables N RR portables 936 Cap. ES Area 1 DCSD#:164 GDOE#:1105 Title I Total Regular Ed/GE for Position Control: 67.25 Custodians: 6th custodian for high utilization					
Clerical 4.00 No Change	Star Substitute	0.25	0.25		FY25 Notes					
	Principal	1.00	1.00		Keep +1 custodian for high util - 2/7/24 District Balancing Adjustment: +1.00					
	Assistant Principal	2.00	2.00		<div style="text-align: center;"> <h2>Doraville United Elementary School</h2> <h3>Staff Allotments 2025-2026</h3> <p>Division of Finance Budgets, Allotments & Scheduling 06/11/2025</p>  </div>					
Custodial 7.00 No Change	Counselor	2.00	2.00							
	Media Specialist	1.00	1.00							
Nutrition Labor Hrs 7.00 No Change	School Psychologist	0.33	0.33							
	School Social Worker	0.40	0.40							
Special Education 13.50 +1.50	School Nurse	1.00	1.00							
	LTSE	0.33	1.00	+0.67						
	Secretary 12M Bookkeeper	1.00	1.00							
	Secretary 12M Registrar									
	Secretary 10M	2.00	2.00							
Other Classified	Library Media Assistant	1.00	1.00							
	Plant Engineer									
	Head Custodian	1.00	1.00							
	Custodians	6.00	6.00							
	SNS Manager	1.00	1.00							
	SNS Assistant Manager									
	Food Service Asst. (7hr)									
	Food Service Asst. (6hr)	6.00	6.00							
	Food Service Asst. (P/T)									
	Interrelated	7.00	7.00							
Other Classified	MID									
	MoID									
	SPID									
	Speech		1.00	+1.00						
	OT/PT									
Other Classified	Vision									
	Hearing									
	Other Certified	2.00	2.00							
Other Classified	Paras (.50 each)	3.00	3.50	+0.50						
	Other Classified									

Allotments	Allotment Calculation Details				Enrollment			Allotted± Enrolled	AllottedX Max Size	Seats Rem	
	Category	FY25	FY26	Change	2023	2024	Chg				
Teachers 40.00 +1.50 <i>Note: FY26 allotments are based on Fall 2024 enrollment by Grade.</i>	Pre-School				36	35	-1				
	Kindergarten (21-24)	5.00	6.00	+1.00	117	125	+8	20.8	144	19	
	1st Grade (23-27)	6.00	6.00		139	138	-1	23.2	162	24	
	2nd Grade (23-27)	6.00	5.00	-1.00	140	134	-6	23.3	135	1	
	3rd Grade (23-27)	5.00	6.00	+1.00	116	137	+21	23.2	162	25	
	4th Grade (25-28)	5.00	4.00	-1.00	121	96	-25	24.2	112	16	
	5th Grade (25-28)	4.00	5.00	+1.00	105	125	+20	26.3	140	15	
	6th Grade (25-28)										
	7th Grade (25-28)										
	8th Grade (25-28)										
Grades 9-12 (25-32)											
EIP/REP	0.50	1.00	+0.50		774	790	+16	← Total Enrollment			
ESOL	3.00	4.00	+1.00		MTSS Specialist			1.00			
Gifted	3.00	3.00			JROTC						
Other Teachers (See Notes)	1.00		-1.00		GRASP Counseling Grant						
Instructional Allotment 3.75 No Change	Art	1.00	1.00		ESA			1.00			
	Music	1.00	1.00		SRO						
	Physical Education/Health	1.00	1.00		Campus Supervisor						
	Elementary Band/Strings	0.50	0.50		Horizon Funds						
	CTAE/Vocational				Notes: <u>Facility Information:</u> 107,200 sf 0 portables N RR portables 960 Cap. ES Area 1 DCSD#:180 GDOE#:0214 Non-Title I Total Regular Ed/GE for Position Control: 49.75						
	In School Suspension										
Star Substitute	0.25	0.25									
Support Staff 8.53 No Change	Principal	1.00	1.00								
	Assistant Principal	2.00	2.00								
	Counselor	2.00	2.00								
	Media Specialist	1.00	1.00								
	School Psychologist	0.33	0.33								
	School Social Worker	0.20	0.20								
Clerical 3.00 No Change	School Nurse	1.00	1.00								
	LTSE	1.00	1.00								
	Secretary 12M Bookkeeper	1.00	1.00								
Custodial 5.00 No Change	Secretary 12M Registrar										
	Secretary 10M	1.00	1.00								
	Library Media Assistant	1.00	1.00								
Nutrition Labor Hrs 7.50 +2.00	Plant Engineer										
	Head Custodian	1.00	1.00								
	Custodians	4.00	4.00								
	SNS Manager	0.50	0.50								
	SNS Assistant Manager	1.00	1.00								
Special Education 14.75 +1.25	Food Service Asst. (7hr)										
	Food Service Asst. (6hr)	4.00	6.00	+2.00							
	Food Service Asst. (P/T)										
	Interrelated	10.00	10.00								
	MID										
	MoID										
	SPID										
	Speech	1.00	0.75	-0.25							
	OT/PT		1.00	+1.00							
	Vision										
Other Classified	Hearing										
	Other Certified	1.00	1.00								
	Paras (.50 each)	1.50	2.00	+0.50							
	Other Classified										
				FY25 Notes District Balancing Adjustment: +1.00							
<h2>Dunwoody Elementary School</h2> <h3>Staff Allotments 2025-2026</h3> <p>Division of Finance Budgets, Allotments & Scheduling 06/11/2025</p> 											

Allotments	Allotment Calculation Details				Enrollment			Allotted± Enrolled	AllottedX Max Size	Seats Rem
	Category	FY25	FY26	Change	2023	2024	Chg			
Teachers 23.50 +1.00 <i>Note: FY26 allotments are based on Fall 2024 enrollment by Grade.</i>	Pre-School				20	20				
	Kindergarten (21-24)	2.00	2.00		48	45	-3	22.5	48	3
	1st Grade (23-27)	3.00	3.00		65	69	+4	21.7	81	12
	2nd Grade (23-27)	3.00	3.00		61	73	+12	20.3	81	8
	3rd Grade (23-27)	3.00	3.00		56	63	+7	18.7	81	18
	4th Grade (25-28)	2.00	2.00		50	51	+1	25.0	56	5
	5th Grade (25-28)	2.00	3.00	+1.00	44	57	+13	22.0	84	27
	6th Grade (25-28)									
	7th Grade (25-28)									
	8th Grade (25-28)									
	Grades 9-12 (25-32)									
Instructional Allotment 3.25 No Change	EIP/REP	1.00	1.00							
	ESOL	4.00	4.00							
	Gifted	0.50	0.50							
	Other Teachers (See Notes)	2.00	2.00							
	Art	0.50	0.50							
	Music	1.00	1.00							
	Physical Education/Health	1.00	1.00							
	Elementary Band/Strings	0.50	0.50							
	CTAE/Vocational									
	In School Suspension									
Support Staff 6.53 +0.50	Star Substitute	0.25	0.25							
	Principal	1.00	1.00							
	Assistant Principal	1.00	1.00							
	Counselor	1.00	1.00							
	Media Specialist	1.00	1.00							
	School Psychologist	0.33	0.33							
	School Social Worker	0.20	0.20							
	School Nurse	1.00	1.00							
	LTSE	0.50	1.00	+0.50						
	Clerical 3.00 +0.50	Secretary 12M Bookkeeper	1.00	1.00						
Secretary 12M Registrar										
Secretary 10M		1.00	1.00							
Library Media Assistant		0.50	1.00	+0.50						
Custodial 3.00 No Change	Plant Engineer									
	Head Custodian	1.00	1.00							
	Custodians	2.00	2.00							
Nutrition Labor Hrs 3.50 No Change	SNS Manager	0.50	0.50							
	SNS Assistant Manager	1.00	1.00							
	Food Service Asst. (7hr)									
	Food Service Asst. (6hr)	2.00	2.00							
	Food Service Asst. (P/T)									
Special Education 16.00 +2.00	Interrelated	10.00	11.00	+1.00						
	MID									
	MoID									
	SPID									
	Speech	1.00	1.00							
	OT/PT									
	Vision									
	Hearing									
	Other Certified									
	Paras (.50 each)	3.00	4.00	+1.00						
	Other Classified									
					344	378	+34	← Total Enrollment		
					MTSS Specialist			1.00		
					JROTC					
					GRASP Counseling Grant					
					ESA			1.00		
					SRO					
					Campus Supervisor					
					Horizon Funds					
Notes: <u>Facility Information:</u> 53,418 sf 5 portables N RR portables 432 Cap. ES Area 1 DCSD#:213 GDOE#:5057 Title I Total Regular Ed/GE for Position Control: 30.75 Other Teachers: Inclusion Program +2.00										
FY25 Notes										
<h2>Hawthorne Elementary School</h2> <h3>Staff Allotments 2025-2026</h3> <p>Division of Finance Budgets, Allotments & Scheduling 06/11/2025</p> 										


Allotments	Allotment Calculation Details				Enrollment			Allotted± Enrolled	AllottedX Max Size	Seats Rem
	Category	FY25	FY26	Change	2023	2024	Chg			
Teachers 28.50 +1.00 <i>Note: FY26 allotments are based on Fall 2024 enrollment by Grade.</i>	Pre-School				26	22	-4			
	Kindergarten (21-24)	4.00	3.00	-1.00	83	70	-13	23.3	72	2
	1st Grade (23-27)	3.00	4.00	+1.00	81	91	+10	27.0	108	17
	2nd Grade (23-27)	4.00	4.00		99	87	-12	24.8	108	21
	3rd Grade (23-27)	3.00	4.00	+1.00	74	107	+33	24.7	108	1
	4th Grade (25-28)	4.00	3.00	-1.00	86	78	-8	21.5	84	6
	5th Grade (25-28)	3.00	3.00		77	84	+7	25.7	84	0
	6th Grade (25-28)									
	7th Grade (25-28)									
	8th Grade (25-28)									
	Grades 9-12 (25-32)									
	EIP/REP	1.00	1.00		526	539	+13	← Total Enrollment		
	ESOL	5.00	6.00	+1.00	MTSS Specialist			1.00		
	Gifted	0.50	0.50		JROTC					
	Other Teachers (See Notes)				GRASP Counseling Grant					
Instructional Allotment 3.75 No Change	Art	1.00	1.00		ESA			1.00		
	Music	1.00	1.00		SRO					
	Physical Education/Health	1.00	1.00		Campus Supervisor					
	Elementary Band/Strings	0.50	0.50		Horizon Funds					
	CTAE/Vocational				Notes: <u>Facility Information:</u> 55,887 sf 7 portables N RR portables 504 Cap. ES Area 1 DCSD#:215 GDOE#:2058 Title I Total Regular Ed/GE for Position Control: 36.75 Custodians: 4 custodians = 2.00 +1.00 (portables) + 1.00 (high utilization)					
	In School Suspension									
	Star Substitute	0.25	0.25							
Support Staff 7.03 +0.50	Principal	1.00	1.00							
	Assistant Principal	1.00	1.00							
	Counselor	1.50	1.50							
	Media Specialist	1.00	1.00							
	School Psychologist	0.33	0.33							
	School Social Worker	0.20	0.20							
Clerical 3.00 No Change	School Nurse	1.00	1.00							
	LTSE	0.50	1.00	+0.50						
	Secretary 12M Bookkeeper	1.00	1.00							
Custodial 5.00 +1.00	Secretary 12M Registrar									
	Secretary 10M	1.00	1.00							
Nutrition Labor Hrs 4.50 No Change	Library Media Assistant	1.00	1.00							
	Plant Engineer									
	SNS Manager	0.50	0.50							
	SNS Assistant Manager									
Special Education 9.50 No Change	Food Service Asst. (7hr)									
	Food Service Asst. (6hr)	4.00	4.00							
	Food Service Asst. (P/T)									
	Interrelated	6.00	8.00	+2.00						
	MID									
	MoID									
	SPID									
	Speech	1.00	0.50	-0.50						
	OT/PT									
	Vision									
Other Certified Paras (.50 each) Other Classified	Hearing									
	Other Certified	1.00		-1.00						
	Paras (.50 each)	1.50	1.00	-0.50						
	Other Classified									
					FY25 Notes					

Henderson Mill Elementary School

Staff Allotments 2025-2026

Division of Finance
Budgets, Allotments &
Scheduling
06/11/2025



Allotments	Allotment Calculation Details				Enrollment			Allotted± Enrolled	AllottedX Max Size	Seats Rem	
	Category	FY25	FY26	Change	2023	2024	Chg				
	Pre-School				50	44	-6				
Teachers 27.50	Kindergarten (21-24)	3.00	4.00	+1.00	67	93	+26	23.3	96	3	
	1st Grade (23-27)	3.00	3.00		72	76	+4	24.0	81	5	
No Change	2nd Grade (23-27)	3.00	4.00	+1.00	78	86	+8	26.0	108	22	
	3rd Grade (23-27)	3.00	3.00		69	81	+12	23.0	81	0	
No Change	4th Grade (25-28)	3.00	3.00		61	60	-1	20.3	84	24	
	5th Grade (25-28)	3.00	3.00		70	65	-5	23.3	84	19	
Note: FY26 allotments are based on Fall 2024 enrollment by Grade.	6th Grade (25-28)										
	7th Grade (25-28)										
	8th Grade (25-28)										
	Grades 9-12 (25-32)										
	EIP/REP	1.00	1.00		467	505	+38	← Total Enrollment			
	ESOL	5.00	5.00		MTSS Specialist			1.00			
	Gifted	0.50	0.50		JROTC						
	Other Teachers (See Notes)	3.00	1.00	-2.00	GRASP Counseling Grant						
	Instructional Allotment 3.75	Art	1.00	1.00		ESA			1.00		
		Music	1.00	1.00		SRO					
Physical Education/Health		1.00	1.00		Campus Supervisor						
Elementary Band/Strings		0.50	0.50		Horizon Funds						
CTAE/Vocational					Notes: <u>Facility Information:</u> 54,012 sf 6 portables N RR portables 504 Cap. ES Area 1 DCSD#:220 GDOE#:5058 Title I						
In School Suspension											
No Change	Star Substitute	0.25	0.25		Total Regular Ed/GE for Position Control: 35.75						
	Principal	1.00	1.00		Other Teachers: Montessori Program +1.00 Teachers						
Support Staff 7.03	Assistant Principal	1.00	1.00		FY25 Notes ESOL increased from 4 to 5 4/18/24, +1.00 teacher for 2nd grade and forecast data. Will revisit during district balancing in the fall 2/9/24 District Balancing Adjustment: +1.00						
	Counselor	1.50	1.50								
	Media Specialist	1.00	1.00								
	School Psychologist	0.33	0.33								
	School Social Worker	0.20	0.20								
	School Nurse	1.00	1.00								
Clerical 3.00	LTSE	0.50	1.00	+0.50	Huntley Hills Elementary School Staff Allotments 2025-2026 Division of Finance Budgets, Allotments & Scheduling 06/11/2025						
	Secretary 12M Bookkeeper	1.00	1.00								
No Change	Secretary 12M Registrar				DeKalb County School District						
	Secretary 10M	1.00	1.00								
Custodial 4.00	Library Media Assistant	1.00	1.00								
	Plant Engineer										
	Head Custodian	1.00	1.00								
+1.00	Custodians	2.00	3.00	+1.00							
	Nutrition Labor Hrs 4.50	SNS Manager	0.50	0.50							
SNS Assistant Manager		1.00	1.00								
Food Service Asst. (7hr)											
Food Service Asst. (6hr)		3.00	3.00								
No Change	Food Service Asst. (P/T)										
	Special Education 20.50	Interrelated	8.00	8.00							
MID											
MoID											
SPID		2.00	2.00								
Speech			1.00	+1.00							
OT/PT											
Vision											
Hearing											
-1.50		Other Certified	3.00	3.00							
		Paras (.50 each)	9.00	6.50	-2.50						
	Other Classified										

Allotments	Allotment Calculation Details				Enrollment			Allotted± Enrolled	AllottedX Max Size	Seats Rem	
	Category	FY25	FY26	Change	2023	2024	Chg				
	Pre-School				58	67	+9				
Teachers 49.50	Kindergarten (21-24)	5.00	5.00		111	115	+4	23.0	120	5	
	1st Grade (23-27)	6.00	5.00	-1.00	141	119	-22	23.5	135	16	
No Change	2nd Grade (23-27)	6.00	6.00		150	136	-14	25.0	162	26	
	3rd Grade (23-27)	6.00	6.00		149	157	+8	24.8	162	5	
No Change	4th Grade (25-28)	5.00	6.00	+1.00	140	145	+5	28.0	168	23	
	5th Grade (25-28)	5.00	4.00	-1.00	126	103	-23	25.2	112	9	
Note: FY26 allotments are based on Fall 2024 enrollment by Grade.	6th Grade (25-28)										
	7th Grade (25-28)										
	8th Grade (25-28)										
	Grades 9-12 (25-32)										
	EIP/REP	2.00	2.00		875	842	-33	← Total Enrollment			
	ESOL	15.00	15.00		MTSS Specialist			1.00			
	Gifted	0.50	0.50		JROTC						
	Other Teachers (See Notes)	-1.00		+1.00	GRASP Counseling Grant						
	Instructional Allotment 5.75	Art	1.00	1.00		ESA			2.00		
		Music	2.00	2.00		SRO					
Physical Education/Health		2.00	2.00		Campus Supervisor						
Elementary Band/Strings		0.50	0.50		Horizon Funds						
CTAE/Vocational					Notes: <u>Facility Information:</u> 118,911 sf 0 portables N RR portables 984 Cap. ES Area 1 DCSD#:140 GDOE#:1104 Title I						
In School Suspension											
No Change	Star Substitute	0.25	0.25		Total Regular Ed/GE for Position Control: 61.25						
Support Staff 8.73	Principal	1.00	1.00		FY25 Notes District Balancing Adjustment: -1.00						
	Assistant Principal	2.00	2.00								
	Counselor	2.00	2.00								
	Media Specialist	1.00	1.00								
	School Psychologist	0.33	0.33								
	School Social Worker	0.40	0.40								
	School Nurse	1.00	1.00								
+0.50	LTSE	0.50	1.00	+0.50							
Clerical 4.00	Secretary 12M Bookkeeper	1.00	1.00		John Robert Lewis Elementary School Staff Allotments 2025-2026 Division of Finance Budgets, Allotments & Scheduling 06/11/2025						
	Secretary 12M Registrar										
No Change	Secretary 10M	2.00	2.00								
	Library Media Assistant	1.00	1.00								
Custodial 6.00	Plant Engineer										
	Head Custodian	1.00	1.00								
	Custodians	5.00	5.00								
Nutrition Labor Hrs 8.00	SNS Manager	1.00	1.00								
	SNS Assistant Manager										
	Food Service Asst. (7hr)										
	Food Service Asst. (6hr)	7.00	7.00								
	Food Service Asst. (P/T)										
Special Education 17.25	Interrelated	7.00	7.00								
	MID										
	MoID	2.00	2.00								
	SPID										
	Speech	1.50	0.25	-1.25							
	OT/PT										
	Vision										
	Hearing										
	Other Certified	3.00	3.00								
	Paras (.50 each)	6.00	5.00	-1.00							
	Other Classified										



Allotments	Allotment Calculation Details				Enrollment			Allotted± Enrolled	AllottedX Max Size	Seats Rem
	Category	FY25	FY26	Change	2023	2024	Chg			
Teachers 21.50 +1.00 <i>Note: FY26 allotments are based on Fall 2024 enrollment by Grade.</i>	Pre-School				30	28	-2			
	Kindergarten (21-24)	3.00	3.00		53	66	+13	22.0	72	6
	1st Grade (23-27)	2.00	3.00	+1.00	42	62	+20	21.0	81	19
	2nd Grade (23-27)	3.00	2.00	-1.00	73	46	-27	24.3	54	8
	3rd Grade (23-27)	2.00	3.00	+1.00	53	77	+24	26.5	81	4
	4th Grade (25-28)	3.00	2.00	-1.00	61	48	-13	20.3	56	8
	5th Grade (25-28)	2.00	3.00	+1.00	53	58	+5	26.5	84	26
	6th Grade (25-28)									
	7th Grade (25-28)									
	8th Grade (25-28)									
	Grades 9-12 (25-32)									
	EIP/REP	1.00	1.00		365	385	+20	← Total Enrollment		
	ESOL	4.00	4.00		MTSS Specialist			1.00		
	Gifted	0.50	0.50		JROTC					
	Other Teachers (See Notes)				GRASP Counseling Grant					
Instructional Allotment 3.25 No Change	Art	0.50	0.50		ESA			1.00		
	Music	1.00	1.00		SRO					
	Physical Education/Health	1.00	1.00		Campus Supervisor					
	Elementary Band/Strings	0.50	0.50		Horizon Funds					
	CTAE/Vocational				Notes: <u>Facility Information:</u> 60,478 sf 0 portables N RR portables 504 Cap. ES Area 1 DCSD#:236 GDOE#:5059 Title I Total Regular Ed/GE for Position Control: 28.75					
	In School Suspension									
	Star Substitute	0.25	0.25							
Support Staff 6.53 +0.50	Principal	1.00	1.00		FY25 Notes					
	Assistant Principal	1.00	1.00							
	Counselor	1.00	1.00							
	Media Specialist	1.00	1.00							
	School Psychologist	0.33	0.33							
	School Social Worker	0.20	0.20							
	School Nurse	1.00	1.00							
	LTSE	0.50	1.00	+0.50						
Clerical 3.00 +0.50	Secretary 12M Bookkeeper	1.00	1.00							
	Secretary 12M Registrar									
	Secretary 10M	1.00	1.00							
	Library Media Assistant	0.50	1.00	+0.50						
Custodial 3.00 No Change	Plant Engineer									
	Head Custodian	1.00	1.00							
	Custodians	2.00	2.00							
Nutrition Labor Hrs 3.50 No Change	SNS Manager	0.50	0.50							
	SNS Assistant Manager									
	Food Service Asst. (7hr)									
	Food Service Asst. (6hr)	3.00	3.00							
	Food Service Asst. (P/T)									
Special Education 23.00 No Change	Interrelated	7.00	8.00	+1.00						
	MID									
	MoID	2.00	2.00							
	SPID									
	Speech	1.00	1.00							
	OT/PT		1.00	+1.00						
	Vision									
	Hearing									
	Other Certified	4.00	4.00							
	Paras (.50 each)	9.00	7.00	-2.00						
	Other Classified									


Kingsley Elementary School

Staff Allotments 2025-2026

Division of Finance
Budgets, Allotments &
Scheduling
06/11/2025



Allotments	Allotment Calculation Details				Enrollment			Allotted± Enrolled	AllottedX Max Size	Seats Rem
	Category	FY25	FY26	Change	2023	2024	Chg			
	Pre-School				42	40	-2			
Teachers 33.00	Kindergarten (21-24)	6.00	6.00		126	131	+5	21.8	144	13
	1st Grade (23-27)	5.00	5.00		127	134	+7	25.4	135	1
	2nd Grade (23-27)	5.00	5.00		119	126	+7	23.8	135	9
	3rd Grade (23-27)	5.00	5.00		115	126	+11	23.0	135	9
+1.00	4th Grade (25-28)	3.00	3.00		84	75	-9	28.0	84	9
	5th Grade (25-28)	3.00	4.00	+1.00	83	92	+9	27.7	112	20
	6th Grade (25-28)									
Note: FY26 allotments are based on Fall 2024 enrollment by Grade.	7th Grade (25-28)									
	8th Grade (25-28)									
	Grades 9-12 (25-32)									
	EIP/REP	0.50	0.50		696	724	+28	← Total Enrollment		
	ESOL	1.50	1.50		MTSS Specialist			1.00		
	Gifted	2.00	3.00	+1.00	JROTC					
	Other Teachers (See Notes)	1.00		-1.00	GRASP Counseling Grant					
					ESA			1.00		
Instructional Allotment 3.75	Art	1.00	1.00		SRO					
	Music	1.00	1.00		Campus Supervisor					
	Physical Education/Health	1.00	1.00		Horizon Funds					
	Elementary Band/Strings	0.50	0.50		Notes: Facility Information: 67,216 sf 9 portables N RR portables 600 Cap. ES Area 1 DCSD#:284 GDOE#:5062 Non-Title I Total Regular Ed/GE for Position Control: 42.75 Custodians: 4 custodians = 2.00 +1.00 (portables) + 1.00 (high utilization)					
	CTAE/Vocational									
	No Change	In School Suspension								
	Star Substitute	0.25	0.25							
Support Staff 8.53	Principal	1.00	1.00							
	Assistant Principal	2.00	2.00							
	Counselor	2.00	2.00							
	Media Specialist	1.00	1.00							
	School Psychologist	0.33	0.33							
	+0.50	School Social Worker	0.20	0.20						
		School Nurse	1.00	1.00						
	LTSE	0.50	1.00	+0.50						
Clerical 3.00	Secretary 12M Bookkeeper	1.00	1.00							
	Secretary 12M Registrar									
No Change	Secretary 10M	1.00	1.00							
	Library Media Assistant	1.00	1.00							
Custodial 5.00	Plant Engineer									
	Head Custodian	1.00	1.00							
	No Change	Custodians	4.00	4.00						
Nutrition Labor Hrs 3.56	SNS Manager	0.50	0.50							
	SNS Assistant Manager									
	Food Service Asst. (7hr)									
	Food Service Asst. (6hr)	3.00	3.06	+0.06						
	Food Service Asst. (P/T)									
Special Education 10.75	Interrelated	8.00	8.00							
	MID									
	MoID									
	SPID									
	Speech	0.75	0.25	-0.50						
	-1.50	OT/PT								
		Vision								
		Hearing								
		Other Certified								
		Paras (.50 each)	3.50	2.50	-1.00					
	Other Classified									
					FY25 Notes District Balancing Adjustment: +1.00					
					<h2 style="text-align: center;">Montgomery Elementary School</h2> <h3 style="text-align: center;">Staff Allotments 2025-2026</h3> <p style="text-align: center;">Division of Finance Budgets, Allotments & Scheduling 06/11/2025</p>					

Allotments	Allotment Calculation Details				Enrollment			Allotted± Enrolled	AllottedX Max Size	Seats Rem
	Category	FY25	FY26	Change	2023	2024	Chg			
Teachers 18.00 -1.00 <i>Note: FY26 allotments are based on Fall 2024 enrollment by Grade.</i>	Pre-School				44	40	-4			
	Kindergarten (21-24)	3.00	3.00		65	64	-1	21.3	72	8
	1st Grade (23-27)	3.00	3.00		69	81	+12	23.0	81	0
	2nd Grade (23-27)	3.00	3.00		67	73	+6	22.3	81	8
	3rd Grade (23-27)	2.00	3.00	+1.00	52	68	+16	26.0	81	13
	4th Grade (25-28)	3.00	2.00	-1.00	59	48	-11	19.7	56	8
	5th Grade (25-28)	2.00	2.00		33	54	+21	16.5	56	2
	6th Grade (25-28)									
	7th Grade (25-28)									
	8th Grade (25-28)									
	Grades 9-12 (25-32)									
	EIP/REP	0.50	0.50		389	428	+39	← Total Enrollment		
	ESOL	0.50	0.50		MTSS Specialist			1.00		
	Gifted	1.00	1.00		JROTC					
	Other Teachers (See Notes)	1.00		-1.00	GRASP Counseling Grant					
Instructional Allotment 3.75 No Change	Art	1.00	1.00		ESA			1.00		
	Music	1.00	1.00		SRO					
	Physical Education/Health	1.00	1.00		Campus Supervisor					
	Elementary Band/Strings	0.50	0.50		Horizon Funds					
	CTAE/Vocational				Notes: <u>Facility Information:</u> 55,666 sf 0 portables N RR portables 504 Cap. ES Area 1 DCSD#:305 GDOE#:3063 Non-Title I Total Regular Ed/GE for Position Control: 26.25					
	In School Suspension									
	Star Substitute	0.25	0.25							
Support Staff 7.03 +0.50	Principal	1.00	1.00							
	Assistant Principal	1.00	1.00							
	Counselor	1.50	1.50							
	Media Specialist	1.00	1.00							
	School Psychologist	0.33	0.33							
	School Social Worker	0.20	0.20							
	School Nurse	1.00	1.00							
	LTSE	0.50	1.00	+0.50						
Clerical 3.00 No Change	Secretary 12M Bookkeeper	1.00	1.00							
	Secretary 12M Registrar									
	Secretary 10M	1.00	1.00							
	Library Media Assistant	1.00	1.00							
Custodial 3.00 No Change	Plant Engineer				FY25 Notes District Balancing Adjustment: +1.00					
	Head Custodian	1.00	1.00							
	Custodians	2.00	2.00							
Nutrition Labor Hrs 3.57 +0.07	SNS Manager	0.50	0.50							
	SNS Assistant Manager	1.00	1.07	+0.07						
	Food Service Asst. (7hr)									
	Food Service Asst. (6hr)	2.00	2.00							
	Food Service Asst. (P/T)									
Special Education 17.25 +0.75	Interrelated	9.00	10.00	+1.00	Oak Grove Elementary School Staff Allotments 2025-2026 Division of Finance Budgets, Allotments & Scheduling 06/11/2025 					
	MID	2.00	2.00							
	MoID									
	SPID									
	Speech	1.00	0.25	-0.75						
	OT/PT									
	Vision									
	Hearing									
	Other Certified									
	Paras (.50 each)	4.50	5.00	+0.50						
	Other Classified									


Allotments	Allotment Calculation Details				Enrollment			Allotted± Enrolled	AllottedX Max Size	Seats Rem
	Category	FY25	FY26	Change	2023	2024	Chg			
Teachers 42.50 +4.00 <i>Note: FY26 allotments are based on Fall 2024 enrollment by Grade.</i>	Pre-School				50	50				
	Kindergarten (21-24)	6.00	6.00		122	124	+2	20.7	144	20
	1st Grade (23-27)	6.00	6.00		140	147	+7	23.3	162	15
	2nd Grade (23-27)	4.00	6.00	+2.00	99	143	+44	24.8	162	19
	3rd Grade (23-27)	4.00	5.00	+1.00	94	115	+21	23.5	135	20
	4th Grade (25-28)	4.00	4.00		98	95	-3	24.5	112	17
	5th Grade (25-28)	4.00	5.00	+1.00	85	120	+35	21.3	140	20
	6th Grade (25-28)									
	7th Grade (25-28)									
	8th Grade (25-28)									
	Grades 9-12 (25-32)									
	Instructional Allotment 3.75 No Change	EIP/REP	2.00	2.00		688	794	+106	← Total Enrollment	
ESOL		7.00	7.00		MTSS Specialist 1.00					
Gifted		0.50	0.50		JROTC					
Other Teachers (See Notes)		1.00	1.00		GRASP Counseling Grant					
Art		1.00	1.00		ESA 1.00					
Music		1.00	1.00		SRO					
Physical Education/Health		1.00	1.00		Campus Supervisor					
Elementary Band/Strings		0.50	0.50		Horizon Funds					
CTAE/Vocational					Notes:					
In School Suspension					<u>Facility Information:</u> 118,911 sf 0 portables N RR portables 984 Cap. ES Area 1 DCSD#:315 GDOE#:3064 Title I Total Regular Ed/GE for Position Control: 52.25 Other Teachers: DLI Program +1.00					
Support Staff 8.53 +0.50	Star Substitute	0.25	0.25		FY25 Notes					
	Principal	1.00	1.00							
	Assistant Principal	2.00	2.00							
	Counselor	2.00	2.00							
	Media Specialist	1.00	1.00							
	School Psychologist	0.33	0.33							
	School Social Worker	0.20	0.20							
Clerical 3.00 No Change	School Nurse	1.00	1.00							
	LTSE	0.50	1.00	+0.50						
	Secretary 12M Bookkeeper	1.00	1.00							
Custodial 6.00 No Change	Secretary 12M Registrar									
	Secretary 10M	1.00	1.00							
	Library Media Assistant	1.00	1.00							
Nutrition Labor Hrs 6.50 -1.00	Plant Engineer									
	SNS Manager	0.50	0.50							
	Head Custodian	1.00	1.00							
	SNS Assistant Manager									
	Custodians	5.00	5.00							
Special Education 16.50 -1.50	Food Service Asst. (7hr)	1.00	1.00							
	Food Service Asst. (6hr)	5.00	5.00							
	Food Service Asst. (P/T)	1.00		-1.00						
	Interrelated	8.00	6.00	-2.00						
	MID									
	MoID	2.00	2.00							
	SPID									
	Speech		1.00	+1.00						
	OT/PT		1.00	+1.00						
	Vision									
Other Certified Paras (.50 each) Other Classified	Hearing									
	Other Certified	2.00	2.00							
	Paras (.50 each)	6.00	4.50	-1.50						
	Other Classified									

Pleasantdale Elementary School

Staff Allotments 2025-2026

Division of Finance
Budgets, Allotments & Scheduling
06/11/2025



Allotments	Allotment Calculation Details				Enrollment			Allotted± Enrolled	AllottedX Max Size	Seats Rem
	Category	FY25	FY26	Change	2023	2024	Chg			
Teachers 21.50 -1.00 <i>Note: FY26 allotments are based on Fall 2024 enrollment by Grade.</i>	Pre-School				33	35	+2			
	Kindergarten (21-24)	3.00	3.00		52	68	+16	22.7	72	4
	1st Grade (23-27)	3.00	3.00		70	57	-13	23.3	81	24
	2nd Grade (23-27)	3.00	3.00		74	66	-8	24.7	81	15
	3rd Grade (23-27)	3.00	3.00		70	77	+7	23.3	81	4
	4th Grade (25-28)	3.00	3.00		70	59	-11	23.3	84	25
	5th Grade (25-28)	3.00	3.00		59	64	+5	19.7	84	20
	6th Grade (25-28)									
	7th Grade (25-28)									
	8th Grade (25-28)									
	Grades 9-12 (25-32)									
	EIP/REP	0.50	0.50		428	426	-2	← Total Enrollment		
	ESOL	2.00	2.00		MTSS Specialist			1.00		
	Gifted	1.00	1.00		JROTC					
	Other Teachers (See Notes)	1.00		-1.00	GRASP Counseling Grant					
Instructional Allotment 3.75 No Change	Art	1.00	1.00		ESA			1.00		
	Music	1.00	1.00		SRO					
	Physical Education/Health	1.00	1.00		Campus Supervisor					
	Elementary Band/Strings	0.50	0.50		Horizon Funds					
	CTAE/Vocational				Notes:					
	In School Suspension				<p style="text-align: center;"><u>Facility Information:</u></p> <p>54,891 sf 6 portables N RR portables 456 Cap. ES Area 1 DCSD#:350 GDOE#:5065 Non-Title I</p> <p style="text-align: center;">Total Regular Ed/GE for Position Control: 29.75</p>					
Support Staff 7.23 +0.50	Star Substitute	0.25	0.25							
	Principal	1.00	1.00							
	Assistant Principal	1.00	1.00							
	Counselor	1.50	1.50							
	Media Specialist	1.00	1.00							
	School Psychologist	0.33	0.33							
	School Social Worker	0.40	0.40							
Clerical 3.00 No Change	School Nurse	1.00	1.00							
	LTSE	0.50	1.00	+0.50						
	Secretary 12M Bookkeeper	1.00	1.00							
	Secretary 12M Registrar									
Custodial 3.00 No Change	Secretary 10M	1.00	1.00							
	Library Media Assistant	1.00	1.00							
	Plant Engineer									
Nutrition Labor Hrs 3.50 No Change	Head Custodian	1.00	1.00							
	Custodians	2.00	2.00							
	SNS Manager	0.50	0.50							
	SNS Assistant Manager	1.00	1.00							
	Food Service Asst. (7hr)									
Special Education 20.50 +3.00	Food Service Asst. (6hr)	2.00	2.00							
	Food Service Asst. (P/T)									
	Interrelated	6.00	8.00	+2.00						
	MID									
	MoID	2.00	2.00							
	SPID									
	Speech	1.50	1.00	-0.50						
	OT/PT		2.00	+2.00						
	Vision									
	Hearing									
Other Certified Paras (.50 each) Other Classified	Other Certified	2.00	2.00							
	Paras (.50 each)	6.00	5.50	-0.50						
	Other Classified									
				FY25 Notes						
				+1.0 to Support EIP Instructional Need (8/11/24 - Dr. Hall)						
<h2>Sagamore Hills Elementary School</h2> <h3>Staff Allotments 2025-2026</h3> <p>Division of Finance Budgets, Allotments & Scheduling 06/11/2025</p> 										

Allotments	Allotment Calculation Details				Enrollment			Allotted± Enrolled	AllottedX Max Size	Seats Rem
	Category	FY25	FY26	Change	2023	2024	Chg			
Teachers 22.50 No Change Note: FY26 allotments are based on Fall 2024 enrollment by Grade.	Pre-School				22	20	-2			
	Kindergarten (21-24)	4.00	3.00	-1.00	78	69	-9	23.0	72	3
	1st Grade (23-27)	3.00	3.00		71	76	+5	23.7	81	5
	2nd Grade (23-27)	4.00	3.00	-1.00	82	68	-14	20.5	81	13
	3rd Grade (23-27)	4.00	4.00		82	83	+1	20.5	108	25
	4th Grade (25-28)	2.00	3.00	+1.00	56	69	+13	28.0	84	15
	5th Grade (25-28)	2.00	2.00		54	54		27.0	56	2
	6th Grade (25-28)									
	7th Grade (25-28)									
	8th Grade (25-28)									
	Grades 9-12 (25-32)									
	EIP/REP	0.50	0.50		445	439	-6	← Total Enrollment		
	ESOL	2.00	2.00		MTSS Specialist			1.00		
	Gifted	1.00	2.00	+1.00	JROTC					
	Other Teachers (See Notes)				GRASP Counseling Grant					
Instructional Allotment 3.75 No Change	Art	1.00	1.00		ESA			1.00		
	Music	1.00	1.00		SRO					
	Physical Education/Health	1.00	1.00		Campus Supervisor					
	Elementary Band/Strings	0.50	0.50		Horizon Funds					
	CTAE/Vocational				Notes: <u>Facility Information:</u> 59,651 sf 0 portables N RR portables 552 Cap. ES Area 1 DCSD#:484 GDOE#:0173 Non-Title I Total Regular Ed/GE for Position Control: 30.75					
	In School Suspension									
	Star Substitute	0.25	0.25							
Support Staff 7.03 +0.50	Principal	1.00	1.00							
	Assistant Principal	1.00	1.00							
	Counselor	1.50	1.50							
	Media Specialist	1.00	1.00							
	School Psychologist	0.33	0.33							
	School Social Worker	0.20	0.20							
	School Nurse	1.00	1.00							
	LTSE	0.50	1.00	+0.50						
Clerical 3.00 No Change	Secretary 12M Bookkeeper	1.00	1.00							
	Secretary 12M Registrar									
	Secretary 10M	1.00	1.00							
	Library Media Assistant	1.00	1.00							
Custodial 3.00 No Change	Plant Engineer				FY25 Notes					
	Head Custodian	1.00	1.00							
	Custodians	2.00	2.00							
Nutrition Labor Hrs 3.57 +0.07	SNS Manager	0.50	0.50							
	SNS Assistant Manager	1.00	1.07	+0.07						
	Food Service Asst. (7hr)									
	Food Service Asst. (6hr)	2.00	2.00							
	Food Service Asst. (P/T)									
Special Education #N/A #N/A	Interrelated	7.00	#N/A	#N/A						
	MID		#N/A	#N/A						
	MoID		#N/A	#N/A						
	SPID		#N/A	#N/A						
	Speech	1.00	#N/A	#N/A						
	OT/PT		#N/A	#N/A						
	Vision		#N/A	#N/A						
	Hearing		#N/A	#N/A						
	Other Certified		#N/A	#N/A						
	Paras (.50 each)	1.50	#N/A	#N/A						
	Other Classified		#N/A	#N/A						

Vanderlyn Elementary School

Staff Allotments 2025-2026

Division of Finance
Budgets, Allotments &
Scheduling
06/11/2025



Allotments	Allotment Calculation Details				Enrollment			Allotted± Enrolled	AllottedX Max Size	Seats Rem
	Category	FY25	FY26	Change	2023	2024	Chg			
Teachers 37.50 +2.00 <i>Note: FY26 allotments are based on Fall 2024 enrollment by Grade.</i>	Pre-School				43	40	-3			
	Kindergarten (21-24)	3.00	4.00	+1.00	69	82	+13	20.5	96	14
	1st Grade (23-27)	4.00	3.00	-1.00	90	77	-13	22.5	81	4
	2nd Grade (23-27)	4.00	4.00		103	95	-8	25.8	108	13
	3rd Grade (23-27)	3.00	5.00	+2.00	76	114	+38	25.3	135	21
	4th Grade (25-28)	4.00	3.00	-1.00	85	79	-6	21.3	84	5
	5th Grade (25-28)	3.00	3.00		79	65	-14	26.3	84	19
	6th Grade (25-28)									
	7th Grade (25-28)									
	8th Grade (25-28)									
	Grades 9-12 (25-32)									
	EIP/REP	1.00	2.00	+1.00	545	552	+7	← Total Enrollment		
	ESOL	13.00	13.00		MTSS Specialist			1.00		
	Gifted	0.50	0.50		JROTC					
	Other Teachers (See Notes)				GRASP Counseling Grant					
Instructional Allotment 3.75 No Change	Art	1.00	1.00		ESA			1.00		
	Music	1.00	1.00		SRO					
	Physical Education/Health	1.00	1.00		Campus Supervisor					
	Elementary Band/Strings	0.50	0.50		Horizon Funds					
	CTAE/Vocational				Notes: <u>Facility Information:</u> 74,161 sf 0 portables N RR portables 696 Cap. ES Area 1 DCSD#:496 GDOE#:1071 Title I Total Regular Ed/GE for Position Control: 45.75					
	In School Suspension									
	Star Substitute	0.25	0.25							
Support Staff 7.03 +0.67	Principal	1.00	1.00							
	Assistant Principal	1.00	1.00							
	Counselor	1.50	1.50							
	Media Specialist	1.00	1.00							
	School Psychologist	0.33	0.33							
	School Social Worker	0.20	0.20							
	School Nurse	1.00	1.00							
	LTSE	0.33	1.00	+0.67						
Clerical 3.00 No Change	Secretary 12M Bookkeeper	1.00	1.00							
	Secretary 12M Registrar									
	Secretary 10M	1.00	1.00							
	Library Media Assistant	1.00	1.00							
Custodial 4.00 No Change	Plant Engineer				FY25 Notes					
	Head Custodian	1.00	1.00							
	Custodians	3.00	3.00							
Nutrition Labor Hrs 6.00 -4.00	SNS Manager	1.00	1.00							
	SNS Assistant Manager									
	Food Service Asst. (7hr)		1.00	+1.00						
	Food Service Asst. (6hr)	4.00	4.00							
	Food Service Asst. (P/T)	5.00		-5.00						
Special Education 8.50 +1.50	Interrelated	6.00	6.00							
	MID									
	MoID									
	SPID									
	Speech		1.50	+1.50						
	OT/PT									
	Vision									
	Hearing									
	Other Certified									
	Paras (.50 each)	1.00	1.00							
	Other Classified									

Woodward Elementary School

Staff Allotments 2025-2026

Division of Finance
Budgets, Allotments &
Scheduling
06/11/2025



Elementary School Area 2



DeKalb County
School District

Allotments	Allotment Calculation Details				Enrollment			Allotted± Enrolled	AllottedX Max Size	Seats Rem
	Category	FY25	FY26	Change	2023	2024	Chg			
Teachers 29.00 +4.00 <i>Note: FY26 allotments are based on Fall 2024 enrollment by Grade.</i>	Pre-School				22	37	+15			
	Kindergarten (21-24)	4.00	4.00		74	95	+21	23.8	96	1
	1st Grade (23-27)	3.00	3.00		65	73	+8	21.7	81	8
	2nd Grade (23-27)	3.00	3.00		74	70	-4	24.7	81	11
	3rd Grade (23-27)	3.00	4.00	+1.00	73	84	+11	24.3	108	24
	4th Grade (25-28)	3.00	3.00		75	74	-1	25.0	84	10
	5th Grade (25-28)	3.00	3.00		64	84	+20	21.3	84	0
	6th Grade (25-28)									
	7th Grade (25-28)									
	8th Grade (25-28)									
	Grades 9-12 (25-32)									
Instructional Allotment 3.75 No Change	EIP/REP	1.00	1.00		447	517	+70	← Total Enrollment		
	ESOL	2.00	4.00	+2.00	MTSS Specialist			1.00		
	Gifted	0.50	0.50		JROTC					
	Other Teachers (See Notes)	2.50	3.50	+1.00	GRASP Counseling Grant					
	Art	1.00	1.00		ESA			1.00		
	Music	1.00	1.00		SRO					
	Physical Education/Health	1.00	1.00		Campus Supervisor					
Support Staff 7.23 +0.50	Elementary Band/Strings	0.50	0.50		Horizon Funds					
	CTAE/Vocational				Notes: <u>Facility Information:</u> 71,576 sf 0 portables N RR portables 648 Cap. ES Area 2 DCSD#:120 GDOE#:5050 Title I Total Regular Ed/GE for Position Control: 37.25 Other Teachers: 3.50 = 1.50 (IB program) + 2.00 (enrollment forecast/ new apartments)					
	In School Suspension									
	Star Substitute	0.25	0.25							
	Principal	1.00	1.00							
Assistant Principal	1.00	1.00								
Clerical 3.00 +0.50	Counselor	1.50	1.50							
	Media Specialist	1.00	1.00							
	School Psychologist	0.33	0.33							
Custodial 4.00 No Change	School Social Worker	0.40	0.40							
	School Nurse	1.00	1.00							
	LTSE	0.50	1.00	+0.50						
Nutrition Labor Hrs 4.50 No Change	Secretary 12M Bookkeeper	1.00	1.00							
	Secretary 12M Registrar									
	Secretary 10M	1.00	1.00							
	Library Media Assistant	0.50	1.00	+0.50						
Special Education 12.50 +0.50	Plant Engineer									
	Head Custodian	1.00	1.00							
	Custodians	3.00	3.00							
	SNS Manager	0.50	0.50							
	SNS Assistant Manager	1.00	1.00							
	Food Service Asst. (7hr)									
	Food Service Asst. (6hr)	3.00	3.00							
	Food Service Asst. (P/T)									
	Interrelated	7.00	7.00							
	MID	2.00	2.00							
MoID										
SPID										
Speech		0.50	+0.50							
OT/PT										
Vision										
Hearing										
Other Certified										
Paras (.50 each)	3.00	3.00								
Other Classified										

Avondale Elementary School

Staff Allotments 2025-2026

Division of Finance
Budgets, Allotments &
Scheduling
06/11/2025



Allotments	Allotment Calculation Details				Enrollment			Allotted± Enrolled	AllottedX Max Size	Seats Rem	
	Category	FY25	FY26	Change	2023	2024	Chg				
Teachers 24.00 -0.50 <i>Note: FY26 allotments are based on Fall 2024 enrollment by Grade.</i>	Pre-School				44	55	+11				
	Kindergarten (21-24)	4.00	3.00	-1.00	83	70	-13	23.3	72	2	
	1st Grade (23-27)	3.00	4.00	+1.00	80	90	+10	26.7	108	18	
	2nd Grade (23-27)	4.00	3.00	-1.00	85	69	-16	21.3	81	12	
	3rd Grade (23-27)	3.00	4.00	+1.00	59	86	+27	19.7	108	22	
	4th Grade (25-28)	3.00	3.00		60	57	-3	20.0	84	27	
	5th Grade (25-28)	3.00	2.00	-1.00	59	55	-4	19.7	56	1	
	6th Grade (25-28)										
	7th Grade (25-28)										
	8th Grade (25-28)										
	Grades 9-12 (25-32)										
	EIP/REP	0.50	1.00	+0.50	470	482	+12	← Total Enrollment			
	ESOL	2.50	2.50		MTSS Specialist			1.00			
	Gifted	0.50	0.50		JROTC						
	Other Teachers (See Notes)	1.00	1.00		GRASP Counseling Grant						
Instructional Allotment 3.75 No Change	Art	1.00	1.00		ESA			1.00			
	Music	1.00	1.00		SRO						
	Physical Education/Health	1.00	1.00		Campus Supervisor						
	Elementary Band/Strings	0.50	0.50		Horizon Funds						
	CTAE/Vocational				Notes: <u>Facility Information:</u> 61,022 sf 0 portables N RR portables 528 Cap. ES Area 2 DCSD#:133 GDOE#:4051 Title I Total Regular Ed/GE for Position Control: 32.25 Other Teachers: Montessori Program +1.00						
	In School Suspension										
	Star Substitute	0.25	0.25								
Support Staff 7.03 +0.50	Principal	1.00	1.00								
	Assistant Principal	1.00	1.00								
	Counselor	1.50	1.50								
	Media Specialist	1.00	1.00								
	School Psychologist	0.33	0.33								
	School Social Worker	0.20	0.20								
Clerical 3.00 No Change	School Nurse	1.00	1.00								
	LTSE	0.50	1.00	+0.50							
	Secretary 12M Bookkeeper	1.00	1.00								
Custodial 3.00 No Change	Secretary 12M Registrar										
	Secretary 10M	1.00	1.00								
	Library Media Assistant	1.00	1.00								
Nutrition Labor Hrs 2.50 -1.00	Plant Engineer										
	Head Custodian	1.00	1.00								
	Custodians	2.00	2.00								
	SNS Manager	0.50	0.50								
	SNS Assistant Manager										
Special Education 15.00 +3.50	Food Service Asst. (7hr)										
	Food Service Asst. (6hr)	2.00	2.00								
	Food Service Asst. (P/T)	1.00		-1.00							
	Interrelated	9.00	11.00	+2.00							
	MID										
	MoID										
	SPID										
	Speech	0.50	1.00	+0.50							
	OT/PT		1.00	+1.00							
	Vision										
Special Education 15.00 +3.50	Hearing										
	Other Certified										
	Paras (.50 each)	2.00	2.00								
	Other Classified										
					FY25 Notes						
					<h2 style="text-align: center;">Briar Vista Elementary School</h2> <h3 style="text-align: center;">Staff Allotments 2025-2026</h3> <p style="text-align: center;">Division of Finance Budgets, Allotments & Scheduling 06/11/2025</p>						

Allotments	Allotment Calculation Details				Enrollment			Allotted± Enrolled	AllottedX Max Size	Seats Rem
	Category	FY25	FY26	Change	2023	2024	Chg			
Teachers 19.50 No Change Note: FY26 allotments are based on Fall 2024 enrollment by Grade.	Pre-School				22	19	-3			
	Kindergarten (21-24)	3.00	2.00	-1.00	57	43	-14	21.5	48	5
	1st Grade (23-27)	2.00	3.00	+1.00	47	63	+16	23.5	81	18
	2nd Grade (23-27)	3.00	2.00	-1.00	67	49	-18	22.3	54	5
	3rd Grade (23-27)	3.00	3.00		55	65	+10	18.3	81	16
	4th Grade (25-28)	3.00	2.00	-1.00	71	50	-21	23.7	56	6
	5th Grade (25-28)	3.00	3.00		57	70	+13	19.0	84	14
	6th Grade (25-28)									
	7th Grade (25-28)									
	8th Grade (25-28)									
	Grades 9-12 (25-32)									
	EIP/REP	0.50	0.50		376	359	-17	← Total Enrollment		
	ESOL	2.00	2.00		MTSS Specialist			1.00		
	Gifted	1.00	1.00		JROTC					
	Other Teachers (See Notes)	-1.00	1.00	+2.00	GRASP Counseling Grant					
Instructional Allotment 3.25 No Change	Art	0.50	0.50		ESA			1.00		
	Music	1.00	1.00		SRO					
	Physical Education/Health	1.00	1.00		Campus Supervisor					
	Elementary Band/Strings	0.50	0.50		Horizon Funds					
	CTAE/Vocational				Notes: <u>Facility Information:</u> 53,300 sf 4 portables N RR portables 480 Cap. ES Area 2 DCSD#:132 GDOE#:3051 Non-Title I Total Regular Ed/GE for Position Control: 26.75 Other Teachers: +1.00 for forecast revisit in district balancing 2/12 Other Teachers: zeroed out -1.00 taken during district balancing (FY25)					
	In School Suspension									
	Star Substitute	0.25	0.25							
Support Staff 6.53 No Change	Principal	1.00	1.00							
	Assistant Principal	1.00	1.00							
	Counselor	1.00	1.00							
	Media Specialist	1.00	1.00							
	School Psychologist	0.33	0.33							
	School Social Worker	0.20	0.20							
	School Nurse	1.00	1.00							
	LTSE	1.00	1.00							
Clerical 3.00 +0.50	Secretary 12M Bookkeeper	1.00	1.00							
	Secretary 12M Registrar									
	Secretary 10M	1.00	1.00							
	Library Media Assistant	0.50	1.00	+0.50						
Custodial 3.00 No Change	Plant Engineer				FY25 Notes					
	Head Custodian	1.00	1.00		District Balancing Adjustment: -1.00					
	Custodians	2.00	2.00							
Nutrition Labor Hrs 3.50 No Change	SNS Manager	0.50	0.50							
	SNS Assistant Manager									
	Food Service Asst. (7hr)	1.00	1.00							
	Food Service Asst. (6hr)	2.00	2.00							
	Food Service Asst. (P/T)									
Special Education 28.00 +2.50	Interrelated	9.00	9.00							
	MID									
	MoID									
	SPID	2.00	2.00							
	Speech									
	OT/PT									
	Vision									
	Hearing	4.00	4.00							
	Other Certified	5.00	7.00	+2.00						
	Paras (.50 each)	5.50	6.00	+0.50						
	Other Classified									

Briarlake Elementary School

Staff Allotments 2025-2026

Division of Finance
Budgets, Allotments &
Scheduling
06/11/2025




Allotments	Allotment Calculation Details				Enrollment			Allotted± Enrolled	AllottedX Max Size	Seats Rem	
	Category	FY25	FY26	Change	2023	2024	Chg				
	Pre-School				19	20	+1				
Teachers 24.50	Kindergarten (21-24)	3.00	3.00		52	51	-1	17.0	72	21	
	1st Grade (23-27)	3.00	3.00		63	62	-1	21.0	81	19	
No Change	2nd Grade (23-27)	3.00	3.00		63	67	+4	21.0	81	14	
	3rd Grade (23-27)	3.00	3.00		65	56	-9	21.7	81	25	
No Change	4th Grade (25-28)	3.00	3.00		69	64	-5	23.0	84	20	
	5th Grade (25-28)	3.00	3.00		67	70	+3	22.3	84	14	
Note: FY26 allotments are based on Fall 2024 enrollment by Grade.	6th Grade (25-28)										
	7th Grade (25-28)										
	8th Grade (25-28)										
	Grades 9-12 (25-32)										
	EIP/REP	1.00	1.00		398	390	-8	← Total Enrollment			
	ESOL	5.00	5.00		MTSS Specialist			1.00			
	Gifted	0.50	0.50		JROTC						
	Other Teachers (See Notes)				GRASP Counseling Grant						
	Instructional Allotment 3.25	Art	0.50	0.50		ESA			1.00		
		Music	1.00	1.00		SRO					
Physical Education/Health		1.00	1.00		Campus Supervisor						
Elementary Band/Strings		0.50	0.50		Horizon Funds						
CTAE/Vocational					Notes: Facility Information: 54,794 sf 0 portables N RR portables 504 Cap. ES Area 2 DCSD#:136 GDOE#:1052 Title I Total Regular Ed/GE for Position Control: 31.75						
In School Suspension											
No Change	Star Substitute	0.25	0.25								
	Principal	1.00	1.00								
Support Staff 6.73	Assistant Principal	1.00	1.00								
	Counselor	1.00	1.00								
+0.50	Media Specialist	1.00	1.00								
	School Psychologist	0.33	0.33								
Clerical 3.00	School Social Worker	0.40	0.40								
	School Nurse	1.00	1.00								
No Change	LTSE	0.50	1.00	+0.50							
	Secretary 12M Bookkeeper	1.00	1.00								
No Change	Secretary 12M Registrar										
	Secretary 10M	1.00	1.00								
Custodial 3.00	Library Media Assistant	1.00	1.00								
	Plant Engineer				FY25 Notes						
No Change	Head Custodian	1.00	1.00								
	Custodians	2.00	2.00								
Nutrition Labor Hrs 4.50	SNS Manager	0.50	0.50								
	SNS Assistant Manager										
No Change	Food Service Asst. (7hr)		1.00	+1.00							
	Food Service Asst. (6hr)	4.00	3.00	-1.00							
Special Education 7.50	Food Service Asst. (P/T)										
	Interrelated	7.00	7.00								
-1.50	MID										
	MoID										
Special Education 7.50	SPID										
	Speech	0.50	0.50								
-1.50	OT/PT										
	Vision										
Special Education 7.50	Hearing										
	Other Certified										
Special Education 7.50	Paras (.50 each)	1.50		-1.50							
	Other Classified										

Brockett Elementary School

Staff Allotments 2025-2026

Division of Finance
Budgets, Allotments &
Scheduling
06/11/2025



Allotments	Allotment Calculation Details				Enrollment			Allotted± Enrolled	AllottedX Max Size	Seats Rem	
	Category	FY25	FY26	Change	2023	2024	Chg				
Teachers 26.50 +1.00 <i>Note: FY26 allotments are based on Fall 2024 enrollment by Grade.</i>	Pre-School				22	20	-2				
	Kindergarten (21-24)	3.00	3.00		64	63	-1	21.0	72	9	
	1st Grade (23-27)	3.00	3.00		68	64	-4	22.7	81	17	
	2nd Grade (23-27)	3.00	3.00		75	75		25.0	81	6	
	3rd Grade (23-27)	3.00	3.00		70	81	+11	23.3	81	0	
	4th Grade (25-28)	3.00	3.00		72	63	-9	24.0	84	21	
	5th Grade (25-28)	2.00	3.00	+1.00	52	65	+13	26.0	84	19	
	6th Grade (25-28)										
	7th Grade (25-28)										
	8th Grade (25-28)										
	Grades 9-12 (25-32)										
	EIP/REP	1.00	1.00			423	431	+8	← Total Enrollment		
ESOL	6.00	7.00	+1.00		MTSS Specialist			1.00			
Gifted	0.50	0.50			JROTC						
Other Teachers (See Notes)	1.00		-1.00		GRASP Counseling Grant						
Instructional Allotment 3.75 No Change	Art	1.00	1.00		ESA			1.00			
	Music	1.00	1.00		SRO						
	Physical Education/Health	1.00	1.00		Campus Supervisor						
	Elementary Band/Strings	0.50	0.50		Horizon Funds						
	CTAE/Vocational				Notes: <u>Facility Information:</u> 67,401 sf 2 portables N RR portables 672 Cap. ES Area 2 DCSD#:178 GDOE#:3055 Title I Total Regular Ed/GE for Position Control: 34.75						
	In School Suspension										
	Star Substitute	0.25	0.25								
Support Staff 7.23 +0.50	Principal	1.00	1.00		FY25 Notes +1.0 to Support EIP Instructional Need (8/11/24 - Dr. Hall)						
	Assistant Principal	1.00	1.00								
	Counselor	1.50	1.50								
	Media Specialist	1.00	1.00								
	School Psychologist	0.33	0.33								
	School Social Worker	0.40	0.40								
	School Nurse	1.00	1.00								
Clerical 3.00 No Change	LTSE	0.50	1.00	+0.50	Dunaire Elementary School Staff Allotments 2025-2026 Division of Finance Budgets, Allotments & Scheduling 06/11/2025						
	Secretary 12M Bookkeeper	1.00	1.00								
	Secretary 12M Registrar										
	Secretary 10M	1.00	1.00								
Custodial 3.00 No Change	Library Media Assistant	1.00	1.00								
	Plant Engineer										
	Head Custodian	1.00	1.00								
Nutrition Labor Hrs 4.50 -2.00	Custodians	2.00	2.00								
	SNS Manager	0.50	0.50								
	SNS Assistant Manager		1.00	+1.00							
	Food Service Asst. (7hr)	1.00		-1.00							
	Food Service Asst. (6hr)	5.00	3.00	-2.00							
Special Education 11.50 +5.00	Food Service Asst. (P/T)										
	Interrelated	5.00	5.00								
	MID										
	MoID										
	SPID		2.00	+2.00							
	Speech		1.00	+1.00							
	OT/PT										
	Vision										
	Hearing										
	Other Certified										
Paras (.50 each)	1.50	3.50	+2.00								
Other Classified											

Allotments	Allotment Calculation Details				Enrollment			Allotted± Enrolled	AllottedX Max Size	Seats Rem
	Category	FY25	FY26	Change	2023	2024	Chg			
Teachers 29.00 -1.00 <i>Note: FY26 allotments are based on Fall 2024 enrollment by Grade.</i>	Pre-School				22	20	-2			
	Kindergarten (21-24)	4.00	4.00		90	75	-15	18.8	96	21
	1st Grade (23-27)	3.00	4.00	+1.00	77	94	+17	25.7	108	14
	2nd Grade (23-27)	4.00	3.00	-1.00	85	74	-11	21.3	81	7
	3rd Grade (23-27)	4.00	3.00	-1.00	89	77	-12	22.3	81	4
	4th Grade (25-28)	3.00	4.00	+1.00	77	86	+9	25.7	112	26
	5th Grade (25-28)	3.00	3.00		82	77	-5	27.3	84	7
	6th Grade (25-28)									
	7th Grade (25-28)									
	8th Grade (25-28)									
	Grades 9-12 (25-32)									
	EIP/REP	1.00	1.00		522	503	-19	← Total Enrollment		
	ESOL	6.00	5.50	-0.50	MTSS Specialist			1.00		
	Gifted	1.00	0.50	-0.50	JROTC					
	Other Teachers (See Notes)	1.00	1.00		GRASP Counseling Grant					
Instructional Allotment 3.75 No Change	Art	1.00	1.00		ESA			1.00		
	Music	1.00	1.00		SRO					
	Physical Education/Health	1.00	1.00		Campus Supervisor					
	Elementary Band/Strings	0.50	0.50		Horizon Funds					
	CTAE/Vocational				Notes: <u>Facility Information:</u> 53,998 sf 4 portables N RR portables 528 Cap. ES Area 2 DCSD#:185 GDOE#:1056 Title I Total Regular Ed/GE for Position Control: 37.25 Other Teachers: DLI Program +1.00 Teachers					
	In School Suspension									
	Star Substitute	0.25	0.25							
Support Staff 7.03 +0.50	Principal	1.00	1.00							
	Assistant Principal	1.00	1.00							
	Counselor	1.50	1.50							
	Media Specialist	1.00	1.00							
	School Psychologist	0.33	0.33							
	School Social Worker	0.20	0.20							
	School Nurse	1.00	1.00							
	LTSE	0.50	1.00	+0.50						
Clerical 3.00 No Change	Secretary 12M Bookkeeper	1.00	1.00							
	Secretary 12M Registrar									
	Secretary 10M	1.00	1.00							
	Library Media Assistant	1.00	1.00							
Custodial 3.00 No Change	Plant Engineer				FY25 Notes					
	Head Custodian	1.00	1.00		ESOL increased from 5.0 to 5.5 2/24/2025					
	Custodians	2.00	2.00							
Nutrition Labor Hrs 4.50 No Change	SNS Manager	0.50	0.50							
	SNS Assistant Manager									
	Food Service Asst. (7hr)	1.00	1.00							
	Food Service Asst. (6hr)	3.00	3.00							
	Food Service Asst. (P/T)									
Special Education 10.50 +0.25	Interrelated	6.00	6.00							
	MID									
	MoID									
	SPID									
	Speech	0.75	1.00	+0.25						
	OT/PT									
	Vision									
	Hearing									
	Other Certified									
	Paras (.50 each)	3.50	3.50							
	Other Classified									

Evansdale Elementary School

Staff Allotments 2025-2026

Division of Finance
Budgets, Allotments &
Scheduling
06/11/2025



Allotments	Allotment Calculation Details				Enrollment			Allotted± Enrolled	AllottedX Max Size	Seats Rem
	Category	FY25	FY26	Change	2023	2024	Chg			
Teachers 42.00 +1.50 <i>Note: FY26 allotments are based on Fall 2024 enrollment by Grade.</i>	Pre-School				60	81	+21			
	Kindergarten (21-24)	6.00	6.00		122	137	+15	22.8	144	7
	1st Grade (23-27)	5.00	5.00		125	131	+6	25.0	135	4
	2nd Grade (23-27)	5.00	6.00	+1.00	135	147	+12	27.0	162	15
	3rd Grade (23-27)	5.00	6.00	+1.00	115	154	+39	23.0	162	8
	4th Grade (25-28)	4.00	5.00	+1.00	108	121	+13	27.0	140	19
	5th Grade (25-28)	4.00	5.00	+1.00	98	115	+17	24.5	140	25
	6th Grade (25-28)									
	7th Grade (25-28)									
	8th Grade (25-28)									
Grades 9-12 (25-32)										
	EIP/REP	0.50	1.00	+0.50	763	886	+123	← Total Enrollment		
	ESOL	3.50	2.50	-1.00	MTSS Specialist			1.00		
	Gifted	3.00	4.00	+1.00	JROTC					
	Other Teachers (See Notes)	4.50	1.50	-3.00	GRASP Counseling Grant					
Instructional Allotment 5.75 No Change	Art	1.00	1.00		ESA			2.00		
	Music	2.00	2.00		SRO					
	Physical Education/Health	2.00	2.00		Campus Supervisor					
	Elementary Band/Strings	0.50	0.50		Horizon Funds					
	CTAE/Vocational				Notes: <u>Facility Information:</u> 118,911 sf 0 portables N RR portables 984 Cap. ES Area 2 DCSD#:190 GDOE#:2056 Non-Title I Total Regular Ed/GE for Position Control: 53.75 Other Teachers: IB Program +1.50 Teachers					
	In School Suspension									
Star Substitute	0.25	0.25								
Support Staff 8.53 No Change	Principal	1.00	1.00							
	Assistant Principal	2.00	2.00							
	Counselor	2.00	2.00							
	Media Specialist	1.00	1.00							
	School Psychologist	0.33	0.33							
	School Social Worker	0.20	0.20							
Clerical 4.00 No Change	School Nurse	1.00	1.00							
	LTSE	1.00	1.00							
	Secretary 12M Bookkeeper	1.00	1.00							
Custodial 6.00 No Change	Secretary 12M Registrar									
	Secretary 10M	2.00	2.00							
	Library Media Assistant	1.00	1.00							
Nutrition Labor Hrs 6.00 No Change	Plant Engineer				FY25 Notes IB Program: +1.50 Teachers District Balancing Adjustment: +3.00					
	Head Custodian	1.00	1.00							
	SNS Manager	1.00	1.00							
	SNS Assistant Manager									
Special Education 20.75 +2.25	Food Service Asst. (7hr)									
	Food Service Asst. (6hr)	4.00	4.00							
	Food Service Asst. (P/T)	1.00	1.00							
	Interrelated	8.00	10.00	+2.00						
	MID									
	MoID									
	SPID									
	Speech	1.50	0.75	-0.75						
	OT/PT		1.00	+1.00						
	Vision									
Special Education 20.75 +2.25	Hearing									
	Other Certified	3.00	3.00							
	Paras (.50 each)	6.00	6.00							
	Other Classified									

Fernbank Elementary School

Staff Allotments 2025-2026

Division of Finance
Budgets, Allotments &
Scheduling
06/11/2025



Allotments	Allotment Calculation Details				Enrollment			Allotted± Enrolled	AllottedX Max Size	Seats Rem
	Category	FY25	FY26	Change	2023	2024	Chg			
Teachers 27.50 No Change Note: FY26 allotments are based on Fall 2024 enrollment by Grade.	Pre-School				22	19	-3			
	Kindergarten (21-24)	4.00	3.00	-1.00	81	68	-13	22.7	72	4
	1st Grade (23-27)	4.00	4.00		83	98	+15	20.8	108	10
	2nd Grade (23-27)	4.00	4.00		84	89	+5	21.0	108	19
	3rd Grade (23-27)	4.00	4.00		84	89	+5	21.0	108	19
	4th Grade (25-28)	3.00	4.00	+1.00	79	88	+9	26.3	112	24
	5th Grade (25-28)	3.00	3.00		80	81	+1	26.7	84	3
	6th Grade (25-28)									
	7th Grade (25-28)									
	8th Grade (25-28)									
Grades 9-12 (25-32)										
Instructional Allotment 3.75 No Change	EIP/REP	1.00	1.00		513	532	+19	← Total Enrollment		
	ESOL	4.00	4.00		MTSS Specialist			1.00		
	Gifted	0.50	0.50		JROTC					
	Other Teachers (See Notes)				GRASP Counseling Grant					
	Art	1.00	1.00		ESA			1.00		
	Music	1.00	1.00		SRO					
	Physical Education/Health	1.00	1.00		Campus Supervisor					
	Elementary Band/Strings	0.50	0.50		Horizon Funds					
	CTAE/Vocational				Notes: <u>Facility Information:</u> 72,384 sf 0 portables N RR portables 672 Cap. ES Area 2 DCSD#:212 GDOE#:3057 Title I Total Regular Ed/GE for Position Control: 35.75					
	In School Suspension									
Star Substitute	0.25	0.25								
Support Staff 7.03 +0.50	Principal	1.00	1.00							
	Assistant Principal	1.00	1.00							
	Counselor	1.50	1.50							
	Media Specialist	1.00	1.00							
	School Psychologist	0.33	0.33							
Clerical 3.00 No Change	School Social Worker	0.20	0.20							
	School Nurse	1.00	1.00							
	LTSE	0.50	1.00	+0.50						
Custodial 4.00 No Change	Secretary 12M Bookkeeper	1.00	1.00							
	Secretary 12M Registrar									
	Secretary 10M	1.00	1.00							
Nutrition Labor Hrs 6.50 No Change	Library Media Assistant	1.00	1.00							
	Plant Engineer									
	Head Custodian	1.00	1.00							
Special Education 12.00 +0.50	Custodians	3.00	3.00							
	SNS Manager	0.50	0.50							
	SNS Assistant Manager	1.00	1.00							
	Food Service Asst. (7hr)									
	Food Service Asst. (6hr)	5.00	5.00							
	Food Service Asst. (P/T)									
	Interrelated	6.00	6.00							
	MID									
	MoID	2.00	2.00							
	SPID									
Speech		0.50	+0.50							
	OT/PT									
	Vision									
	Hearing									
	Other Certified									
	Paras (.50 each)	3.50	3.50							
	Other Classified									

FY25 Notes

Hambrick Elementary School

Staff Allotments 2025-2026

Division of Finance
Budgets, Allotments &
Scheduling
06/11/2025



Allotments	Allotment Calculation Details				Enrollment			Allotted± Enrolled	AllottedX Max Size	Seats Rem
	Category	FY25	FY26	Change	2023	2024	Chg			
Teachers 25.50 -21.00 <i>Note: FY26 allotments are based on Fall 2024 enrollment by Grade.</i>	Pre-School				54	41	-13			
	Kindergarten (21-24)	7.00	3.00	-4.00	151	68	-83	22.7	72	4
	1st Grade (23-27)	6.00	3.00	-3.00	157	77	-80	26.2	81	4
	2nd Grade (23-27)	5.00	3.00	-2.00	134	76	-58	26.8	81	5
	3rd Grade (23-27)	6.00	3.00	-3.00	142	65	-77	23.7	81	16
	4th Grade (25-28)	5.00	3.00	-2.00	135	66	-69	27.0	84	18
	5th Grade (25-28)	5.00	2.00	-3.00	136	54	-82	27.2	56	2
	6th Grade (25-28)									
	7th Grade (25-28)									
	8th Grade (25-28)									
	Grades 9-12 (25-32)									
	Instructional Allotment 3.75 -2.00	EIP/REP	2.00	2.00		909	447	-462	← Total Enrollment	
ESOL		9.00	6.00	-3.00	MTSS Specialist			1.00		
Gifted		0.50	0.50		JROTC					
Other Teachers (See Notes)		1.00		-1.00	GRASP Counseling Grant					
Art		1.00	1.00		ESA			1.00		
Music		2.00	1.00	-1.00	SRO					
Physical Education/Health		2.00	1.00	-1.00	Campus Supervisor					
Elementary Band/Strings		0.50	0.50		Horizon Funds					
CTAE/Vocational					Notes:					
In School Suspension					<u>Facility Information:</u> 72,668 sf 0 portables Y RR portables 768 Cap. ES Area 2 DCSD#:225 GDOE#:1059 Title I Total Regular Ed/GE for Position Control: 33.75 Enrollment and Allotments adjusted for Fall 2025 redistricting					
Support Staff 7.23 -1.00	Star Substitute	0.25	0.25		FY25 Notes					
	Principal	1.00	1.00		+1.00 teacher for 2nd Grade, +1.00 for increased EL 2/9/24					
	Assistant Principal	2.00	1.00	-1.00						
	Counselor	2.00	1.50	-0.50						
	Media Specialist	1.00	1.00							
	School Psychologist	0.33	0.33							
	School Social Worker	0.40	0.40							
Clerical 3.00 -1.00	School Nurse	1.00	1.00							
	LTSE	0.50	1.00	+0.50						
	Secretary 12M Bookkeeper	1.00	1.00							
	Secretary 12M Registrar									
Custodial 7.00 <i>No Change</i>	Secretary 10M	2.00	1.00	-1.00						
	Library Media Assistant	1.00	1.00							
	Plant Engineer									
Nutrition Labor Hrs 3.50 -4.00	Head Custodian	1.00	1.00							
	Custodians	6.00	6.00							
	SNS Manager	1.00	0.50	-0.50						
	SNS Assistant Manager	1.00	1.00							
	Food Service Asst. (7hr)	1.00	1.00							
Special Education 15.00 -0.50	Food Service Asst. (6hr)	5.00	1.00	-4.00						
	Food Service Asst. (P/T)									
	Interrelated	7.00	7.00							
	MID									
	MoID									
	SPID									
	Speech	1.00	1.00							
	OT/PT									
	Vision									
	Hearing									
Other Classified	Other Certified	3.00	3.00							
	Paras (.50 each)	4.50	4.00	-0.50						
	Other Classified									

Idlewood Elementary School

Staff Allotments 2025-2026

Division of Finance
 Budgets, Allotments &
 Scheduling
 06/11/2025



		Allotments			Enrollment			Allotted±	AllottedX	Seats Rem
	Category	FY25	FY26	Change	2023	2024	Chg	Enrolled	Max Size	
	Total				870	964	+94	23.78	966	+77
Teachers	Pre-School				44	75	+31			
	Kindergarten (21-24)	6.00	6.00		128	134	+6	22.3	144	+10
56.50	1st Grade (23-27)	6.00	6.00		136	158	+22	22.7	162	+4
	2nd Grade (23-27)	6.00	6.00		147	144	-3	24.5	162	+18
+3.00	3rd Grade (23-27)	6.00	6.00		149	148	-1	24.8	162	+14
	4th Grade (25-28)	6.00	6.00		145	156	+11	24.2	168	+12
<i>Note: FY26 allotments are based on Fall 2024 enrollment by Grade.</i>	5th Grade (25-28)	5.00	6.00	+1.00	121	149	+28	24.2	168	+19
	6th Grade (25-28)									
	7th Grade (25-28)									
	8th Grade (25-28)									
	Grades 9-12 (25-30)									
	EIP/REP	2.00	2.00		Notes FY26 Notes: 3hr Food Service Assistant					
	ESOL	16.00	18.00	+2.00						
	Gifted	0.50	0.50							
Other Teachers (See Notes)										
Instructional Allotment 5.75	Art	1.00	1.00		FY25 Notes: School Information: ES Area 2 DCSD#:230 GDOE#:2059 Title I Facility Information: 151,000 sf 0 portables N RR portables 1224 Cap. MTSS Specialist 1 JROTC 0 GRASP Counseling Grant 0 ESA 2.00 SRO Campus Supervisor Horizon Funds					
	Music	2.00	2.00							
No Change	Physical Education/Health	2.00	2.00							
	Elementary Band/Strings	0.50	0.50							
Special Education 12.25	CTAE/Vocational									
	In School Suspension									
+0.25	Star Substitute	0.25	0.25							
	Interrelated	5.00	5.00							
+0.25	MID									
	MoID	1.00	1.00							
+0.25	SPID									
	Speech		0.25	+0.25						
+0.25	OT/PT									
	Vision									
+0.25	Hearing									
	Other Certified	2.00	2.00							
+0.25	Paras (.50 each)	4.00	4.00							
	Other Classified									
Support Staff 8.93	Principal	1.00	1.00							
	Assistant Principal	2.00	2.00							
+0.50	Counselor	2.00	2.00							
	Media Specialist	1.00	1.00							
+0.50	School Psychologist	0.33	0.33							
	School Social Worker	0.60	0.60							
+0.50	School Nurse	1.00	1.00							
	LTSE	0.50	1.00	+0.50						
Clerical 4.00	Secretary 12M Bookkeeper	1.00	1.00							
	Secretary 12M Registrar									
No Change	Secretary 10M	2.00	2.00							
Custodial 8.00	Library Media Assistant	1.00	1.00							
	Plant Engineer	1.00	1.00							
No Change	Head Custodian	1.00	1.00							
	Custodians	6.00	6.00							
Nutrition Labor Hrs 9.00	SNS Manager	1.00	1.00							
	SNS Assistant Manager	1.00	1.00							
-1.00	Food Service Asst. (7hr)	1.00	1.00							
	Food Service Asst. (6hr)	6.00	6.00							
	Food Service Asst. (P/T)	1.00		-1.00						

Indian Creek Elementary School

Staff Allotments 2025-2026

Division of Finance
Budgets, Allotments &
Scheduling
02/10/2025



Allotments	Allotment Calculation Details				Enrollment			Allotted± Enrolled	AllottedX Max Size	Seats Rem
	Category	FY25	FY26	Change	2023	2024	Chg			
Teachers 43.50 +1.00 <i>Note: FY26 allotments are based on Fall 2024 enrollment by Grade.</i>	Pre-School				55	52	-3			
	Kindergarten (21-24)	6.00	6.00		139	135	-4	22.5	144	9
	1st Grade (23-27)	5.00	5.00		130	134	+4	26.0	135	1
	2nd Grade (23-27)	5.00	5.00		126	120	-6	25.2	135	15
	3rd Grade (23-27)	5.00	5.00		133	114	-19	26.6	135	21
	4th Grade (25-28)	5.00	5.00		113	128	+15	22.6	140	12
	5th Grade (25-28)	4.00	4.00		112	106	-6	28.0	112	6
	6th Grade (25-28)									
	7th Grade (25-28)									
	8th Grade (25-28)									
Grades 9-12 (25-32)										
	EIP/REP	2.00	2.00		808	789	-19	← Total Enrollment		
	ESOL	10.00	11.00	+1.00	MTSS Specialist			1.00		
	Gifted	0.50	0.50		JROTC					
	Other Teachers (See Notes)				GRASP Counseling Grant					
Instructional Allotment 5.75 No Change	Art	1.00	1.00		ESA			1.00		
	Music	2.00	2.00		SRO					
	Physical Education/Health	2.00	2.00		Campus Supervisor					
	Elementary Band/Strings	0.50	0.50		Horizon Funds					
	CTAE/Vocational				Notes: <u>Facility Information:</u> 71,924 sf 3 portables N RR portables 696 Cap. ES Area 2 DCSD#:232 GDOE#:3059 Title I Total Regular Ed/GE for Position Control: 55.25 Music: Keep 2nd Teacher, revisit during district balancing PE: Keep 2nd Teacher, revisit during district balancing Custodians: +4.00 custodian for high utilization					
	In School Suspension									
Star Substitute	0.25	0.25								
Support Staff 8.73 +0.50	Principal	1.00	1.00							
	Assistant Principal	2.00	2.00							
	Counselor	2.00	2.00							
	Media Specialist	1.00	1.00							
	School Psychologist	0.33	0.33							
	School Social Worker	0.40	0.40							
Clerical 3.00 No Change	School Nurse	1.00	1.00							
	LTSE	0.50	1.00	+0.50						
	Secretary 12M Bookkeeper	1.00	1.00							
Custodial 5.00 -1.00	Secretary 12M Registrar									
	Secretary 10M	1.00	1.00							
	Library Media Assistant	1.00	1.00							
Nutrition Labor Hrs 4.50 -1.00	Plant Engineer									
	Head Custodian	1.00	1.00							
	Custodians	5.00	4.00	-1.00						
	SNS Manager	0.50	0.50							
	SNS Assistant Manager									
Special Education 11.00 +2.00	Food Service Asst. (7hr)									
	Food Service Asst. (6hr)	5.00	4.00	-1.00						
	Food Service Asst. (P/T)									
	Interrelated	4.00	5.00	+1.00						
	MID									
	MoID									
	SPID									
	Speech		1.00	+1.00						
	OT/PT									
	Vision									
	Hearing									
	Other Certified	2.00	2.00							
	Paras (.50 each)	3.00	3.00							
	Other Classified									

Jolly Elementary School

Staff Allotments 2025-2026

Division of Finance
Budgets, Allotments &
Scheduling
06/11/2025




Allotments	Allotment Calculation Details				Enrollment			Allotted± Enrolled	AllottedX Max Size	Seats Rem
	Category	FY25	FY26	Change	2023	2024	Chg			
Teachers 22.50 +0.50	Pre-School				44	40	-4			
	Kindergarten (21-24)	3.00	3.00		60	66	+6	22.0	72	6
	1st Grade (23-27)	3.00	3.00		65	66	+1	21.7	81	15
	2nd Grade (23-27)	3.00	3.00		67	62	-5	22.3	81	19
	3rd Grade (23-27)	3.00	3.00		68	65	-3	22.7	81	16
	4th Grade (25-28)	3.00	3.00		69	71	+2	23.0	84	13
	5th Grade (25-28)	3.00	3.00		67	67		22.3	84	17
	6th Grade (25-28)									
	7th Grade (25-28)									
	8th Grade (25-28)									
Note: FY26 allotments are based on Fall 2024 enrollment by Grade.										
Instructional Allotment 3.75 <i>No Change</i>	EIP/REP	0.50	1.00	+0.50	440	437	-3	← Total Enrollment		
	ESOL	2.50	2.50		MTSS Specialist			1.00		
	Gifted	1.00	1.00		JROTC					
	Other Teachers (See Notes)				GRASP Counseling Grant					
	Art	1.00	1.00		ESA			1.00		
	Music	1.00	1.00		SRO					
	Physical Education/Health	1.00	1.00		Campus Supervisor					
	Elementary Band/Strings	0.50	0.50		Horizon Funds					
	CTAE/Vocational				Notes:					
	In School Suspension				Facility Information:					
Star Substitute	0.25	0.25		58,384 sf 0 portables N RR portables 504 Cap. ES Area 2 DCSD#:250 GDOE#:4060 Title I						
Support Staff 7.23 +0.50	Principal	1.00	1.00		Total Regular Ed/GE for Position Control: 30.75					
	Assistant Principal	1.00	1.00							
	Counselor	1.50	1.50							
	Media Specialist	1.00	1.00							
	School Psychologist	0.33	0.33							
	School Social Worker	0.40	0.40		EIP: +0.50 per MH 2/12/2025					
	School Nurse	1.00	1.00							
LTSE	0.50	1.00	+0.50							
Clerical 3.00 <i>No Change</i>	Secretary 12M Bookkeeper	1.00	1.00							
	Secretary 12M Registrar									
	Secretary 10M	1.00	1.00							
Custodial 3.00 <i>No Change</i>	Library Media Assistant	1.00	1.00							
	Plant Engineer				FY25 Notes					
	Head Custodian	1.00	1.00							
Nutrition Labor Hrs 3.50 <i>No Change</i>	Custodians	2.00	2.00							
	SNS Manager	0.50	0.50							
	SNS Assistant Manager	1.00	1.00							
	Food Service Asst. (7hr)									
	Food Service Asst. (6hr)	2.00	2.00							
Special Education 17.50 +3.25	Food Service Asst. (P/T)									
	Interrelated	6.00	8.00	+2.00						
	MID	2.00	2.00							
	MoID									
	SPID									
	Speech	0.75	0.50	-0.25						
	OT/PT		1.00	+1.00						
	Vision	1.00	1.00							
	Hearing									
	Other Certified									
Paras (.50 each)	4.50	5.00	+0.50							
Other Classified										


Laurel Ridge Elementary School

Staff Allotments 2025-2026

Division of Finance
Budgets, Allotments &
Scheduling
06/11/2025



Allotments	Allotment Calculation Details				Enrollment			Allotted± Enrolled	AllottedX Max Size	Seats Rem
	Category	FY25	FY26	Change	2023	2024	Chg			
Teachers 22.00 No Change Note: FY26 allotments are based on Fall 2024 enrollment by Grade.	Pre-School				29	30	+1			
	Kindergarten (21-24)	3.00	3.00		68	60	-8	20.0	72	12
	1st Grade (23-27)	3.00	3.00		64	63	-1	21.3	81	18
	2nd Grade (23-27)	3.00	3.00		58	61	+3	19.3	81	20
	3rd Grade (23-27)	3.00	3.00		58	65	+7	19.3	81	16
	4th Grade (25-28)	3.00	2.00	-1.00	58	45	-13	19.3	56	11
	5th Grade (25-28)	2.00	3.00	+1.00	43	59	+16	21.5	84	25
	6th Grade (25-28)									
	7th Grade (25-28)									
	8th Grade (25-28)									
Grades 9-12 (25-32)										
Instructional Allotment 3.25 No Change	EIP/REP	0.50	0.50		378	383	+5	← Total Enrollment		
	ESOL	2.50	2.50					MTSS Specialist 1.00		
	Gifted	0.50	1.00	+0.50				JROTC		
	Other Teachers (See Notes)	1.50	1.00	-0.50				GRASP Counseling Grant		
	Art	0.50	0.50					ESA 1.00		
	Music	1.00	1.00					SRO		
	Physical Education/Health	1.00	1.00					Campus Supervisor		
	Elementary Band/Strings	0.50	0.50					Horizon Funds		
	CTAE/Vocational							Notes: Facility Information: 40,414 sf 8 portables N RR portables 312 Cap. ES Area 2 DCSD#:256 GDOE#:1061 Title I Total Regular Ed/GE for Position Control: 29.25 Other Teachers: +1.00 for under-sized classrooms and high utilization Gifted: +0.5 for full teacher per MH 2/12/2025 Custodians: 3 custodians = 1.00 + 1.00 (portables) + 1.00 (high utilization)		
	In School Suspension									
Star Substitute	0.25	0.25		FY25 Notes +0.5 ESOL for increased EL and +0.5 Gifted to keep teacher 2/9/24						
Support Staff 6.53 +0.50	Principal	1.00	1.00		Livsey Elementary School Staff Allotments 2025-2026 Division of Finance Budgets, Allotments & Scheduling 06/11/2025					
	Assistant Principal	1.00	1.00							
	Counselor	1.00	1.00							
	Media Specialist	1.00	1.00							
	School Psychologist	0.33	0.33							
	School Social Worker	0.20	0.20							
	School Nurse	1.00	1.00							
Clerical 3.00 +0.50	Secretary 12M Bookkeeper	1.00	1.00							
	Secretary 12M Registrar									
	Secretary 10M	1.00	1.00							
Custodial 4.00 No Change	Library Media Assistant	0.50	1.00	+0.50						
	Plant Engineer									
	Head Custodian	1.00	1.00							
Nutrition Labor Hrs 4.00 No Change	Custodians	3.00	3.00							
	SNS Manager	0.50	1.00	+0.50						
	SNS Assistant Manager	1.00	1.00							
	Food Service Asst. (7hr)									
	Food Service Asst. (6hr)	2.00	2.00							
Special Education 19.25 +4.25	Food Service Asst. (P/T)									
	Interrelated	7.00	9.00	+2.00						
	MID									
	MoID									
	SPID									
	Speech		0.25	+0.25						
	OT/PT		1.00	+1.00						
	Vision									
	Hearing									
	Other Certified	2.00	2.00							
Paras (.50 each)	6.00	7.00	+1.00							
Other Classified										

Allotments	Allotment Calculation Details				Enrollment			Allotted± Enrolled	AllottedX Max Size	Seats Rem
	Category	FY25	FY26	Change	2023	2024	Chg			
Teachers 18.50 +0.50 <i>Note: FY26 allotments are based on Fall 2024 enrollment by Grade.</i>	Pre-School				28	28				
	Kindergarten (21-24)	2.00	2.00		41	45	+4	22.5	48	3
	1st Grade (23-27)	3.00	2.00	-1.00	55	51	-4	18.3	54	3
	2nd Grade (23-27)	2.00	3.00	+1.00	52	58	+6	26.0	81	23
	3rd Grade (23-27)	2.00	2.00		32	54	+22	16.0	54	0
	4th Grade (25-28)	2.00	2.00		49	38	-11	24.5	56	18
	5th Grade (25-28)	2.00	2.00		55	55		27.5	56	1
	6th Grade (25-28)									
	7th Grade (25-28)									
	8th Grade (25-28)									
Grades 9-12 (25-32)										
Instructional Allotment 3.25 No Change	EIP/REP	1.50	2.00	+0.50	312	329	+17	← Total Enrollment		
	ESOL	3.00	3.00		MTSS Specialist			1.00		
	Gifted	0.50	0.50		JROTC					
	Other Teachers (See Notes)				GRASP Counseling Grant					
	Art	0.50	0.50		ESA			1.00		
Support Staff 6.53 +0.50	Music	1.00	1.00		SRO					
	Physical Education/Health	1.00	1.00		Campus Supervisor					
	Elementary Band/Strings	0.50	0.50		Horizon Funds					
	CTAE/Vocational				Notes:					
	In School Suspension				<p style="text-align: center;"><u>Facility Information:</u> 58,843 sf 0 portables N RR portables 528 Cap. ES Area 2 DCSD#:260 GDOE#:2061 Title I</p> <p style="text-align: center;">Total Regular Ed/GE for Position Control: 25.75</p>					
Clerical 3.00 No Change	Star Substitute	0.25	0.25		FY25 Notes					
	Principal	1.00	1.00		(+ 1.0 to Support EIP. Met w/ team on 06/24/24.)					
	Assistant Principal	1.00	1.00		<div style="text-align: center;"> <h2>McLendon Elementary School</h2> <h3>Staff Allotments 2025-2026</h3> <p>Division of Finance Budgets, Allotments & Scheduling 06/11/2025</p>  </div>					
Counselor	1.00	1.00								
Media Specialist	1.00	1.00								
School Psychologist	0.33	0.33								
School Social Worker	0.20	0.20								
School Nurse	1.00	1.00								
LTSE	0.50	1.00	+0.50							
Custodial 3.00 No Change	Secretary 12M Bookkeeper	1.00	1.00							
	Secretary 12M Registrar									
	Secretary 10M	1.00	1.00							
Nutrition Labor Hrs 3.50 No Change	Library Media Assistant	1.00	1.00							
	Plant Engineer									
	Head Custodian	1.00	1.00							
	Custodians	2.00	2.00							
Special Education 16.50 -0.50	SNS Manager	0.50	0.50							
	SNS Assistant Manager									
	Food Service Asst. (7hr)	1.00	1.00							
	Food Service Asst. (6hr)	2.00	2.00							
	Food Service Asst. (P/T)									
	Interrelated	5.00	5.00							
	MID	1.00	1.00							
	MoID	2.00	2.00							
	SPID									
	Speech	1.00	0.50	-0.50						
OT/PT		1.00	+1.00							
Other Certified Paras (.50 each) Other Classified	Vision									
	Hearing									
	Other Certified	2.00	1.00	-1.00						
	Paras (.50 each)	6.00	6.00							

Allotments	Allotment Calculation Details				Enrollment			Allotted± Enrolled	AllottedX Max Size	Seats Rem
	Category	FY25	FY26	Change	2023	2024	Chg			
Teachers 24.00 No Change Note: FY26 allotments are based on Fall 2024 enrollment by Grade.	Pre-School				22	20	-2			
	Kindergarten (21-24)	3.00	3.00		61	57	-4	19.0	72	15
	1st Grade (23-27)	3.00	3.00		76	76		25.3	81	5
	2nd Grade (23-27)	3.00	3.00		67	73	+6	22.3	81	8
	3rd Grade (23-27)	3.00	3.00		59	64	+5	19.7	81	17
	4th Grade (25-28)	3.00	3.00		65	55	-10	21.7	84	29
	5th Grade (25-28)	3.00	3.00		58	66	+8	19.3	84	18
	6th Grade (25-28)									
	7th Grade (25-28)									
	8th Grade (25-28)									
Grades 9-12 (25-32)										
Instructional Allotment 3.75 No Change	EIP/REP	1.00	1.00		408	411	+3	← Total Enrollment		
	ESOL	3.00	3.00		MTSS Specialist			1.00		
	Gifted	0.50	0.50		JROTC					
	Other Teachers (See Notes)	1.50	1.50		GRASP Counseling Grant					
	Art	1.00	1.00		ESA			1.00		
	Music	1.00	1.00		SRO					
	Physical Education/Health	1.00	1.00		Campus Supervisor					
Elementary Band/Strings	0.50	0.50		Horizon Funds						
CTAE/Vocational				Notes:						
In School Suspension				Facility Information:						
Star Substitute	0.25	0.25		60,855 sf 0 portables N RR portables 552 Cap. ES Area 2 DCSD#:270 GDOE#:2062 Title I						
Support Staff 7.03 +0.50	Principal	1.00	1.00		Total Regular Ed/GE for Position Control: 32.25					
	Assistant Principal	1.00	1.00							
	Counselor	1.50	1.50							
	Media Specialist	1.00	1.00							
	School Psychologist	0.33	0.33							
	School Social Worker	0.20	0.20							
School Nurse	1.00	1.00		Other Teachers: IB Program +1.50						
LTSE	0.50	1.00	+0.50	4th Grade: +1.00 because of enrollment forecast growthm to be revisited during district balancing.						
Clerical 3.00 +0.50	Secretary 12M Bookkeeper	1.00	1.00		FY25 Notes					
	Secretary 12M Registrar									
	Secretary 10M	1.00	1.00							
Custodial 3.00 No Change	Library Media Assistant	0.50	1.00	+0.50	Midvale Elementary School Staff Allotments 2025-2026 Division of Finance Budgets, Allotments & Scheduling 06/11/2025					
	Plant Engineer									
	Head Custodian	1.00	1.00							
Nutrition Labor Hrs 3.50 No Change	Custodians	2.00	2.00		DeKalb County School District					
	SNS Manager	0.50	0.50							
	SNS Assistant Manager	1.00	1.00							
	Food Service Asst. (7hr)									
	Food Service Asst. (6hr)	2.00	2.00							
Special Education 23.00 +4.00	Food Service Asst. (P/T)				200					
	Interrelated	8.00	10.00	+2.00						
	MID	1.00	1.00							
	MoID	2.00	2.00							
	SPID									
	Speech	1.00	1.50	+0.50						
	OT/PT		1.00	+1.00						
	Vision									
	Hearing									
	Other Certified									
Paras (.50 each)	7.00	7.50	+0.50							
Other Classified										

Allotments	Allotment Calculation Details				Enrollment			Allotted± Enrolled	AllottedX Max Size	Seats Rem
	Category	FY25	FY26	Change	2023	2024	Chg			
Teachers 42.50 No Change Note: FY26 allotments are based on Fall 2024 enrollment by Grade.	Pre-School				35	41	+6			
	Kindergarten (21-24)	6.00	6.00		141	124	-17	20.7	144	20
	1st Grade (23-27)	6.00	5.00	-1.00	152	132	-20	25.3	135	3
	2nd Grade (23-27)	6.00	6.00		154	160	+6	25.7	162	2
	3rd Grade (23-27)	6.00	6.00		140	157	+17	23.3	162	5
	4th Grade (25-28)	6.00	5.00	-1.00	165	134	-31	27.5	140	6
	5th Grade (25-28)	6.00	6.00		153	146	-7	25.5	168	22
	6th Grade (25-28)									
	7th Grade (25-28)									
	8th Grade (25-28)									
Grades 9-12 (25-32)										
	EIP/REP	2.00	2.00		940	894	-46	← Total Enrollment		
	ESOL	4.00	5.00	+1.00	MTSS Specialist			1.00		
	Gifted	0.50	0.50		JROTC					
	Other Teachers (See Notes)		1.00	+1.00	GRASP Counseling Grant					
Instructional Allotment 5.75 No Change	Art	1.00	1.00		ESA			2.00		
	Music	2.00	2.00		SRO					
	Physical Education/Health	2.00	2.00		Campus Supervisor					
	Elementary Band/Strings	0.50	0.50		Horizon Funds					
	CTAE/Vocational				Notes: <u>Facility Information:</u> 118,911 sf 0 portables N RR portables 984 Cap. ES Area 2 DCSD#:344 GDOE#:0272 Title I Total Regular Ed/GE for Position Control: 54.25 Other Teachers: DLI Program +1.00					
	In School Suspension									
Star Substitute	0.25	0.25								
Support Staff 8.73 No Change	Principal	1.00	1.00							
	Assistant Principal	2.00	2.00							
	Counselor	2.00	2.00							
	Media Specialist	1.00	1.00							
	School Psychologist	0.33	0.33							
	School Social Worker	0.40	0.40							
Clerical 4.00 No Change	School Nurse	1.00	1.00							
	LTSE	1.00	1.00							
	Secretary 12M Bookkeeper	1.00	1.00							
Custodial 6.00 No Change	Secretary 12M Registrar									
	Secretary 10M	2.00	2.00							
	Library Media Assistant	1.00	1.00							
Nutrition Labor Hrs 8.00 -1.00	Plant Engineer				FY25 Notes DLI Program: +1.00 Teachers District Balancing Adjustment: -1.00					
	Head Custodian	1.00	1.00							
	SNS Manager	1.00	1.00							
	SNS Assistant Manager									
Special Education 20.00 -0.50	Food Service Asst. (7hr)		1.00	+1.00						
	Food Service Asst. (6hr)	8.00	6.00	-2.00						
	Food Service Asst. (P/T)									
	Interrelated	7.00	7.00							
	MID	2.00	2.00							
	MoID									
	SPID	2.00	2.00							
	Speech	1.00		-1.00						
	OT/PT									
	Vision									
Hearing Other Certified Paras (.50 each) Other Classified	Hearing									
	Other Certified	2.00	2.00							
	Paras (.50 each)	6.50	7.00	+0.50						
	Other Classified									

Rockbridge Elementary School

Staff Allotments 2025-2026

Division of Finance
Budgets, Allotments &
Scheduling
06/11/2025







Allotments	Allotment Calculation Details				Enrollment			Allotted± Enrolled	AllottedX Max Size	Seats Rem
	Category	FY25	FY26	Change	2023	2024	Chg			
Teachers 48.00 +19.50 <i>Note: FY26 allotments are based on Fall 2024 enrollment by Grade.</i>	Pre-School				42	55	+13			
	Kindergarten (21-24)	4.00	7.00	+3.00	79	147	+68	21.0	168	21
	1st Grade (23-27)	4.00	6.00	+2.00	86	156	+70	21.5	162	6
	2nd Grade (23-27)	4.00	6.00	+2.00	88	159	+71	22.0	162	3
	3rd Grade (23-27)	3.00	7.00	+4.00	75	164	+89	25.0	189	25
	4th Grade (25-28)	4.00	5.00	+1.00	85	140	+55	21.3	140	0
	5th Grade (25-28)	3.00	6.00	+3.00	81	154	+73	27.0	168	14
	6th Grade (25-28)									
	7th Grade (25-28)									
	8th Grade (25-28)									
	Grades 9-12 (25-32)									
	Instructional Allotment 5.75 +2.00	EIP/REP	1.00	2.00	+1.00	536	975	+439	← Total Enrollment	
ESOL		5.00	8.00	+3.00	MTSS Specialist			1.00		
Gifted		0.50	1.00	+0.50	JROTC					
Other Teachers (See Notes)					GRASP Counseling Grant					
Art		1.00	1.00		ESA			2.00		
Music		1.00	2.00	+1.00	SRO					
Physical Education/Health		1.00	2.00	+1.00	Campus Supervisor					
Support Staff 9.23 +2.50	Elementary Band/Strings	0.50	0.50		Horizon Funds					
	CTAE/Vocational				Notes:					
	In School Suspension				<u>Facility Information:</u> 118,911 sf 0 portables N RR portables 984 Cap. ES Area 2 DCSD#:398 GDOE#:3067 Title I					
	Star Substitute	0.25	0.25		Total Regular Ed/GE for Position Control: 60.25					
	Principal	1.00	1.00		Allotments and K-5 Enrollment added for pending redistricting for Fall 2025 (approved Feb 25)					
	Assistant Principal	1.00	2.00	+1.00	Counselor: Added 0.50 Counselor to support transition from IES, FY26 only.					
	Counselor	1.50	2.50	+1.00	FY25 Notes					
Clerical 4.00 +1.00	Media Specialist	1.00	1.00		<h2 style="text-align: center;">Smoke Rise Elementary School</h2> <h3 style="text-align: center;">Staff Allotments 2025-2026</h3> <p style="text-align: center;"> Division of Finance Budgets, Allotments & Scheduling 06/11/2025 </p>					
	School Psychologist	0.33	0.33							
	School Social Worker	0.40	0.40							
Custodial 6.00 <i>No Change</i>	School Nurse	1.00	1.00							
	LTSE	0.50	1.00	+0.50						
	Secretary 12M Bookkeeper	1.00	1.00							
Nutrition Labor Hrs 10.00 +5.00	Secretary 12M Registrar									
	Secretary 10M	1.00	2.00	+1.00						
	Library Media Assistant	1.00	1.00							
	Plant Engineer									
	Head Custodian	1.00	1.00							
Special Education 12.50 +2.50	Custodians	5.00	5.00							
	SNS Manager	0.50	1.00	+0.50						
	SNS Assistant Manager	1.00	1.00							
	Food Service Asst. (7hr)		2.00	+2.00						
	Food Service Asst. (6hr)	3.00	6.00	+3.00						
	Food Service Asst. (P/T)									
	Interrelated	5.00	6.00	+1.00						
	MID	2.00	2.00							
	MoID									
	SPID									
Other Classified 3.50 +0.50	Speech		1.00	+1.00						
	OT/PT									
	Vision									
	Hearing									
	Other Certified									
Other Classified 3.00 +0.50	Paras (.50 each)	3.00	3.50	+0.50						
	Other Classified									

Elementary School Area 3



DeKalb County
School District

Allotments	Allotment Calculation Details				Enrollment			Allotted± Enrolled	AllottedX Max Size	Seats Rem
	Category	FY25	FY26	Change	2023	2024	Chg			
Teachers 30.50 No Change Note: FY26 allotments are based on Fall 2024 enrollment by Grade.	Pre-School				45	50	+5			
	Kindergarten (21-24)	5.00	4.00	-1.00	106	88	-18	22.0	96	8
	1st Grade (23-27)	4.00	4.00		93	104	+11	23.3	108	4
	2nd Grade (23-27)	3.00	4.00	+1.00	75	96	+21	25.0	108	12
	3rd Grade (23-27)	4.00	4.00		82	82		20.5	108	26
	4th Grade (25-28)	4.00	4.00		90	101	+11	22.5	112	11
	5th Grade (25-28)	4.00	4.00		97	92	-5	24.3	112	20
	6th Grade (25-28)									
	7th Grade (25-28)									
	8th Grade (25-28)									
Grades 9-12 (25-32)										
Instructional Allotment 3.75 No Change	EIP/REP	1.00	1.00		588	613	+25	← Total Enrollment		
	ESOL	5.00	5.00		MTSS Specialist			1.00		
	Gifted	0.50	0.50		JROTC					
	Other Teachers (See Notes)				GRASP Counseling Grant					
	Art	1.00	1.00		ESA			1.00		
Support Staff 7.03 +0.50	Music	1.00	1.00		SRO					
	Physical Education/Health	1.00	1.00		Campus Supervisor					
	Elementary Band/Strings	0.50	0.50		Horizon Funds					
	CTAE/Vocational				Notes:					
	In School Suspension				<p style="text-align: center;"><u>Facility Information:</u> 66,810 sf 3 portables N RR portables 696 Cap. ES Area 3 DCSD#:108 GDOE#:2050 Title I</p> <p style="text-align: center;">Total Regular Ed/GE for Position Control: 38.75</p>					
Clerical 3.00 No Change	Star Substitute	0.25	0.25		FY25 Notes					
	Principal	1.00	1.00							
	Assistant Principal	1.00	1.00							
	Counselor	1.50	1.50							
Custodial 3.00 No Change	Media Specialist	1.00	1.00		Allgood Elementary School Staff Allotments 2025-2026 Division of Finance Budgets, Allotments & Scheduling 06/11/2025					
	School Psychologist	0.33	0.33							
	School Social Worker	0.20	0.20							
Nutrition Labor Hrs 6.00 -1.00	School Nurse	1.00	1.00							
	LTSE	0.50	1.00	+0.50						
	Secretary 12M Bookkeeper	1.00	1.00							
	Secretary 12M Registrar									
Special Education 8.00 -0.50	Secretary 10M	1.00	1.00							
	Library Media Assistant	1.00	1.00							
	Plant Engineer									
	Head Custodian	1.00	1.00							
	Custodians	2.00	2.00							
	SNS Manager	1.00	1.00							
	SNS Assistant Manager									
	Food Service Asst. (7hr)									
	Food Service Asst. (6hr)	6.00	5.00	-1.00						
	Food Service Asst. (P/T)									
Special Education 8.00 -0.50	Interrelated	3.00	3.00							
	MID									
	MoID									
	SPID									
	Speech		0.50	+0.50						
	OT/PT									
	Vision									
	Hearing									
Special Education 8.00 -0.50	Other Certified	2.00	2.00							
	Paras (.50 each)	3.50	2.50	-1.00						
	Other Classified									

Allotments	Allotment Calculation Details				Enrollment			Allotted± Enrolled	AllottedX Max Size	Seats Rem
	Category	FY25	FY26	Change	2023	2024	Chg			
Teachers 36.50 -1.00 <i>Note: FY26 allotments are based on Fall 2024 enrollment by Grade.</i>	Pre-School				52	51	-1			
	Kindergarten (21-24)	6.00	6.00		136	137	+1	22.8	144	7
	1st Grade (23-27)	6.00	5.00	-1.00	148	115	-33	24.7	135	20
	2nd Grade (23-27)	6.00	6.00		136	139	+3	22.7	162	23
	3rd Grade (23-27)	5.00	5.00		130	124	-6	26.0	135	11
	4th Grade (25-28)	6.00	5.00	-1.00	143	131	-12	23.8	140	9
	5th Grade (25-28)	6.00	5.00	-1.00	156	133	-23	26.0	140	7
	6th Grade (25-28)									
	7th Grade (25-28)									
	8th Grade (25-28)									
	Grades 9-12 (25-32)									
Instructional Allotment 5.75 No Change	EIP/REP	2.00	2.00		901	830	-71	← Total Enrollment		
	ESOL	1.00	1.00		MTSS Specialist			1.00		
	Gifted	0.50	0.50		JROTC					
	Other Teachers (See Notes)	-1.00	1.00	+2.00	GRASP Counseling Grant					
	Art	1.00	1.00		ESA			2.00		
	Music	2.00	2.00		SRO					
	Physical Education/Health	2.00	2.00		Campus Supervisor					
Elementary Band/Strings	0.50	0.50		Horizon Funds						
CTAE/Vocational				Notes:						
In School Suspension				<p style="text-align: center;"><u>Facility Information:</u></p> <p style="text-align: center;">118,911 sf 0 portables N RR portables 984 Cap. ES Area 3 DCSD#:160 GDOE#:1103 Title I</p> <p style="text-align: center;">Total Regular Ed/GE for Position Control: 48.25</p> <p style="text-align: center;">Other Teachers: 1.00 for DLI Program Other Teachers: zeroed out -1.00 taken during district balancing (FY25)</p>						
Star Substitute	0.25	0.25		FY25 Notes						
Support Staff 8.73 +0.50	Principal	1.00	1.00		DLI Program: +1.00 Teacher District Balancing Adjustment: -2.00					
	Assistant Principal	2.00	2.00							
	Counselor	2.00	2.00							
	Media Specialist	1.00	1.00							
	School Psychologist	0.33	0.33							
School Social Worker	0.40	0.40								
School Nurse	1.00	1.00								
LTSE	0.50	1.00	+0.50							
Clerical 4.00 No Change	Secretary 12M Bookkeeper	1.00	1.00							
	Secretary 12M Registrar									
	Secretary 10M	2.00	2.00							
Library Media Assistant	1.00	1.00								
Custodial 6.00 No Change	Plant Engineer									
	Head Custodian	1.00	1.00							
	Custodians	5.00	5.00							
Nutrition Labor Hrs 9.00 No Change	SNS Manager	1.00	1.00							
	SNS Assistant Manager									
	Food Service Asst. (7hr)	1.00	1.00							
	Food Service Asst. (6hr)	7.00	7.00							
Food Service Asst. (P/T)										
Special Education 9.00 -1.00	Interrelated	4.00	4.00							
	MID									
	MoID									
	SPID									
	Speech	0.50	0.50							
	OT/PT									
	Vision									
	Hearing									
	Other Certified	2.00	2.00							
	Paras (.50 each)	3.50	2.50	-1.00						
Other Classified										

Barack Obama Elementary Magnet School of Tech

Staff Allotments 2025-2026

Division of Finance
Budgets, Allotments &
Scheduling
06/11/2025







Allotments	Allotment Calculation Details				Enrollment			Allotted± Enrolled	AllottedX Max Size	Seats Rem
	Category	FY25	FY26	Change	2023	2024	Chg			
Teachers 17.50 No Change Note: FY26 allotments are based on Fall 2024 enrollment by Grade.	Pre-School				26	32	+6			
	Kindergarten (21-24)	3.00	3.00		58	64	+6	21.3	72	8
	1st Grade (23-27)	3.00	2.00	-1.00	57	52	-5	19.0	54	2
	2nd Grade (23-27)	2.00	3.00	+1.00	50	62	+12	25.0	81	19
	3rd Grade (23-27)	2.00	2.00		53	43	-10	26.5	54	11
	4th Grade (25-28)	2.00	2.00		55	52	-3	27.5	56	4
	5th Grade (25-28)	2.00	3.00	+1.00	56	58	+2	28.0	84	26
	6th Grade (25-28)									
	7th Grade (25-28)									
	8th Grade (25-28)									
	Grades 9-12 (25-32)									
	EIP/REP	1.00	1.00		355	363	+8	← Total Enrollment		
	ESOL	1.00	1.00		MTSS Specialist			1.00		
	Gifted	0.50	0.50		JROTC					
	Other Teachers (See Notes)	1.00		-1.00	GRASP Counseling Grant					
Instructional Allotment 3.25 No Change	Art	0.50	0.50		ESA			1.00		
	Music	1.00	1.00		SRO					
	Physical Education/Health	1.00	1.00		Campus Supervisor					
	Elementary Band/Strings	0.50	0.50		Horizon Funds					
	CTAE/Vocational				Notes: <u>Facility Information:</u> 69,401 sf 0 portables N RR portables 480 Cap. ES Area 3 DCSD#:259 GDOE#:0475 Title I Total Regular Ed/GE for Position Control: 24.75					
	In School Suspension									
	Star Substitute	0.25	0.25							
Support Staff 6.93 +0.50	Principal	1.00	1.00							
	Assistant Principal	1.00	1.00							
	Counselor	1.00	1.00							
	Media Specialist	1.00	1.00							
	School Psychologist	0.33	0.33							
	School Social Worker	0.60	0.60							
	School Nurse	1.00	1.00							
	LTSE	0.50	1.00	+0.50						
Clerical 3.00 +0.50	Secretary 12M Bookkeeper	1.00	1.00							
	Secretary 12M Registrar									
	Secretary 10M	1.00	1.00							
	Library Media Assistant	0.50	1.00	+0.50						
Custodial 3.00 No Change	Plant Engineer				FY25 Notes +1.00 teacher for 5th grade and forecast data. Will revisit during district balancing in the fall 2/9/24					
	Head Custodian	1.00	1.00							
	Custodians	2.00	2.00							
Nutrition Labor Hrs 5.50 No Change	SNS Manager	0.50	0.50							
	SNS Assistant Manager									
	Food Service Asst. (7hr)									
	Food Service Asst. (6hr)	4.00	4.00							
	Food Service Asst. (P/T)	1.00	1.00							
Special Education 21.50 +0.50	Interrelated	6.00	6.00							
	MID	2.00	2.00							
	MoID									
	SPID									
	Speech	1.50	0.50	-1.00						
	OT/PT		2.00	+2.00						
	Vision									
	Hearing									
	Other Certified	3.00	3.00							
	Paras (.50 each)	8.50	8.00	-0.50						
	Other Classified									

Bob Mathis Elementary School

Staff Allotments 2025-2026

Division of Finance
Budgets, Allotments &
Scheduling
06/11/2025



Allotments	Allotment Calculation Details				Enrollment			Allotted± Enrolled	AllottedX Max Size	Seats Rem
	Category	FY25	FY26	Change	2023	2024	Chg			
Teachers 21.50 +1.00 <i>Note: FY26 allotments are based on Fall 2024 enrollment by Grade.</i>	Pre-School				20	20				
	Kindergarten (21-24)	3.00	3.00		59	62	+3	20.7	72	10
	1st Grade (23-27)	3.00	3.00		65	68	+3	21.7	81	13
	2nd Grade (23-27)	3.00	3.00		65	68	+3	21.7	81	13
	3rd Grade (23-27)	3.00	4.00	+1.00	73	82	+9	24.3	108	26
	4th Grade (25-28)	3.00	3.00		79	62	-17	26.3	84	22
	5th Grade (25-28)	3.00	3.00		58	81	+23	19.3	84	3
	6th Grade (25-28)									
	7th Grade (25-28)									
	8th Grade (25-28)									
Grades 9-12 (25-32)										
Instructional Allotment 3.75 No Change	EIP/REP	1.00	1.00		419	443	+24	← Total Enrollment		
	ESOL	1.00	1.00					MTSS Specialist 1.00		
	Gifted	0.50	0.50					JROTC		
	Other Teachers (See Notes)							GRASP Counseling Grant		
	Art	1.00	1.00					ESA 1.00		
Support Staff 7.43 +0.50	Music	1.00	1.00		SRO					
	Physical Education/Health	1.00	1.00		Campus Supervisor					
	Elementary Band/Strings	0.50	0.50		Horizon Funds					
	CTAE/Vocational				Notes:					
	In School Suspension				<u>Facility Information:</u> 69,426 sf 0 portables N RR portables 648 Cap. ES Area 3 DCS#:#145 GDOE#:#3052 Title I					
Clerical 3.00 No Change	Star Substitute	0.25	0.25		Total Regular Ed/GE for Position Control: 29.75					
	Principal	1.00	1.00		FY25 Notes					
	Assistant Principal	1.00	1.00		<div style="text-align: center;"> <h2>Canby Lane Elementary School</h2> <h3>Staff Allotments 2025-2026</h3> <p>Division of Finance Budgets, Allotments & Scheduling 06/11/2025</p>  </div>					
	Counselor	1.50	1.50							
	Media Specialist	1.00	1.00							
School Psychologist	0.33	0.33								
School Social Worker	0.60	0.60								
Custodial 3.00 No Change	School Nurse	1.00	1.00		<div style="text-align: center;"> <h2>Canby Lane Elementary School</h2> <h3>Staff Allotments 2025-2026</h3> <p>Division of Finance Budgets, Allotments & Scheduling 06/11/2025</p>  </div>					
	LTSE	0.50	1.00	+0.50						
	Secretary 12M Bookkeeper	1.00	1.00							
Nutrition Labor Hrs 6.50 No Change	Secretary 12M Registrar							<div style="text-align: center;"> <h2>Canby Lane Elementary School</h2> <h3>Staff Allotments 2025-2026</h3> <p>Division of Finance Budgets, Allotments & Scheduling 06/11/2025</p>  </div>		
	Secretary 10M	1.00	1.00							
	Library Media Assistant	1.00	1.00							
Special Education 10.00 -1.00	Plant Engineer				<div style="text-align: center;"> <h2>Canby Lane Elementary School</h2> <h3>Staff Allotments 2025-2026</h3> <p>Division of Finance Budgets, Allotments & Scheduling 06/11/2025</p>  </div>					
	Head Custodian	1.00	1.00							
	Custodians	2.00	2.00							
	SNS Manager	0.50	0.50							
	SNS Assistant Manager									
	Food Service Asst. (7hr)	1.00	1.00							
	Food Service Asst. (6hr)	5.00	5.00							
	Food Service Asst. (P/T)									
	Interrelated	5.00	5.00							
	MID	1.00	1.00							
MoID	1.00	1.00								
SPID										
Speech		0.50	+0.50							
OT/PT										
Vision										
Hearing										
Other Certified										
Paras (.50 each)	4.00	2.50	-1.50							
Other Classified										

Allotments	Allotment Calculation Details				Enrollment			Allotted± Enrolled	AllottedX Max Size	Seats Rem
	Category	FY25	FY26	Change	2023	2024	Chg			
Teachers 25.50 No Change Note: FY26 allotments are based on Fall 2024 enrollment by Grade.	Pre-School				33	28	-5			
	Kindergarten (21-24)	3.00	3.00		72	68	-4	22.7	72	4
	1st Grade (23-27)	4.00	3.00	-1.00	88	77	-11	22.0	81	4
	2nd Grade (23-27)	3.00	4.00	+1.00	78	85	+7	26.0	108	23
	3rd Grade (23-27)	4.00	4.00		93	82	-11	23.3	108	26
	4th Grade (25-28)	4.00	4.00		87	90	+3	21.8	112	22
	5th Grade (25-28)	3.00	4.00	+1.00	80	88	+8	26.7	112	24
	6th Grade (25-28)									
	7th Grade (25-28)									
	8th Grade (25-28)									
	Grades 9-12 (25-32)									
	EIP/REP	1.00	2.00	+1.00	531	518	-13	← Total Enrollment		
	ESOL	1.00	1.00		MTSS Specialist			1.00		
	Gifted	0.50	0.50		JROTC					
	Other Teachers (See Notes)	2.00		-2.00	GRASP Counseling Grant					
Instructional Allotment 3.75 No Change	Art	1.00	1.00		ESA			1.00		
	Music	1.00	1.00		SRO					
	Physical Education/Health	1.00	1.00		Campus Supervisor					
	Elementary Band/Strings	0.50	0.50		Horizon Funds					
	CTAE/Vocational				Notes: <u>Facility Information:</u> 75,901 sf 0 portables N RR portables 672 Cap. ES Area 3 DCSD#:148 GDOE#:0275 Title I Total Regular Ed/GE for Position Control: 33.75					
	In School Suspension									
	Star Substitute	0.25	0.25							
Support Staff 7.43 No Change	Principal	1.00	1.00							
	Assistant Principal	1.00	1.00							
	Counselor	1.50	1.50							
	Media Specialist	1.00	1.00							
	School Psychologist	0.33	0.33							
	School Social Worker	0.60	0.60							
Clerical 3.00 No Change	School Nurse	1.00	1.00							
	LTSE	1.00	1.00							
	Secretary 12M Bookkeeper	1.00	1.00							
Custodial 4.00 No Change	Secretary 12M Registrar									
	Secretary 10M	1.00	1.00							
	Library Media Assistant	1.00	1.00							
Nutrition Labor Hrs 5.50 No Change	Plant Engineer									
	Head Custodian	1.00	1.00							
	Custodians	3.00	3.00							
	SNS Manager	0.50	0.50							
Special Education 20.50 +3.00	SNS Assistant Manager	1.00	1.00							
	Food Service Asst. (7hr)									
	Food Service Asst. (6hr)	4.00	4.00							
	Food Service Asst. (P/T)									
	Interrelated	7.00	8.00	+1.00						
	MID	3.00	3.00							
	MoID									
	SPID									
	Speech	1.00		-1.00						
	OT/PT		1.00	+1.00						
	Vision									
	Hearing									
	Other Certified	1.00	1.00							
	Paras (.50 each)	5.50	7.50	+2.00						
	Other Classified									
					FY25 Notes District Balancing Adjustment: +2.00					
					<h2 style="text-align: center;">Cedar Grove Elementary School</h2> <h3 style="text-align: center;">Staff Allotments 2025-2026</h3> <p style="text-align: center;">Division of Finance Budgets, Allotments & Scheduling 06/11/2025</p>					

Allotments	Allotment Calculation Details				Enrollment			Allotted± Enrolled	AllottedX Max Size	Seats Rem	
	Category	FY25	FY26	Change	2023	2024	Chg				
	Pre-School				27	29	+2				
Teachers 18.00	Kindergarten (21-24)	3.00	3.00		56	55	-1	18.3	72	17	
	1st Grade (23-27)	3.00	3.00		59	56	-3	19.7	81	25	
No Change	2nd Grade (23-27)	2.00	2.00		46	44	-2	23.0	54	10	
	3rd Grade (23-27)	3.00	2.00	-1.00	66	53	-13	22.0	54	1	
No Change	4th Grade (25-28)	2.00	3.00	+1.00	53	69	+16	26.5	84	15	
	5th Grade (25-28)	3.00	2.00	-1.00	73	49	-24	24.3	56	7	
Note: FY26 allotments are based on Fall 2024 enrollment by Grade.	6th Grade (25-28)										
	7th Grade (25-28)										
	8th Grade (25-28)										
	Grades 9-12 (25-32)										
	EIP/REP	1.00	2.00	+1.00	380	355	-25	← Total Enrollment			
	ESOL	0.50	0.50		MTSS Specialist			1.00			
	Gifted	0.50	0.50		JROTC						
	Other Teachers (See Notes)				GRASP Counseling Grant						
	Instructional Allotment 3.25	Art	0.50	0.50		ESA			1.00		
		Music	1.00	1.00		SRO					
Physical Education/Health		1.00	1.00		Campus Supervisor						
Elementary Band/Strings		0.50	0.50		Horizon Funds						
CTAE/Vocational					Notes: Facility Information: 75,793 sf 0 portables N RR portables 696 Cap. ES Area 3 DCSD#:156 GDOE#:1054 Title I Total Regular Ed/GE for Position Control: 25.25						
In School Suspension											
No Change	Star Substitute	0.25	0.25								
	Principal	1.00	1.00								
Support Staff 6.73	Assistant Principal	1.00	1.00								
	Counselor	1.00	1.00								
+0.50	Media Specialist	1.00	1.00								
	School Psychologist	0.33	0.33								
Clerical 3.00	School Social Worker	0.40	0.40								
	School Nurse	1.00	1.00								
No Change	LTSE	0.50	1.00	+0.50							
	Secretary 12M Bookkeeper	1.00	1.00								
No Change	Secretary 12M Registrar										
	Secretary 10M	1.00	1.00								
Custodial 4.00	Library Media Assistant	1.00	1.00								
	Plant Engineer				FY25 Notes						
No Change	Head Custodian	1.00	1.00								
	Custodians	3.00	3.00								
Nutrition Labor Hrs 5.50	SNS Manager	0.50	0.50								
	SNS Assistant Manager										
+1.00	Food Service Asst. (7hr)		1.00	+1.00							
	Food Service Asst. (6hr)	4.00	4.00								
Special Education 18.50	Food Service Asst. (P/T)										
	Interrelated	7.00	7.00								
No Change	MID	1.00	1.00								
	MoID	1.00	1.00								
No Change	SPID										
	Speech	1.00	1.00								
No Change	OT/PT										
	Vision										
No Change	Hearing										
	Other Certified	2.00	2.00								
No Change	Paras (.50 each)	6.50	6.50								
	Other Classified										

Columbia Elementary School

Staff Allotments 2025-2026

Division of Finance
Budgets, Allotments &
Scheduling
06/11/2025



Allotments	Allotment Calculation Details				Enrollment			Allotted± Enrolled	AllottedX Max Size	Seats Rem
	Category	FY25	FY26	Change	2023	2024	Chg			
Teachers 21.00 +0.50	Pre-School				38	37	-1			
	Kindergarten (21-24)	4.00	3.00	-1.00	74	55	-19	18.3	72	17
	1st Grade (23-27)	3.00	3.00		67	75	+8	22.3	81	6
	2nd Grade (23-27)	2.00	3.00	+1.00	53	71	+18	26.5	81	10
	3rd Grade (23-27)	3.00	3.00		81	63	-18	27.0	81	18
	4th Grade (25-28)	3.00	3.00		64	79	+15	21.3	84	5
	5th Grade (25-28)	3.00	3.00		71	70	-1	23.7	84	14
	6th Grade (25-28)									
	7th Grade (25-28)									
	8th Grade (25-28)									
Grades 9-12 (25-32)										
Note: FY26 allotments are based on Fall 2024 enrollment by Grade.										
Instructional Allotment 3.75 No Change	EIP/REP	1.00	1.00		448	450	+2	← Total Enrollment		
	ESOL	1.00	1.50	+0.50	MTSS Specialist			1.00		
	Gifted	0.50	0.50		JROTC					
	Other Teachers (See Notes)				GRASP Counseling Grant					
	Art	1.00	1.00		ESA			1.00		
	Music	1.00	1.00		SRO					
	Physical Education/Health	1.00	1.00		Campus Supervisor					
	Elementary Band/Strings	0.50	0.50		Horizon Funds					
	CTAE/Vocational				Notes:					
	In School Suspension				Facility Information:					
Star Substitute	0.25	0.25		72,443 sf 4 portables N RR portables 648 Cap. ES Area 3 DCSD#:257 GDOE#:0181 Title I						
Support Staff 7.03 +0.50	Principal	1.00	1.00		Total Regular Ed/GE for Position Control: 29.25					
	Assistant Principal	1.00	1.00							
	Counselor	1.50	1.50							
	Media Specialist	1.00	1.00							
	School Psychologist	0.33	0.33							
	School Social Worker	0.20	0.20							
	School Nurse	1.00	1.00							
LTSE	0.50	1.00	+0.50							
Clerical 3.00 No Change	Secretary 12M Bookkeeper	1.00	1.00							
	Secretary 12M Registrar									
	Secretary 10M	1.00	1.00							
Custodial 4.00 No Change	Library Media Assistant	1.00	1.00							
	Plant Engineer				FY25 Notes					
	Head Custodian	1.00	1.00							
Nutrition Labor Hrs 7.50 No Change	Custodians	3.00	3.00							
	SNS Manager	0.50	0.50							
	SNS Assistant Manager	1.00	1.00							
	Food Service Asst. (7hr)	1.00	1.00							
	Food Service Asst. (6hr)	4.00	4.00							
Special Education 11.00 +2.50	Food Service Asst. (P/T)	1.00	1.00							
	Interrelated	5.00	6.00	+1.00						
	MID									
	MoID	1.00	1.00							
	SPID									
	Speech	0.50		-0.50						
	OT/PT									
	Vision									
	Hearing									
	Other Certified		1.00	+1.00						
Paras (.50 each)	2.00	3.00	+1.00							
Other Classified										


Eldridge L. Miller
Elementary School

Staff Allotments 2025-2026

Division of Finance
Budgets, Allotments &
Scheduling
06/11/2025



Allotments	Allotment Calculation Details				Enrollment			Allotted± Enrolled	AllottedX Max Size	Seats Rem
	Category	FY25	FY26	Change	2023	2024	Chg			
Teachers 18.50 +0.50 <i>Note: FY26 allotments are based on Fall 2024 enrollment by Grade.</i>	Pre-School				22	19	-3			
	Kindergarten (21-24)	2.00	2.00		32	48	+16	24.0	48	0
	1st Grade (23-27)	2.00	2.00		42	51	+9	21.0	54	3
	2nd Grade (23-27)	2.00	3.00	+1.00	43	55	+12	21.5	81	26
	3rd Grade (23-27)	1.00	2.00	+1.00	27	48	+21	27.0	54	6
	4th Grade (25-28)	2.00	2.00		39	39		19.5	56	17
	5th Grade (25-28)	1.00	2.00	+1.00	23	42	+19	23.0	56	14
	6th Grade (25-28)									
	7th Grade (25-28)									
	8th Grade (25-28)									
	Grades 9-12 (25-32)									
	EIP/REP	1.50	1.00	-0.50	228	302	+74	← Total Enrollment		
	ESOL	4.00	4.00		MTSS Specialist			1.00		
	Gifted	0.50	0.50		JROTC					
	Other Teachers (See Notes)	2.00		-2.00	GRASP Counseling Grant					
Instructional Allotment 3.25 No Change	Art	0.50	0.50		ESA			1.00		
	Music	1.00	1.00		SRO					
	Physical Education/Health	1.00	1.00		Campus Supervisor					
	Elementary Band/Strings	0.50	0.50		Horizon Funds					
	CTAE/Vocational				Notes:					
	In School Suspension				Facility Information:					
	Star Substitute	0.25	0.25		56,664 sf 2 portables N RR portables 480 Cap. ES Area 3 DCSD#:235 GDOE#:4059 Title I					
Support Staff 6.73 +0.50	Principal	1.00	1.00		Total Regular Ed/GE for Position Control: 25.75					
	Assistant Principal	1.00	1.00							
	Counselor	1.00	1.00							
	Media Specialist	1.00	1.00							
	School Psychologist	0.33	0.33							
	School Social Worker	0.40	0.40							
	School Nurse	1.00	1.00							
Clerical 3.00 +0.50	LTSE	0.50	1.00	+0.50	FY25 Notes					
	Secretary 12M Bookkeeper	1.00	1.00		ESOL Increased from 2.5 to 3.5 4/18/2024					
	Secretary 12M Registrar				Teacher Allocation increased by 2.0 to due to Increase in Student Enrollment. (Dr. Hall on 8/7/24)					
Custodial 3.00 No Change	Secretary 10M	1.00	1.00		EIP Allotment Increased awarded on 8/7/24 by Dr. Hall.					
	Library Media Assistant	0.50	1.00	+0.50	Kelley Lake Elementary School Staff Allotments 2025-2026 Division of Finance Budgets, Allotments & Scheduling 06/11/2025					
	Plant Engineer									
Head Custodian	1.00	1.00								
Custodians	2.00	2.00								
Nutrition Labor Hrs 4.50 No Change	SNS Manager	0.50	0.50							
	SNS Assistant Manager	1.00	1.00							
	Food Service Asst. (7hr)									
	Food Service Asst. (6hr)	3.00	3.00							
Special Education 11.50 +0.75	Food Service Asst. (P/T)									
	Interrelated	3.00	3.00							
	MID	3.00	3.00							
	MoID									
	SPID									
	Speech	0.75	1.00	+0.25						
	OT/PT									
	Vision									
	Hearing									
Other Certified Paras (.50 each) Other Classified	Other Certified									
	Paras (.50 each)	4.00	4.50	+0.50						
	Other Classified									

Allotments	Allotment Calculation Details				Enrollment			Allotted± Enrolled	AllottedX Max Size	Seats Rem	
	Category	FY25	FY26	Change	2023	2024	Chg				
Teachers 32.50 -3.00 <i>Note: FY26 allotments are based on Fall 2024 enrollment by Grade.</i>	Pre-School				21	36	+15				
	Kindergarten (21-24)	6.00	5.00	-1.00	122	109	-13	21.8	120	11	
	1st Grade (23-27)	5.00	5.00		123	119	-4	24.6	135	16	
	2nd Grade (23-27)	4.00	5.00	+1.00	107	119	+12	26.8	135	16	
	3rd Grade (23-27)	6.00	4.00	-2.00	136	104	-32	22.7	108	4	
	4th Grade (25-28)	5.00	5.00		132	128	-4	26.4	140	12	
	5th Grade (25-28)	5.00	5.00		129	134	+5	25.8	140	6	
	6th Grade (25-28)										
	7th Grade (25-28)										
	8th Grade (25-28)										
	Grades 9-12 (25-32)										
	Instructional Allotment 3.75 No Change	EIP/REP	3.00	2.00	-1.00	770	749	-21	← Total Enrollment		
ESOL		1.00	1.00		MTSS Specialist			1.00			
Gifted		0.50	0.50		JROTC						
Other Teachers (See Notes)					GRASP Counseling Grant						
Art		1.00	1.00		ESA			1.00			
Music		1.00	1.00		SRO						
Physical Education/Health		1.00	1.00		Campus Supervisor						
Elementary Band/Strings	0.50	0.50		Horizon Funds							
CTAE/Vocational				Notes: <u>Facility Information:</u> 101,822 sf 0 portables N RR portables 936 Cap. ES Area 3 DCSD#:345 GDOE#:0108 Title I Total Regular Ed/GE for Position Control: 42.25							
In School Suspension											
Star Substitute	0.25	0.25									
Support Staff 8.73 +0.50	Principal	1.00	1.00								
	Assistant Principal	2.00	2.00								
	Counselor	2.00	2.00								
	Media Specialist	1.00	1.00								
	School Psychologist	0.33	0.33								
School Social Worker	0.40	0.40									
School Nurse	1.00	1.00									
LTSE	0.50	1.00	+0.50								
Clerical 3.00 No Change	Secretary 12M Bookkeeper	1.00	1.00								
	Secretary 12M Registrar										
	Secretary 10M	1.00	1.00								
Library Media Assistant	1.00	1.00									
Custodial 5.00 No Change	Plant Engineer										
	Head Custodian	1.00	1.00								
	Custodians	4.00	4.00								
Nutrition Labor Hrs 5.50 No Change	SNS Manager	0.50	0.50								
	SNS Assistant Manager										
	Food Service Asst. (7hr)	1.00	1.00								
	Food Service Asst. (6hr)	4.00	4.00								
	Food Service Asst. (P/T)										
Special Education 16.50 +1.00	Interrelated	7.00	7.00								
	MID	3.00	3.00								
	MoID										
	SPID										
	Speech	1.00	1.50	+0.50							
	OT/PT		1.00	+1.00							
	Vision										
	Hearing										
	Other Certified										
	Paras (.50 each)	4.50	4.00	-0.50							
Other Classified											
FY25 Notes					EIP Adjustment made on 8/5/2024 (Dr. Hall)						
<h1>Princeton Elementary School</h1> <h2>Staff Allotments 2025-2026</h2> <p>Division of Finance Budgets, Allotments & Scheduling 06/11/2025</p> 											


Allotments	Allotment Calculation Details				Enrollment			Allotted± Enrolled	AllottedX Max Size	Seats Rem
	Category	FY25	FY26	Change	2023	2024	Chg			
Teachers 16.00 +1.00 <i>Note: FY26 allotments are based on Fall 2024 enrollment by Grade.</i>	Pre-School				19	35	+16			
	Kindergarten (21-24)	2.00	2.00		37	35	-2	17.5	48	13
	1st Grade (23-27)	2.00	2.00		52	50	-2	26.0	54	4
	2nd Grade (23-27)	2.00	3.00	+1.00	48	55	+7	24.0	81	26
	3rd Grade (23-27)	2.00	2.00		54	49	-5	27.0	54	5
	4th Grade (25-28)	2.00	3.00	+1.00	51	60	+9	25.5	84	24
	5th Grade (25-28)	2.00	2.00		56	49	-7	28.0	56	7
	6th Grade (25-28)									
	7th Grade (25-28)									
	8th Grade (25-28)									
Grades 9-12 (25-32)										
EIP/REP	2.00	1.00	-1.00		317	333	+16	← Total Enrollment		
ESOL	0.50	0.50			MTSS Specialist			1.00		
Gifted	0.50	0.50			JROTC					
Other Teachers (See Notes)					GRASP Counseling Grant					
Instructional Allotment 3.25 No Change	Art	0.50	0.50		ESA			1.00		
	Music	1.00	1.00		SRO					
	Physical Education/Health	1.00	1.00		Campus Supervisor					
	Elementary Band/Strings	0.50	0.50		Horizon Funds					
	CTAE/Vocational				Notes: <u>Facility Information:</u> 72,970 sf 0 portables N RR portables 648 Cap. ES Area 3 DCSD#:332 GDOE#:4064 Title I Total Regular Ed/GE for Position Control: 23.25					
	In School Suspension									
Star Substitute	0.25	0.25								
Support Staff 6.73 +0.50	Principal	1.00	1.00							
	Assistant Principal	1.00	1.00							
	Counselor	1.00	1.00							
	Media Specialist	1.00	1.00							
	School Psychologist	0.33	0.33							
	School Social Worker	0.40	0.40							
	School Nurse	1.00	1.00							
LTSE	0.50	1.00	+0.50							
Clerical 3.00 +0.50	Secretary 12M Bookkeeper	1.00	1.00							
	Secretary 12M Registrar									
	Secretary 10M	1.00	1.00							
Library Media Assistant	0.50	1.00	+0.50							
Custodial 4.00 No Change	Plant Engineer				FY25 Notes					
	Head Custodian	1.00	1.00		EIP Adjustment made on 8\5\2024 (Dr. Hall)					
	Custodians	3.00	3.00							
Nutrition Labor Hrs 5.50 No Change	SNS Manager	0.50	0.50							
	SNS Assistant Manager	1.00	1.00							
	Food Service Asst. (7hr)		1.00	+1.00						
	Food Service Asst. (6hr)	4.00	3.00	-1.00						
	Food Service Asst. (P/T)									
Special Education 13.00 No Change	Interrelated	3.00	3.00							
	MID									
	MoID	2.00	2.00							
	SPID	2.00	2.00							
	Speech		1.50	+1.50						
	OT/PT									
	Vision									
	Hearing									
	Other Certified									
	Paras (.50 each)	6.00	4.50	-1.50						
Other Classified										

Rainbow Elementary School

Staff Allotments 2025-2026

Division of Finance
Budgets, Allotments &
Scheduling
06/11/2025



Allotments	Allotment Calculation Details				Enrollment			Allotted± Enrolled	AllottedX Max Size	Seats Rem
	Category	FY25	FY26	Change	2023	2024	Chg			
Teachers 25.00 -1.50 <i>Note: FY26 allotments are based on Fall 2024 enrollment by Grade.</i>	Pre-School				22	20	-2			
	Kindergarten (21-24)	4.00	3.00	-1.00	78	61	-17	20.3	72	11
	1st Grade (23-27)	4.00	3.00	-1.00	90	76	-14	22.5	81	5
	2nd Grade (23-27)	4.00	4.00		90	97	+7	22.5	108	11
	3rd Grade (23-27)	3.00	4.00	+1.00	81	87	+6	27.0	108	21
	4th Grade (25-28)	4.00	3.00	-1.00	96	82	-14	24.0	84	2
	5th Grade (25-28)	4.00	4.00		85	99	+14	21.3	112	13
	6th Grade (25-28)									
	7th Grade (25-28)									
	8th Grade (25-28)									
	Grades 9-12 (25-32)									
	Instructional Allotment 3.75 <i>No Change</i>	EIP/REP	2.00	2.00		542	522	-20	← Total Enrollment	
ESOL		1.00	1.50	+0.50	MTSS Specialist			1.00		
Gifted		0.50	0.50		JROTC					
Other Teachers (See Notes)					GRASP Counseling Grant					
Art		1.00	1.00		ESA			1.00		
Music		1.00	1.00		SRO					
Physical Education/Health		1.00	1.00		Campus Supervisor					
Support Staff 7.43 +0.50	Elementary Band/Strings	0.50	0.50		Horizon Funds					
	CTAE/Vocational				Notes: <u>Facility Information:</u> 86,314 sf 0 portables N RR portables 696 Cap. ES Area 3 DCSD#:320 GDOE#:5064 Title I Total Regular Ed/GE for Position Control: 33.25					
	In School Suspension									
	Star Substitute	0.25	0.25							
Principal	1.00	1.00								
Clerical 3.00 <i>No Change</i>	Assistant Principal	1.00	1.00		FY25 Notes					
	Counselor	1.50	1.50							
	Media Specialist	1.00	1.00							
	School Psychologist	0.33	0.33							
	School Social Worker	0.60	0.60							
Custodial 4.00 <i>No Change</i>	School Nurse	1.00	1.00		Redan Elementary School Staff Allotments 2025-2026 Division of Finance Budgets, Allotments & Scheduling 06/11/2025					
	LTSE	0.50	1.00	+0.50						
	Secretary 12M Bookkeeper	1.00	1.00							
Nutrition Labor Hrs 6.50 <i>No Change</i>	Secretary 12M Registrar									
	Secretary 10M	1.00	1.00							
	Library Media Assistant	1.00	1.00							
	Plant Engineer									
Special Education 15.00 +3.00	Head Custodian	1.00	1.00		DeKalb County School District					
	Custodians	3.00	3.00							
	SNS Manager	0.50	0.50							
	SNS Assistant Manager									
	Food Service Asst. (7hr)									
	Food Service Asst. (6hr)	6.00	6.00							
	Food Service Asst. (P/T)									
	Interrelated	6.00	6.00							
	MID	2.00	2.00							
	MoID									
SPID										
Speech	1.00	1.00								
OT/PT		1.00	+1.00							
Vision										
Hearing										
Other Certified		1.00	+1.00							
Paras (.50 each)	3.00	4.00	+1.00							
Other Classified										

Middle School Area



DeKalb County
School District

Allotments	Allotment Calculation Details				Enrollment			Allotted± Enrolled	AllottedX Max Size	Seats Rem	
	Category	FY25	FY26	Change	2023	2024	Chg				
Teachers 29.50 <i>No Change</i>	Pre-School										
	Kindergarten (21-24)										
	1st Grade (23-27)										
	2nd Grade (23-27)										
	3rd Grade (23-27)										
	4th Grade (25-28)										
	5th Grade (25-28)										
	6th Grade (25-28)	9.00	8.00	-1.00	227	207	-20	25.2	224	17	
	7th Grade (25-28)	9.00	9.00		252	232	-20	28.0	252	20	
	8th Grade (25-28)	9.00	10.00	+1.00	235	261	+26	26.1	280	19	
<i>Note: FY26 allotments are based on Fall 2024 enrollment by Grade.</i>	Grades 9-12 (25-32)										
	EIP/REP	1.00	1.00		714	700	-14	← Total Enrollment			
	ESOL	1.00	1.00		MTSS Specialist			1.00			
	Gifted	0.50	0.50		JROTC						
	Other Teachers (See Notes)				GRASP Counseling Grant						
	Art	1.00	1.00		ESA						
	Music	2.00	2.00		SRO			1.00			
	Physical Education/Health	3.00	3.00		Campus Supervisor			3.00			
	Elementary Band/Strings				Horizon Funds						
	CTAE/Vocational	1.00	1.00		Notes: <u>Facility Information:</u> 162,926 sf 0 portables N RR portables 1290 Cap. MS Area DCSD#:518 GDOE#:0200 Title I Total Regular Ed/GE for Position Control: 45.25						
In School Suspension	0.50	0.50									
Star Substitute	0.25	0.25									
Instructional Allotment 7.75 <i>No Change</i>	Principal	1.00	1.00								
	Assistant Principal	3.00	3.00								
	Counselor	3.00	3.00								
	Media Specialist	1.00	1.00								
Support Staff 11.00 <i>No Change</i>	School Psychologist	0.50	0.50								
	School Social Worker	0.50	0.50								
	School Nurse	1.00	1.00								
	LTSE	1.00	1.00								
Clerical 5.00 <i>No Change</i>	Secretary 12M Bookkeeper	1.00	1.00								
	Secretary 12M Registrar	1.00	1.00								
	Secretary 10M	2.00	2.00								
Custodial 9.00 <i>No Change</i>	Library Media Assistant	1.00	1.00								
	Plant Engineer	1.00	1.00								
	Head Custodian	1.00	1.00								
Nutrition Labor Hrs 8.00 <i>No Change</i>	Custodians	7.00	7.00								
	SNS Manager	1.00	1.00								
	SNS Assistant Manager										
	Food Service Asst. (7hr)	2.00	2.00								
Special Education 20.00 -0.50	Food Service Asst. (6hr)	5.00	5.00								
	Food Service Asst. (P/T)										
	Interrelated	12.00	12.00								
	MID	1.00	1.00								
	MoID	1.00	1.00								
	SPID										
	Speech	1.00	0.50	-0.50							
	OT/PT										
	Vision										
	Hearing										
Other Certified Paras (.50 each) Other Classified	Other Certified	1.00	1.00								
	Paras (.50 each)	4.50	4.50								
	Other Classified										

Cedar Grove Middle School

Staff Allotments 2025-2026

Division of Finance
 Budgets, Allotments &
 Scheduling
 06/11/2025



Allotments	Allotment Calculation Details				Enrollment			Allotted± Enrolled	AllottedX Max Size	Seats Rem	
	Category	FY25	FY26	Change	2023	2024	Chg				
Teachers 47.00 +3.00 <i>Note: FY26 allotments are based on Fall 2024 enrollment by Grade.</i>	Pre-School										
	Kindergarten (21-24)										
	1st Grade (23-27)										
	2nd Grade (23-27)										
	3rd Grade (23-27)										
	4th Grade (25-28)										
	5th Grade (25-28)										
	6th Grade (25-28)	7.00	9.00	+2.00	191	242	+51	27.3	252	10	
	7th Grade (25-28)	15.00	13.00	-2.00	401	360	-41	26.7	364	4	
	8th Grade (25-28)	13.00	15.00	+2.00	359	408	+49	27.6	420	12	
Grades 9-12 (25-32)											
EIP/REP	1.00	1.00			951	1010	+59	← Total Enrollment			
ESOL	4.00	4.00			MTSS Specialist			1.00			
Gifted	3.00	4.00	+1.00		JROTC						
Other Teachers (See Notes)	1.00	1.00			GRASP Counseling Grant						
Instructional Allotment 10.25 <i>No Change</i>	Art	1.00	1.00		ESA						
	Music	2.50	2.50		SRO			1.00			
	Physical Education/Health	4.00	4.00		Campus Supervisor			4.00			
	Elementary Band/Strings				Horizon Funds						
	CTAE/Vocational	2.00	2.00		Notes: <u>Facility Information:</u> 129,449 sf 0 portables N RR portables 1080 Cap. MS Area DCSD#:521 GDOE#:0406 Non-Title I Total Regular Ed/GE for Position Control: 65.25 Other Teachers: DLI Program +1.00 Teachers						
	In School Suspension	0.50	0.50								
	Star Substitute	0.25	0.25								
Support Staff 10.73 +0.50	Principal	1.00	1.00								
	Assistant Principal	3.00	3.00								
	Counselor	3.00	3.00								
Media Specialist	1.00	1.00									
School Psychologist	0.33	0.33									
School Social Worker	0.40	0.40									
School Nurse	1.00	1.00									
LTSE	0.50	1.00	+0.50								
Clerical 7.00 <i>No Change</i>	Secretary 12M Bookkeeper	1.00	1.00								
	Secretary 12M Registrar	1.00	1.00								
	Secretary 10M	4.00	4.00								
	Library Media Assistant	1.00	1.00								
Custodial 7.00 <i>No Change</i>	Plant Engineer	1.00	1.00								
	Head Custodian	1.00	1.00								
	Custodians	5.00	5.00								
Nutrition Labor Hrs 3.00 <i>No Change</i>	SNS Manager	1.00	1.00								
	SNS Assistant Manager										
	Food Service Asst. (7hr)										
	Food Service Asst. (6hr)	2.00	2.00								
	Food Service Asst. (P/T)										
Special Education 14.75 +0.25	Interrelated	10.00	10.00								
	MID										
	MoID										
	SPID										
	Speech		0.25	+0.25							
	OT/PT										
	Vision										
	Hearing										
	Other Certified	1.00	1.00								
	Paras (.50 each)	3.50	3.50								
Other Classified											
				FY25 Notes							
				<h2 style="text-align: center;">Chamblee Middle School</h2> <h3 style="text-align: center;">Staff Allotments 2025-2026</h3> <p style="text-align: center;">Division of Finance Budgets, Allotments & Scheduling 06/11/2025</p>							


Allotments	Allotment Calculation Details				Enrollment			Allotted± Enrolled	AllottedX Max Size	Seats Rem
	Category	FY25	FY26	Change	2023	2024	Chg			
Teachers 35.00 +1.00 <i>Note: FY26 allotments are based on Fall 2024 enrollment by Grade.</i>	Pre-School									
	Kindergarten (21-24)									
	1st Grade (23-27)									
	2nd Grade (23-27)									
	3rd Grade (23-27)									
	4th Grade (25-28)									
	5th Grade (25-28)									
	6th Grade (25-28)	9.00	9.00		248	249	+1	27.6	252	3
	7th Grade (25-28)	10.00	10.00		274	271	-3	27.4	280	9
	8th Grade (25-28)	9.00	10.00	+1.00	233	263	+30	25.9	280	17
Grades 9-12 (25-32)										
Instructional Allotment 8.75 No Change	EIP/REP	1.00	1.00		755	783	+28	← Total Enrollment		
	ESOL	1.00	1.00		MTSS Specialist			1.00		
	Gifted	1.00	1.00		JROTC					
	Other Teachers (See Notes)	3.00	3.00		GRASP Counseling Grant					
	Art	1.00	1.00		ESA					
	Music	2.00	2.00		SRO			1.00		
	Physical Education/Health	3.00	3.00		Campus Supervisor			3.00		
	Elementary Band/Strings				Horizon Funds					
	CTAE/Vocational	2.00	2.00		Notes: <u>Facility Information:</u> 135,365 sf 0 portables N RR portables 780 Cap. MS Area DCSD#:582 GDOE#:0507 Title I Total Regular Ed/GE for Position Control: 51.75 Other Teachers: Theme Program +3.00 Teachers					
	In School Suspension	0.50	0.50							
Star Substitute	0.25	0.25								
Support Staff 10.73	Principal	1.00	1.00							
	Assistant Principal	3.00	3.00							
	Counselor	3.00	3.00							
+0.50	Media Specialist	1.00	1.00							
	School Psychologist	0.33	0.33							
	School Social Worker	0.40	0.40							
	School Nurse	1.00	1.00							
Clerical 5.00 No Change	LTSE	0.50	1.00	+0.50						
	Secretary 12M Bookkeeper	1.00	1.00							
	Secretary 12M Registrar	1.00	1.00							
Custodial 8.00 +1.00	Secretary 10M	2.00	2.00							
	Library Media Assistant	1.00	1.00							
	Plant Engineer	1.00	1.00							
Nutrition Labor Hrs 5.00 -1.00	Head Custodian	1.00	1.00							
	Custodians	5.00	6.00	+1.00						
	SNS Manager	1.00	1.00							
	SNS Assistant Manager									
	Food Service Asst. (7hr)									
Special Education 9.50 +2.50	Food Service Asst. (6hr)	5.00	4.00	-1.00						
	Food Service Asst. (P/T)									
	Interrelated	6.00	7.00	+1.00						
	MID									
	MoID									
	SPID									
	Speech		1.50	+1.50						
	OT/PT									
	Vision									
	Hearing									
Other Certified	Other Certified									
	Paras (.50 each)	1.00	1.00							
	Other Classified									

The Champion Middle Theme School

Staff Allotments 2025-2026

Division of Finance
Budgets, Allotments &
Scheduling
06/11/2025



Allotments	Allotment Calculation Details				Enrollment			Allotted± Enrolled	AllottedX Max Size	Seats Rem
	Category	FY25	FY26	Change	2023	2024	Chg			
Teachers 25.50 -0.50 <i>Note: FY26 allotments are based on Fall 2024 enrollment by Grade.</i>	Pre-School									
	Kindergarten (21-24)									
	1st Grade (23-27)									
	2nd Grade (23-27)									
	3rd Grade (23-27)									
	4th Grade (25-28)									
	5th Grade (25-28)									
	6th Grade (25-28)	7.00	7.00		186	196	+10	26.6	196	0
	7th Grade (25-28)	8.00	8.00		213	203	-10	26.6	224	21
	8th Grade (25-28)	8.00	8.00		221	212	-9	27.6	224	12
Grades 9-12 (25-32)										
EIP/REP	1.00	1.00		620	611	-9	← Total Enrollment			
ESOL	1.00	1.00		MTSS Specialist			1.00			
Gifted	0.50	0.50		JROTC						
Other Teachers (See Notes)	0.50		-0.50	GRASP Counseling Grant						
Instructional Allotment 7.75 +1.00	Art	1.00	1.00		ESA					
	Music	2.00	2.00		SRO			1.00		
	Physical Education/Health	3.00	3.00		Campus Supervisor			3.00		
	Elementary Band/Strings				Horizon Funds					
	CTAE/Vocational		1.00	+1.00	Notes: <u>Facility Information:</u> 154,881 sf 0 portables N RR portables 1140 Cap. MS Area DCSD#:523 GDOE#:0193 Title I Total Regular Ed/GE for Position Control: 41.25					
	In School Suspension	0.50	0.50							
	Star Substitute	0.25	0.25							
Support Staff 10.93 +0.50	Principal	1.00	1.00		FY25 Notes +0.5 for REP 2/9/24					
	Assistant Principal	3.00	3.00							
	Counselor	3.00	3.00							
	Media Specialist	1.00	1.00							
	School Psychologist	0.33	0.33							
	School Social Worker	0.60	0.60							
	School Nurse	1.00	1.00							
LTSE	0.50	1.00	+0.50							
Clerical 4.00 No Change	Secretary 12M Bookkeeper	1.00	1.00		Chapel Hill Middle School Staff Allotments 2025-2026 Division of Finance Budgets, Allotments & Scheduling 06/11/2025					
	Secretary 12M Registrar	1.00	1.00							
	Secretary 10M	1.00	1.00							
	Library Media Assistant	1.00	1.00							
Custodial 8.00 No Change	Plant Engineer	1.00	1.00							
	Head Custodian	1.00	1.00							
	Custodians	6.00	6.00							
Nutrition Labor Hrs 7.00 +1.00	SNS Manager	1.00	1.00		DeKalb County School District					
	SNS Assistant Manager									
	Food Service Asst. (7hr)									
	Food Service Asst. (6hr)	5.00	6.00	+1.00						
	Food Service Asst. (P/T)									
Special Education 17.00 No Change	Interrelated	9.00	9.00		219					
	MID	1.00	1.00							
	MoID	1.00	1.00							
	SPID	1.00	1.00							
	Speech	1.00	1.00							
	OT/PT									
	Vision									
	Hearing									
	Other Certified									
	Paras (.50 each)	4.00	4.00							
Other Classified										

Allotments	Allotment Calculation Details				Enrollment			Allotted± Enrolled	AllottedX Max Size	Seats Rem	
	Category	FY25	FY26	Change	2023	2024	Chg				
Teachers 25.00 No Change Note: FY26 allotments are based on Fall 2024 enrollment by Grade.	Pre-School										
	Kindergarten (21-24)										
	1st Grade (23-27)										
	2nd Grade (23-27)										
	3rd Grade (23-27)										
	4th Grade (25-28)										
	5th Grade (25-28)										
	6th Grade (25-28)	8.00	7.00	-1.00	200	177	-23	25.0	196	19	
	7th Grade (25-28)	7.00	8.00	+1.00	187	202	+15	26.7	224	22	
	8th Grade (25-28)	7.00	7.00		181	182	+1	25.9	196	14	
Grades 9-12 (25-32)											
Instructional Allotment 7.75 No Change	EIP/REP	1.00	1.00		568	561	-7	← Total Enrollment			
	ESOL	1.50	1.50		MTSS Specialist			1.00			
	Gifted	0.50	0.50		JROTC						
	Other Teachers (See Notes)				GRASP Counseling Grant						
	Art	1.00	1.00		ESA						
	Music	2.00	2.00		SRO			1.00			
	Physical Education/Health	3.00	3.00		Campus Supervisor			3.00			
	Elementary Band/Strings				Horizon Funds						
	CTAE/Vocational	1.00	1.00		Notes: <u>Facility Information:</u> 162,926 sf 0 portables N RR portables 1320 Cap. MS Area DCSD#:526 GDOE#:0301 Title I Total Regular Ed/GE for Position Control: 40.75						
	In School Suspension	0.50	0.50								
Star Substitute	0.25	0.25									
Support Staff 10.73 No Change	Principal	1.00	1.00								
	Assistant Principal	3.00	3.00								
	Counselor	3.00	3.00								
	Media Specialist	1.00	1.00								
	School Psychologist	0.33	0.33								
Clerical 4.00 No Change	School Social Worker	0.40	0.40								
	School Nurse	1.00	1.00								
	LTSE	1.00	1.00								
	Secretary 12M Bookkeeper	1.00	1.00								
Custodial 9.00 No Change	Secretary 12M Registrar	1.00	1.00								
	Secretary 10M	1.00	1.00								
	Library Media Assistant	1.00	1.00								
Nutrition Labor Hrs 8.00 No Change	Plant Engineer	1.00	1.00								
	Head Custodian	1.00	1.00								
	Custodians	7.00	7.00								
	SNS Manager	1.00	1.00								
	SNS Assistant Manager										
Special Education 18.50 +0.50	Food Service Asst. (7hr)										
	Food Service Asst. (6hr)	7.00	7.00								
	Food Service Asst. (P/T)										
	Interrelated	12.00	12.00								
	MID	1.00	1.00								
	MoID	1.00	1.00								
	SPID	1.00	1.00								
	Speech										
	OT/PT										
	Vision										
Other Certified Paras (.50 each) Other Classified	Hearing										
	Other Certified										
	Paras (.50 each)	3.00	3.50	+0.50							
	Other Classified										

Columbia Middle School

Staff Allotments 2025-2026

Division of Finance
Budgets, Allotments &
Scheduling
06/11/2025




Allotments	Allotment Calculation Details				Enrollment			Allotted± Enrolled	AllottedX Max Size	Seats Rem
	Category	FY25	FY26	Change	2023	2024	Chg			
Teachers 50.00 +3.00 <i>Note: FY26 allotments are based on Fall 2024 enrollment by Grade.</i>	Pre-School									
	Kindergarten (21-24)									
	1st Grade (23-27)									
	2nd Grade (23-27)									
	3rd Grade (23-27)									
	4th Grade (25-28)									
	5th Grade (25-28)									
	6th Grade (25-28)	11.00	13.00	+2.00	285	339	+54	25.9	364	25
	7th Grade (25-28)	12.00	11.00	-1.00	336	286	-50	28.0	308	22
	8th Grade (25-28)	11.00	13.00	+2.00	305	355	+50	27.7	364	9
Grades 9-12 (25-32)										
Instructional Allotment 10.25 No Change	EIP/REP	1.00	1.00		926	980	+54	← Total Enrollment		
	ESOL	5.00	5.00		MTSS Specialist			1.00		
	Gifted	3.00	3.00		JROTC					
	Other Teachers (See Notes)	4.00	4.00		GRASP Counseling Grant					
	Art	1.00	1.00		ESA					
	Music	2.50	2.50		SRO			1.00		
	Physical Education/Health	4.00	4.00		Campus Supervisor			3.00		
	Elementary Band/Strings				Horizon Funds					
	CTAE/Vocational	2.00	2.00		Notes: <u>Facility Information:</u> 161,542 sf 0 portables N RR portables 1170 Cap. MS Area DCSD#:573 GDOE#:0897 Title I Total Regular Ed/GE for Position Control: 68.25 Other Teachers: IB Program +4.00 Teachers					
	In School Suspension	0.50	0.50							
Star Substitute	0.25	0.25								
Support Staff 10.93 No Change	Principal	1.00	1.00							
	Assistant Principal	3.00	3.00							
	Counselor	3.00	3.00							
	Media Specialist	1.00	1.00							
Clerical 7.00 No Change	School Psychologist	0.33	0.33							
	School Social Worker	0.60	0.60							
	School Nurse	1.00	1.00							
	LTSE	1.00	1.00							
Custodial 9.00 No Change	Secretary 12M Bookkeeper	1.00	1.00							
	Secretary 12M Registrar	1.00	1.00							
	Secretary 10M	4.00	4.00							
Nutrition Labor Hrs 6.00 No Change	Library Media Assistant	1.00	1.00							
	Plant Engineer	1.00	1.00							
	Head Custodian	1.00	1.00							
Special Education 22.00 -1.00	Custodians	7.00	7.00							
	SNS Manager	1.00	1.00							
	SNS Assistant Manager									
	Food Service Asst. (7hr)	1.00	1.00							
	Food Service Asst. (6hr)	4.00	4.00							
	Food Service Asst. (P/T)									
	Interrelated	13.00	13.00							
	MID									
	MoID	1.00	1.00							
	SPID	1.00	1.00							
Speech	1.00		-1.00							
Other Certified Paras (.50 each) Other Classified	OT/PT									
	Vision									
	Hearing									
	Other Certified									
	Paras (.50 each)	7.00	7.00							
Other Classified										

Druid Hills Middle School

Staff Allotments 2025-2026

Division of Finance
 Budgets, Allotments &
 Scheduling
 06/11/2025



Allotments	Allotment Calculation Details				Enrollment			Allotted± Enrolled	AllottedX Max Size	Seats Rem		
	Category	FY25	FY26	Change	2023	2024	Chg					
Teachers 63.00 +0.50 <i>Note: FY26 allotments are based on Fall 2024 enrollment by Grade.</i>	Pre-School											
	Kindergarten (21-24)											
	1st Grade (23-27)											
	2nd Grade (23-27)											
	3rd Grade (23-27)											
	4th Grade (25-28)											
	5th Grade (25-28)											
	6th Grade (25-28)	15.00	14.00	-1.00	420	390	-30	28.0	392	2		
	7th Grade (25-28)	13.00	15.00	+2.00	356	409	+53	27.4	420	11		
	8th Grade (25-28)	14.00	14.00		372	370	-2	26.6	392	22		
	Grades 9-12 (25-32)											
	EIP/REP				1148	1169	+21	← Total Enrollment				
ESOL	20.00	19.00	-1.00	MTSS Specialist			1.00					
Gifted	0.50	1.00	+0.50	JROTC								
Other Teachers (See Notes)				GRASP Counseling Grant								
Instructional Allotment 11.25 No Change	Art	1.00	1.00	ESA								
	Music	2.50	2.50	SRO			1.00					
	Physical Education/Health	4.00	4.00	Campus Supervisor			4.00					
	Elementary Band/Strings			Horizon Funds								
	CTAE/Vocational	3.00	3.00	Notes:								
	In School Suspension	0.50	0.50	<u>Facility Information:</u> 161,263 sf 0 portables N RR portables 1290 Cap. MS Area DCSD#:524 GDOE#:0201 Title I								
	Star Substitute	0.25	0.25	Total Regular Ed/GE for Position Control: 82.25								
Support Staff 10.93 No Change	Principal	1.00	1.00	<hr style="border-top: 1px dashed red;"/>								
	Assistant Principal	3.00	3.00									
	Counselor	3.00	3.00									
	Media Specialist	1.00	1.00									
	School Psychologist	0.33	0.33									
	School Social Worker	0.60	0.60									
Clerical 7.00 No Change	School Nurse	1.00	1.00	FY25 Notes +1.00 ESOL increased EL 2/9/24								
	LTSE	1.00	1.00									
	Secretary 12M Bookkeeper	1.00	1.00									
	Secretary 12M Registrar	1.00	1.00									
Custodial 9.00 No Change	Secretary 10M	4.00	4.00	Freedom Middle School Staff Allotments 2025-2026 Division of Finance Budgets, Allotments & Scheduling 06/11/2025								
	Library Media Assistant	1.00	1.00									
	Plant Engineer	1.00	1.00									
Nutrition Labor Hrs 9.00 -1.00	Head Custodian	1.00	1.00									
	Custodians	7.00	7.00									
	SNS Manager	1.00	1.00									
	SNS Assistant Manager											
	Food Service Asst. (7hr)	2.00	2.00									
Special Education 24.50 No Change	Food Service Asst. (6hr)	7.00	6.00	-1.00								
	Food Service Asst. (P/T)											
	Interrelated	12.00	12.00									
	MID	1.00	1.00									
	MoID	1.00	1.00									
	SPID	1.00	1.00									
	Speech	1.00	1.00									
	OT/PT											
	Vision											
	Hearing	2.00	2.00									
	Other Certified	3.00	3.00									
	Paras (.50 each)	3.50	3.50									
	Other Classified											


Allotments	Allotment Calculation Details				Enrollment			Allotted± Enrolled	AllottedX Max Size	Seats Rem
	Category	FY25	FY26	Change	2023	2024	Chg			
Teachers 64.50 +1.00 <i>Note: FY26 allotments are based on Fall 2024 enrollment by Grade.</i>	Pre-School									
	Kindergarten (21-24)									
	1st Grade (23-27)									
	2nd Grade (23-27)									
	3rd Grade (23-27)									
	4th Grade (25-28)									
	5th Grade (25-28)									
	6th Grade (25-28)	17.00	15.00	-2.00	465	410	-55	27.4	420	10
	7th Grade (25-28)	16.00	18.00	+2.00	437	480	+43	27.3	504	24
	8th Grade (25-28)	17.00	17.00		471	454	-17	27.7	476	22
Grades 9-12 (25-32)										
EIP/REP	2.00	2.00		1373	1344	-29	← Total Enrollment			
ESOL	7.50	7.50		MTSS Specialist			1.00			
Gifted	3.00	4.00	+1.00	JROTC						
Other Teachers (See Notes)	1.00	1.00		GRASP Counseling Grant						
Instructional Allotment 12.75 No Change	Art	2.00	2.00		ESA					
	Music	3.00	3.00		SRO			1.00		
	Physical Education/Health	5.00	5.00		Campus Supervisor			4.00		
	Elementary Band/Strings				Horizon Funds					
	CTAE/Vocational	2.00	2.00		Notes: <u>Facility Information:</u> 209,940 sf 0 portables N RR portables 1590 Cap. MS Area DCSD#:549 GDOE#:0797 Title I Total Regular Ed/GE for Position Control: 87.25 Other Teachers: DLI Program +1.00 Teachers					
	In School Suspension	0.50	0.50							
	Star Substitute	0.25	0.25							
Support Staff 12.93 No Change	Principal	1.00	1.00							
	Assistant Principal	4.00	4.00							
	Counselor	4.00	4.00							
Clerical 8.00 No Change	Media Specialist	1.00	1.00							
	School Psychologist	0.33	0.33							
	School Social Worker	0.60	0.60							
	School Nurse	1.00	1.00							
Custodial 11.00 No Change	LTSE	1.00	1.00							
	Secretary 12M Bookkeeper	1.00	1.00							
	Secretary 12M Registrar	1.00	1.00							
Nutrition Labor Hrs 7.00 No Change	Secretary 10M	5.00	5.00							
	Library Media Assistant	1.00	1.00							
	Plant Engineer	1.00	1.00							
	Head Custodian	1.00	1.00							
Special Education 26.00 -0.50	Custodians	9.00	9.00							
	SNS Manager	1.00	1.00							
	SNS Assistant Manager									
	Food Service Asst. (7hr)									
	Food Service Asst. (6hr)	6.00	6.00							
	Food Service Asst. (P/T)									
	Interrelated	18.00	18.00							
	MID	1.00	1.00							
	MoID	1.00	1.00							
	SPID									
Speech	1.50	1.50								
Other Classified	OT/PT									
	Vision									
	Hearing									
	Other Certified									
	Paras (.50 each)	5.00	4.50	-0.50						
Other Classified										


Henderson Middle School


Staff Allotments 2025-2026


Division of Finance
 Budgets, Allotments &
 Scheduling
 06/11/2025



Allotments	Allotment Calculation Details				Enrollment			Allotted± Enrolled	AllottedX Max Size	Seats Rem
	Category	FY25	FY26	Change	2023	2024	Chg			
Teachers 44.50 -1.00 <i>Note: FY26 allotments are based on Fall 2024 enrollment by Grade.</i>	Pre-School									
	Kindergarten (21-24)									
	1st Grade (23-27)									
	2nd Grade (23-27)									
	3rd Grade (23-27)									
	4th Grade (25-28)									
	5th Grade (25-28)									
	6th Grade (25-28)	13.00	12.00	-1.00	342	324	-18	26.3	336	12
	7th Grade (25-28)	14.00	13.00	-1.00	378	348	-30	27.0	364	16
	8th Grade (25-28)	13.00	14.00	+1.00	353	392	+39	27.2	392	0
	Grades 9-12 (25-32)									
EIP/REP	2.00	2.00		1073	1064	-9	← Total Enrollment			
ESOL	3.00	3.00		MTSS Specialist			0.50			
Gifted	0.50	0.50		JROTC						
Other Teachers (See Notes)				GRASP Counseling Grant						
Instructional Allotment 9.25 No Change	Art	1.00	1.00		ESA					
	Music	2.50	2.50		SRO			1.00		
	Physical Education/Health	4.00	4.00		Campus Supervisor			4.00		
	Elementary Band/Strings				Horizon Funds					
	CTAE/Vocational	1.00	1.00		Notes: <u>Facility Information:</u> 172,159 sf 0 portables N RR portables 1230 Cap. MS Area DCSD#:558(557) GDOE#:0203 Title I Total Regular Ed/GE for Position Control: 61.75					
	In School Suspension	0.50	0.50							
	Star Substitute	0.25	0.25							
Support Staff 10.83 No Change	Principal	1.00	1.00		FY25 Notes					
	Assistant Principal	3.00	3.00							
	Counselor	3.00	3.00							
	Media Specialist	1.00	1.00							
	School Psychologist	0.33	0.33							
	School Social Worker	0.50	0.50							
Clerical 7.00 No Change	School Nurse	1.00	1.00		Lithonia Middle School Staff Allotments 2025-2026 Division of Finance Budgets, Allotments & Scheduling 06/11/2025					
	LTSE	1.00	1.00							
	Secretary 12M Bookkeeper	1.00	1.00							
	Secretary 12M Registrar	1.00	1.00							
Custodial 9.00 No Change	Secretary 10M	4.00	4.00							
	Library Media Assistant	1.00	1.00							
	Plant Engineer	1.00	1.00							
Nutrition Labor Hrs 8.00 No Change	Head Custodian	1.00	1.00		DeKalb County School District					
	Custodians	7.00	7.00							
	SNS Manager	1.00	1.00							
	SNS Assistant Manager									
Special Education 20.50 -0.50	Food Service Asst. (7hr)				224					
	Food Service Asst. (6hr)	7.00	7.00							
	Food Service Asst. (P/T)									
	Interrelated	12.00	13.00	+1.00						
	MID	1.00	1.00							
	MoID	1.00	1.00							
	SPID	1.00	1.00							
	Speech	1.50	0.50	-1.00						
	OT/PT									
	Vision									
Hearing Other Certified Paras (.50 each) Other Classified	Hearing									
	Other Certified									
	Paras (.50 each)	4.50	4.00	-0.50						
	Other Classified									

Allotments	Allotment Calculation Details				Enrollment			Allotted± Enrolled	AllottedX Max Size	Seats Rem
	Category	FY25	FY26	Change	2023	2024	Chg			
Teachers 25.00 -2.00 <i>Note: FY26 allotments are based on Fall 2024 enrollment by Grade.</i>	Pre-School									
	Kindergarten (21-24)									
	1st Grade (23-27)									
	2nd Grade (23-27)									
	3rd Grade (23-27)									
	4th Grade (25-28)									
	5th Grade (25-28)									
	6th Grade (25-28)	8.00	7.00	-1.00	222	192	-30	27.8	196	4
	7th Grade (25-28)	9.00	7.00	-2.00	228	192	-36	25.3	196	4
	8th Grade (25-28)	8.00	8.00		219	222	+3	27.4	224	2
Grades 9-12 (25-32)										
Instructional Allotment 8.75 No Change	EIP/REP	1.00	1.00		669	606	-63	← Total Enrollment		
	ESOL	1.50	1.50		MTSS Specialist			1.00		
	Gifted	0.50	0.50		JROTC					
	Other Teachers (See Notes)	-1.00		+1.00	GRASP Counseling Grant					
	Art	1.00	1.00		ESA					
	Music	2.00	2.00		SRO			1.00		
	Physical Education/Health	3.00	3.00		Campus Supervisor			3.00		
	Elementary Band/Strings				Horizon Funds					
	CTAE/Vocational	2.00	2.00		Notes: <u>Facility Information:</u> 132,700 sf 0 portables N RR portables 1110 Cap. MS Area DCSD#:568 GDOE#:0597 Title I Total Regular Ed/GE for Position Control: 41.75					
	In School Suspension	0.50	0.50							
Star Substitute	0.25	0.25								
Support Staff 10.93 +0.50	Principal	1.00	1.00		FY25 Notes District Balancing Adjustment: -1.00					
	Assistant Principal	3.00	3.00							
	Counselor	3.00	3.00							
	Media Specialist	1.00	1.00							
	School Psychologist	0.33	0.33							
	School Social Worker	0.60	0.60							
	School Nurse	1.00	1.00							
LTSE	0.50	1.00	+0.50							
Clerical 4.00 No Change	Secretary 12M Bookkeeper	1.00	1.00		Miller Grove Middle School Staff Allotments 2025-2026 Division of Finance Budgets, Allotments & Scheduling 06/11/2025					
	Secretary 12M Registrar	1.00	1.00							
	Secretary 10M	1.00	1.00							
	Library Media Assistant	1.00	1.00							
Custodial 7.00 No Change	Plant Engineer	1.00	1.00							
	Head Custodian	1.00	1.00							
	Custodians	5.00	5.00							
Nutrition Labor Hrs 6.00 No Change	SNS Manager	1.00	1.00		DeKalb County School District					
	SNS Assistant Manager									
	Food Service Asst. (7hr)									
	Food Service Asst. (6hr)	5.00	5.00							
	Food Service Asst. (P/T)									
Special Education 19.00 No Change	Interrelated	12.00	12.00		DeKalb County School District					
	MID	1.00	1.00							
	MoID	1.00	1.00							
	SPID									
	Speech	1.00	1.00							
	OT/PT									
	Vision									
	Hearing									
	Other Certified									
	Paras (.50 each)	4.00	4.00							
Other Classified										

Allotments	Allotment Calculation Details				Enrollment			Allotted± Enrolled	AllottedX Max Size	Seats Rem
	Category	FY25	FY26	Change	2023	2024	Chg			
Teachers 58.00 No Change Note: FY26 allotments are based on Fall 2024 enrollment by Grade.	Pre-School									
	Kindergarten (21-24)									
	1st Grade (23-27)									
	2nd Grade (23-27)									
	3rd Grade (23-27)									
	4th Grade (25-28)									
	5th Grade (25-28)									
	6th Grade (25-28)	13.00	16.00	+3.00	360	435	+75	27.7	448	13
	7th Grade (25-28)	15.00	13.00	-2.00	411	356	-55	27.4	364	8
	8th Grade (25-28)	16.00	15.00	-1.00	426	418	-8	26.6	420	2
Grades 9-12 (25-32)										
EIP/REP	1.00	1.00		1197	1209	+12	← Total Enrollment			
ESOL	10.00	9.00	-1.00	MTSS Specialist			1.00			
Gifted	3.00	4.00	+1.00	JROTC						
Other Teachers (See Notes)				GRASP Counseling Grant						
Instructional Allotment 12.25 No Change	Art	1.00	1.00	ESA						
	Music	2.50	2.50	SRO			1.00			
	Physical Education/Health	4.00	4.00	Campus Supervisor			4.00			
	Elementary Band/Strings			Horizon Funds						
	CTAE/Vocational	4.00	4.00	Notes: <u>Facility Information:</u> 147,300 sf 12 portables Y RR portables 1230 Cap. MS Area DCSD#:565 GDOE#:0189 Title I Total Regular Ed/GE for Position Control: 78.25 Custodians: 8 custodians = 6.00 +1.00 (portables) + 1.00 (high utilization)						
	In School Suspension	0.50	0.50							
	Star Substitute	0.25	0.25							
Support Staff 10.93 No Change	Principal	1.00	1.00	FY25 Notes +1.00 custodian for high-utilization 2/9/24						
	Assistant Principal	3.00	3.00							
	Counselor	3.00	3.00							
	Media Specialist	1.00	1.00							
	School Psychologist	0.33	0.33							
Clerical 8.00 No Change	School Social Worker	0.60	0.60	Peachtree Middle School Staff Allotments 2025-2026 Division of Finance Budgets, Allotments & Scheduling 06/11/2025						
	School Nurse	1.00	1.00							
	LTSE	1.00	1.00							
Custodial 10.00 No Change	Secretary 12M Bookkeeper	1.00	1.00							
	Secretary 12M Registrar	1.00	1.00							
Nutrition Labor Hrs 6.00 No Change	Secretary 10M	5.00	5.00	DeKalb County School District						
	Library Media Assistant	1.00	1.00							
	Plant Engineer	1.00	1.00							
	Head Custodian	1.00	1.00							
Special Education 27.50 -0.50	Custodians	8.00	8.00	DeKalb County School District						
	SNS Manager	1.00	1.00							
	SNS Assistant Manager									
	Food Service Asst. (7hr)	1.00	1.00							
	Food Service Asst. (6hr)	4.00	4.00							
	Food Service Asst. (P/T)									
	Interrelated	14.00	14.00							
	MID	1.00	1.00							
	MoID	1.00	1.00							
	SPID	2.00	2.00							
Speech	2.00	1.50	-0.50							
OT/PT										
Vision										
Hearing										
Other Certified										
Paras (.50 each)	8.00	8.00								
Other Classified										

Allotments	Allotment Calculation Details				Enrollment			Allotted± Enrolled	AllottedX Max Size	Seats Rem	
	Category	FY25	FY26	Change	2023	2024	Chg				
Teachers 27.00 No Change Note: FY26 allotments are based on Fall 2024 enrollment by Grade.	Pre-School										
	Kindergarten (21-24)										
	1st Grade (23-27)										
	2nd Grade (23-27)										
	3rd Grade (23-27)										
	4th Grade (25-28)										
	5th Grade (25-28)										
	6th Grade (25-28)	8.00	8.00		212	200	-12	26.5	224	24	
	7th Grade (25-28)	8.00	8.00		200	209	+9	25.0	224	15	
	8th Grade (25-28)	9.00	8.00	-1.00	225	215	-10	25.0	224	9	
Grades 9-12 (25-32)											
EIP/REP	1.00	1.00			637	624	-13	← Total Enrollment			
ESOL	1.50	1.50			MTSS Specialist			1.00			
Gifted	0.50	0.50			JROTC						
Other Teachers (See Notes)	-1.00		+1.00		GRASP Counseling Grant						
Instructional Allotment 9.75 No Change	Art	1.00	1.00		ESA						
	Music	2.00	2.00		SRO			1.00			
	Physical Education/Health	3.00	3.00		Campus Supervisor			3.00			
	Elementary Band/Strings				Horizon Funds						
	CTAE/Vocational	3.00	3.00		Notes: <u>Facility Information:</u> 161,263 sf 0 portables N RR portables 1290 Cap. MS Area DCSD#:566 GDOE#:0205 Title I Total Regular Ed/GE for Position Control: 44.75						
	In School Suspension	0.50	0.50								
	Star Substitute	0.25	0.25								
Support Staff 10.93 +0.50	Principal	1.00	1.00		FY25 Notes +1.00 10-month secretary to remain for 1 year 2/9/24 District Balancing Adjustment: -1.00						
	Assistant Principal	3.00	3.00								
	Counselor	3.00	3.00								
	Media Specialist	1.00	1.00								
	School Psychologist	0.33	0.33								
	School Social Worker	0.60	0.60								
	School Nurse	1.00	1.00								
LTSE	0.50	1.00	+0.50								
Clerical 4.00 No Change	Secretary 12M Bookkeeper	1.00	1.00		Redan Middle School Staff Allotments 2025-2026 Division of Finance Budgets, Allotments & Scheduling 06/11/2025						
	Secretary 12M Registrar	1.00	1.00								
	Secretary 10M	1.00	1.00								
	Library Media Assistant	1.00	1.00								
Custodial 9.00 No Change	Plant Engineer	1.00	1.00								
	Head Custodian	1.00	1.00								
	Custodians	7.00	7.00								
Nutrition Labor Hrs 6.00 No Change	SNS Manager	1.00	1.00		227						
	SNS Assistant Manager										
	Food Service Asst. (7hr)										
	Food Service Asst. (6hr)	5.00	5.00								
	Food Service Asst. (P/T)										
Special Education 21.00 +1.50	Interrelated	12.00	12.00		DeKalb County School District						
	MID	1.00	1.00								
	MoID	1.00	1.00								
	SPID										
	Speech		1.50	+1.50							
	OT/PT										
	Vision										
	Hearing										
	Other Certified										
	Paras (.50 each)	5.50	5.50								
Other Classified											


Allotments	Allotment Calculation Details				Enrollment			Allotted± Enrolled	AllottedX Max Size	Seats Rem	
	Category	FY25	FY26	Change	2023	2024	Chg				
Teachers 88.50 No Change Note: FY26 allotments are based on Fall 2024 enrollment by Grade.	Pre-School										
	Kindergarten (21-24)										
	1st Grade (23-27)										
	2nd Grade (23-27)										
	3rd Grade (23-27)										
	4th Grade (25-28)										
	5th Grade (25-28)										
	6th Grade (25-28)	19.00	21.00	+2.00	522	565	+43	27.5	588	23	
	7th Grade (25-28)	20.00	19.00	-1.00	538	527	-11	26.9	532	5	
	8th Grade (25-28)	19.00	19.00		531	526	-5	27.9	532	6	
Grades 9-12 (25-32)											
EIP/REP					1591	1618	+27	← Total Enrollment			
ESOL	30.00	29.00	-1.00	MTSS Specialist			1.00				
Gifted	0.50	0.50		JROTC							
Other Teachers (See Notes)				GRASP Counseling Grant							
Instructional Allotment 12.75 No Change	Art	2.00	2.00		ESA						
	Music	3.00	3.00		SRO			1.00			
	Physical Education/Health	5.00	5.00		Campus Supervisor			4.00			
	Elementary Band/Strings				Horizon Funds						
	CTAE/Vocational	2.00	2.00		Notes: <u>Facility Information:</u> 237,703 sf 4 portables N RR portables 1170 Cap. MS Area DCSD#:570 GDOE#:0290 Title I Total Regular Ed/GE for Position Control: 111.25 Secretary 10 month: +2.00 for annex Custodians: (square footage includes annex) 11th custodian for having additional annex coverage						
	In School Suspension	0.50	0.50								
	Star Substitute	0.25	0.25								
Support Staff 13.10 No Change	Principal	1.00	1.00								
	Assistant Principal	4.00	4.00								
	Counselor	4.00	4.00								
	Media Specialist	1.00	1.00								
	School Psychologist	0.50	0.50								
Clerical 10.00 +2.00	School Social Worker	0.60	0.60								
	School Nurse	1.00	1.00								
	LTSE	1.00	1.00								
	Secretary 12M Bookkeeper	1.00	1.00								
Custodial 13.00 No Change	Secretary 12M Registrar	1.00	1.00								
	Secretary 10M	5.00	7.00	+2.00							
	Library Media Assistant	1.00	1.00								
Nutrition Labor Hrs 13.00 No Change	Plant Engineer	1.00	1.00								
	Head Custodian	1.00	1.00								
	Custodians	11.00	11.00								
	SNS Manager	1.00	1.00								
Special Education 22.50 +0.50	SNS Assistant Manager	1.00	1.00								
	Food Service Asst. (7hr)										
	Food Service Asst. (6hr)	11.00	11.00								
	Food Service Asst. (P/T)										
	Interrelated	16.00	15.00	-1.00							
	MID	1.00	1.00								
	MoID	2.00	2.00								
	SPID										
	Speech		1.00	+1.00							
	OT/PT										
Special Education 22.50 +0.50	Vision										
	Hearing										
	Other Certified										
	Paras (.50 each)	3.00	3.50	+0.50							
Other Classified											


Sequoyah Middle School


Staff Allotments 2025-2026

Division of Finance
Budgets, Allotments &
Scheduling
06/11/2025



Allotments	Allotment Calculation Details				Enrollment			Allotted± Enrolled	AllottedX Max Size	Seats Rem	
	Category	FY25	FY26	Change	2023	2024	Chg				
Teachers 34.50 No Change Note: FY26 allotments are based on Fall 2024 enrollment by Grade.	Pre-School										
	Kindergarten (21-24)										
	1st Grade (23-27)										
	2nd Grade (23-27)										
	3rd Grade (23-27)										
	4th Grade (25-28)										
	5th Grade (25-28)										
	6th Grade (25-28)	10.00	9.00	-1.00	277	248	-29	27.7	252	4	
	7th Grade (25-28)	10.00	10.00		280	276	-4	28.0	280	4	
	8th Grade (25-28)	11.00	10.00	-1.00	283	270	-13	25.7	280	10	
Grades 9-12 (25-32)											
EIP/REP	1.00	1.00			840	794	-46	← Total Enrollment			
ESOL	2.00	2.00			MTSS Specialist			1.00			
Gifted	0.50	0.50			JROTC						
Other Teachers (See Notes)		2.00	+2.00		GRASP Counseling Grant						
Instructional Allotment 9.75 No Change	Art	1.00	1.00		ESA						
	Music	2.00	2.00		SRO			1.00			
	Physical Education/Health	3.00	3.00		Campus Supervisor			3.00			
	Elementary Band/Strings				Horizon Funds						
	CTAE/Vocational	3.00	3.00		Notes: <u>Facility Information:</u> 190,158 sf 0 portables N RR portables 1440 Cap. MS Area DCSD#:579 GDOE#:0397 Title I Total Regular Ed/GE for Position Control: 52.25 Other Teachers: +2.00 enrollment forecast to be revisited during district balancing.						
	In School Suspension	0.50	0.50								
	Star Substitute	0.25	0.25								
Support Staff 10.73 No Change	Principal	1.00	1.00		FY25 Notes +0.50 ESOL for increased EL 2/9/24						
	Assistant Principal	3.00	3.00								
	Counselor	3.00	3.00								
	Media Specialist	1.00	1.00								
	School Psychologist	0.33	0.33								
	School Social Worker	0.40	0.40								
Clerical 5.00 -2.00	Secretary 12M Bookkeeper	1.00	1.00		Stephenson Middle School Staff Allotments 2025-2026 Division of Finance Budgets, Allotments & Scheduling 06/11/2025						
	Secretary 12M Registrar	1.00	1.00								
	Secretary 10M	4.00	2.00	-2.00							
	Library Media Assistant	1.00	1.00								
Custodial 10.00 No Change	Plant Engineer	1.00	1.00								
	Head Custodian	1.00	1.00								
	Custodians	8.00	8.00								
Nutrition Labor Hrs 7.00 No Change	SNS Manager	1.00	1.00		Special Education 19.50 +0.50						
	SNS Assistant Manager										
	Food Service Asst. (7hr)	1.00	1.00								
	Food Service Asst. (6hr)	5.00	5.00								
	Food Service Asst. (P/T)										
Special Education 19.50 +0.50	Interrelated	12.00	12.00		Other Classified						
	MID	1.00	1.00								
	MoID	1.00	1.00								
	SPID	1.00	1.00								
	Speech		1.00	+1.00							
	OT/PT										
	Vision										
	Hearing										
	Other Certified										
Paras (.50 each)	4.00	3.50	-0.50								


Allotments	Allotment Calculation Details				Enrollment			Allotted± Enrolled	AllottedX Max Size	Seats Rem	
	Category	FY25	FY26	Change	2023	2024	Chg				
Teachers 45.50 -2.00 <i>Note: FY26 allotments are based on Fall 2024 enrollment by Grade.</i>	Pre-School										
	Kindergarten (21-24)										
	1st Grade (23-27)										
	2nd Grade (23-27)										
	3rd Grade (23-27)										
	4th Grade (25-28)										
	5th Grade (25-28)										
	6th Grade (25-28)	12.00	12.00		332	313	-19	27.7	336	23	
	7th Grade (25-28)	13.00	13.00		340	337	-3	26.2	364	27	
	8th Grade (25-28)	12.00	12.00		314	325	+11	26.2	336	11	
Grades 9-12 (25-32)											
EIP/REP	2.00	1.00	-1.00		986	975	-11	← Total Enrollment			
ESOL	7.00	6.00	-1.00		MTSS Specialist			1.00			
Gifted	0.50	0.50			JROTC						
Other Teachers (See Notes)	1.00	1.00			GRASP Counseling Grant						
Instructional Allotment 10.25 No Change	Art	1.00	1.00		ESA						
	Music	2.50	2.50		SRO			1.00			
	Physical Education/Health	4.00	4.00		Campus Supervisor			3.00			
	Elementary Band/Strings				Horizon Funds						
	CTAE/Vocational	2.00	2.00		Notes: <u>Facility Information:</u> 163,590 sf 0 portables N RR portables 1410 Cap. MS Area DCSD#:581 GDOE#:0506 Title I Total Regular Ed/GE for Position Control: 63.75 Other Teachers: +1.00 for DLI Program 3hr Food Service Assistant						
	In School Suspension	0.50	0.50								
	Star Substitute	0.25	0.25								
Support Staff 10.93 No Change	Principal	1.00	1.00		FY25 Notes						
	Assistant Principal	3.00	3.00								
	Counselor	3.00	3.00								
	Media Specialist	1.00	1.00								
	School Psychologist	0.33	0.33								
Clerical 7.00 No Change	School Social Worker	0.60	0.60		Stone Mountain Middle School Staff Allotments 2025-2026 Division of Finance Budgets, Allotments & Scheduling 06/11/2025						
	School Nurse	1.00	1.00								
	LTSE	1.00	1.00								
Custodial 9.00 No Change	Secretary 12M Bookkeeper	1.00	1.00								
	Secretary 12M Registrar	1.00	1.00								
Nutrition Labor Hrs 8.00 No Change	Secretary 10M	4.00	4.00								
	Library Media Assistant	1.00	1.00								
	Plant Engineer	1.00	1.00								
	Head Custodian	1.00	1.00								
Special Education 20.50 +0.50	Custodians	7.00	7.00								
	SNS Manager	1.00	1.00								
	SNS Assistant Manager										
	Food Service Asst. (7hr)										
	Food Service Asst. (6hr)	7.00	7.00								
	Food Service Asst. (P/T)										
	Interrelated	12.00	12.00								
	MID	1.00	1.00								
	MoID	1.00	1.00								
	SPID	1.00	1.00								
Speech	1.00	2.00	+1.00								
Other Classified	OT/PT										
	Vision										
	Hearing										
	Other Certified										
	Paras (.50 each)	4.00	3.50	-0.50							

Allotments	Allotment Calculation Details				Enrollment			Allotted± Enrolled	AllottedX Max Size	Seats Rem
	Category	FY25	FY26	Change	2023	2024	Chg			
Teachers 59.00 -1.00 <i>Note: FY26 allotments are based on Fall 2024 enrollment by Grade.</i>	Pre-School									
	Kindergarten (21-24)									
	1st Grade (23-27)									
	2nd Grade (23-27)									
	3rd Grade (23-27)									
	4th Grade (25-28)									
	5th Grade (25-28)									
	6th Grade (25-28)	16.00	14.00	-2.00	427	365	-62	26.7	392	27
	7th Grade (25-28)	14.00	15.00	+1.00	382	407	+25	27.3	420	13
	8th Grade (25-28)	14.00	14.00		366	381	+15	26.1	392	11
Grades 9-12 (25-32)										
EIP/REP	1.00	1.00		1175	1153	-22	← Total Enrollment			
ESOL	9.00	9.00		MTSS Specialist			1.00			
Gifted	2.00	2.00		JROTC						
Other Teachers (See Notes)	4.00	4.00		GRASP Counseling Grant						
Instructional Allotment 11.25 No Change	Art	1.00	1.00		ESA					
	Music	2.50	2.50		SRO			1.00		
	Physical Education/Health	4.00	4.00		Campus Supervisor			4.00		
	Elementary Band/Strings				Horizon Funds					
	CTAE/Vocational	3.00	3.00		Notes: <u>Facility Information:</u> 152,360 sf 2 portables N RR portables 1170 Cap. MS Area DCSD#:592 GDOE#:0605 Title I Total Regular Ed/GE for Position Control: 78.25 Other Teachers: IB Program +4.00					
	In School Suspension	0.50	0.50							
	Star Substitute	0.25	0.25							
Support Staff 10.73 No Change	Principal	1.00	1.00		FY25 Notes					
	Assistant Principal	3.00	3.00							
	Counselor	3.00	3.00							
	Media Specialist	1.00	1.00							
	School Psychologist	0.33	0.33							
	School Social Worker	0.40	0.40							
Clerical 7.00 No Change	School Nurse	1.00	1.00		Tucker Middle School Staff Allotments 2025-2026 Division of Finance Budgets, Allotments & Scheduling 06/11/2025					
	LTSE	1.00	1.00							
	Secretary 12M Bookkeeper	1.00	1.00							
Custodial 8.00 -1.00	Secretary 12M Registrar	1.00	1.00							
	Secretary 10M	4.00	4.00							
	Library Media Assistant	1.00	1.00							
Nutrition Labor Hrs 8.00 No Change	Plant Engineer	1.00	1.00		DeKalb County School District					
	Head Custodian	1.00	1.00							
	Custodians	7.00	6.00	-1.00						
	SNS Manager	1.00	1.00							
	SNS Assistant Manager									
Special Education 19.50 No Change	Food Service Asst. (7hr)	3.00	3.00		Division of Finance Budgets, Allotments & Scheduling 06/11/2025					
	Food Service Asst. (6hr)	4.00	4.00							
	Food Service Asst. (P/T)									
	Interrelated	12.00	12.00							
	MID	1.00	1.00							
	MoID	1.00	1.00							
	SPID	1.00	1.00							
	Speech		0.50	+0.50						
	OT/PT									
	Vision									
Special Education 19.50 No Change	Hearing				Division of Finance Budgets, Allotments & Scheduling 06/11/2025					
	Other Certified									
	Paras (.50 each)	4.50	4.00	-0.50						
	Other Classified									

High School Area



DeKalb County
School District

Allotments	Allotment Calculation Details				Enrollment			Allotted± Enrolled	AllottedX Max Size	Seats Rem	
	Category	FY25	FY26	Change	2023	2024	Chg				
Teachers 43.50 -0.50 <i>Note: FY26 allotments are based on Fall 2024 enrollment by Grade.</i>	Pre-School										
	Kindergarten (21-24)										
	1st Grade (23-27)										
	2nd Grade (23-27)										
	3rd Grade (23-27)										
	4th Grade (25-28)										
	5th Grade (25-28)										
	6th Grade (25-28)										
	7th Grade (25-28)										
	8th Grade (25-28)										
Grades 9-12 (25-32)	40.00	39.00	-1.00		1,274	1,221	-53	31.9	1,248	27	
EIP/REP	0.50	1.00	+0.50		1274	1221	-53	← Total Enrollment			
ESOL	0.50	0.50			MTSS Specialist			1.00			
Gifted	3.00	3.00			JROTC			2.00			
Other Teachers (See Notes)					GRASP Counseling Grant						
Instructional Allotment 18.25 No Change	Art	1.00	1.00		ESA						
	Music	2.50	2.50		SRO			2.00			
	Physical Education/Health	4.00	4.00		Campus Supervisor			5.00			
	Elementary Band/Strings				Horizon Funds						
	CTAE/Vocational	10.00	10.00		Notes: <u>Facility Information:</u> 229,870 sf 0 portables N RR portables 1581 Cap. HS Area DCSD#:503 GDOE#:0610 Title I Total Regular Ed/GE for Position Control: 69.75						
	In School Suspension	0.50	0.50								
	Star Substitute	0.25	0.25								
Support Staff 10.73 +0.50	Principal	1.00	1.00		FY25 Notes						
	Assistant Principal	3.00	3.00								
	Counselor	3.00	3.00								
	Media Specialist	1.00	1.00								
	School Psychologist	0.33	0.33								
	School Social Worker	0.40	0.40								
Clerical 8.00 No Change	School Nurse	1.00	1.00		Arabia Mountain High School Staff Allotments 2025-2026 Division of Finance Budgets, Allotments & Scheduling 06/11/2025						
	LTSE	0.50	1.00	+0.50							
	Secretary 12M Bookkeeper	1.00	1.00								
	Secretary 12M Registrar	1.00	1.00								
Custodial 12.00 No Change	Secretary 10M	5.00	5.00								
	Library Media Assistant	1.00	1.00								
	Plant Engineer	1.00	1.00								
Nutrition Labor Hrs 8.00 -1.00	Head Custodian	1.00	1.00		DeKalb County School District						
	Custodians	10.00	10.00								
	SNS Manager	1.00	1.00								
	SNS Assistant Manager	1.00	1.00								
	Food Service Asst. (7hr)										
Special Education 6.75 -0.75	Food Service Asst. (6hr)	7.00	6.00	-1.00	Division of Finance Budgets, Allotments & Scheduling 06/11/2025						
	Food Service Asst. (P/T)										
	Interrelated	6.00	6.00								
	MID										
	MoID										
	SPID										
	Speech	1.00	0.25	-0.75							
	OT/PT										
	Vision										
	Hearing										
Other Certified Paras (.50 each) Other Classified	Other Certified				Division of Finance Budgets, Allotments & Scheduling 06/11/2025						
	Paras (.50 each)	0.50	0.50								
	Other Classified										


Allotments	Allotment Calculation Details				Enrollment			Allotted± Enrolled	AllottedX Max Size	Seats Rem	
	Category	FY25	FY26	Change	2023	2024	Chg				
Teachers 39.50 -0.50 <i>Note: FY26 allotments are based on Fall 2024 enrollment by Grade.</i>	Pre-School										
	Kindergarten (21-24)										
	1st Grade (23-27)										
	2nd Grade (23-27)										
	3rd Grade (23-27)										
	4th Grade (25-28)										
	5th Grade (25-28)										
	6th Grade (25-28)										
	7th Grade (25-28)										
	8th Grade (25-28)										
Grades 9-12 (25-32)	36.00	35.00	-1.00		1,134	1,108	-26	31.5	1,120	12	
EIP/REP	0.50	1.00	+0.50		1134	1108	-26	← Total Enrollment			
ESOL	2.00	2.00			MTSS Specialist			1.00			
Gifted	0.50	0.50			JROTC			3.00			
Other Teachers (See Notes)	1.00	1.00			GRASP Counseling Grant						
Instructional Allotment 14.25 <i>No Change</i>	Art	1.00	1.00		ESA						
	Music	2.50	2.50		SRO			2.00			
	Physical Education/Health	4.00	4.00		Campus Supervisor			4.00			
	Elementary Band/Strings				Horizon Funds						
	CTAE/Vocational	6.00	6.00		Notes: <u>Facility Information:</u> 200,721 sf 0 portables N RR portables 1271 Cap. HS Area DCSD#:519 GDOE#:0172 Title I Total Regular Ed/GE for Position Control: 61.75 Other Teachers: +1.00 to support World Language						
	In School Suspension	0.50	0.50								
	Star Substitute	0.25	0.25								
Support Staff 10.83 <i>No Change</i>	Principal	1.00	1.00								
	Assistant Principal	3.00	3.00								
	Counselor	3.00	3.00								
	Media Specialist	1.00	1.00								
	School Psychologist	0.33	0.33								
	School Social Worker	0.50	0.50								
Clerical 7.00 <i>No Change</i>	School Nurse	1.00	1.00								
	LTSE	1.00	1.00								
	Secretary 12M Bookkeeper	1.00	1.00								
	Secretary 12M Registrar	1.00	1.00								
Custodial 10.00 <i>No Change</i>	Secretary 10M	4.00	4.00								
	Library Media Assistant	1.00	1.00								
	Plant Engineer	1.00	1.00								
Nutrition Labor Hrs 7.50 <i>No Change</i>	Head Custodian	1.00	1.00								
	Custodians	8.00	8.00								
	SNS Manager	0.50	0.50								
	SNS Assistant Manager										
	Food Service Asst. (7hr)	2.00	2.00								
Special Education 27.50 -0.50	Food Service Asst. (6hr)	5.00	5.00								
	Food Service Asst. (P/T)										
	Interrelated	17.00	17.00								
	MID	2.00	2.00								
	MoID	1.00	1.00								
	SPID	1.00	1.00								
	Speech	1.00		-1.00							
	OT/PT										
	Vision										
	Hearing										
Other Certified Paras (.50 each) Other Classified	Other Certified										
	Paras (.50 each)	6.00	6.50	+0.50							
	Other Classified										


Cedar Grove High School

Staff Allotments 2025-2026

Division of Finance
 Budgets, Allotments &
 Scheduling
 06/11/2025



Allotments	Allotment Calculation Details				Enrollment			Allotted± Enrolled	AllottedX Max Size	Seats Rem	
	Category	FY25	FY26	Change	2023	2024	Chg				
Teachers 75.00 -0.50 <i>Note: FY26 allotments are based on Fall 2024 enrollment by Grade.</i>	Pre-School										
	Kindergarten (21-24)										
	1st Grade (23-27)										
	2nd Grade (23-27)										
	3rd Grade (23-27)										
	4th Grade (25-28)										
	5th Grade (25-28)										
	6th Grade (25-28)										
	7th Grade (25-28)										
	8th Grade (25-28)										
Grades 9-12 (25-32)	58.00	59.00	+1.00		1,827	1,868	+41	31.5	1,888	20	
EIP/REP	0.50	1.00	+0.50		1827	1868	+41	← Total Enrollment			
ESOL	13.00	12.00	-1.00		MTSS Specialist			1.00			
Gifted	3.00	3.00			JROTC			2.00			
Other Teachers (See Notes)	1.00	-1.00			GRASP Counseling Grant						
Instructional Allotment 20.25 No Change	Art	2.00	2.00		ESA						
	Music	3.50	3.50		SRO			2.00			
	Physical Education/Health	6.00	6.00		Campus Supervisor			6.00			
	Elementary Band/Strings				Horizon Funds						
	CTAE/Vocational	8.00	8.00		Notes: <u>Facility Information:</u> 280,580 sf 4 portables N RR portables 1705 Cap. HS Area DCSD#:522 GDOE#:5052 Title I Total Regular Ed/GE for Position Control: 107.25 Custodians: 13th custodian for high utilization.						
	In School Suspension	0.50	0.50								
	Star Substitute	0.25	0.25								
Support Staff 14.93 No Change	Principal	1.00	1.00		FY25 Notes +1.00 ESOL increased EL 2/9/24						
	Assistant Principal	5.00	5.00								
	Counselor	5.00	5.00								
	Media Specialist	1.00	1.00								
	School Psychologist	0.33	0.33								
Clerical 9.00 No Change	School Social Worker	0.60	0.60		Chamblee High School Staff Allotments 2025-2026 Division of Finance Budgets, Allotments & Scheduling 06/11/2025						
	School Nurse	1.00	1.00								
	LTSE	1.00	1.00								
Custodial 15.00 No Change	Secretary 12M Bookkeeper	1.00	1.00								
	Secretary 12M Registrar	1.00	1.00								
Nutrition Labor Hrs 7.00 No Change	Secretary 10M	6.00	6.00		DeKalb County School District						
	Library Media Assistant	1.00	1.00								
	Plant Engineer	1.00	1.00								
	Head Custodian	1.00	1.00								
Special Education 30.50 -1.50	Custodians	13.00	13.00		Chamblee High School Staff Allotments 2025-2026 Division of Finance Budgets, Allotments & Scheduling 06/11/2025						
	SNS Manager	1.00	1.00								
	SNS Assistant Manager										
	Food Service Asst. (7hr)	1.00	1.00								
	Food Service Asst. (6hr)	5.00	5.00								
	Food Service Asst. (P/T)										
	Interrelated	16.00	17.00	+1.00							
	MID	1.00	1.00								
	MoID	1.00	1.00								
	SPID	1.00	1.00								
Speech	1.00	1.00									
OT/PT											
Vision											
Hearing											
Other Certified	2.00	2.00									
Paras (.50 each)	10.00	7.50	-2.50								
Other Classified											

Allotments	Allotment Calculation Details				Enrollment			Allotted± Enrolled	AllottedX Max Size	Seats Rem	
	Category	FY25	FY26	Change	2023	2024	Chg				
Teachers 31.00 -2.50 <i>Note: FY26 allotments are based on Fall 2024 enrollment by Grade.</i>	Pre-School										
	Kindergarten (21-24)										
	1st Grade (23-27)										
	2nd Grade (23-27)										
	3rd Grade (23-27)										
	4th Grade (25-28)										
	5th Grade (25-28)										
	6th Grade (25-28)										
	7th Grade (25-28)										
	8th Grade (25-28)										
Grades 9-12 (25-32)	29.00	28.00	-1.00		909	869	-40	31.3	896	27	
EIP/REP	0.50	1.00	+0.50		909	869	-40	← Total Enrollment			
ESOL	1.50	1.50			MTSS Specialist			1.00			
Gifted	0.50	0.50			JROTC			3.00			
Other Teachers (See Notes)	2.00		-2.00		GRASP Counseling Grant						
Instructional Allotment 13.75 -1.50	Art	1.00	1.00		ESA						
	Music	2.50	2.00	-0.50	SRO			2.00			
	Physical Education/Health	4.00	3.00	-1.00	Campus Supervisor			4.00			
	Elementary Band/Strings				Horizon Funds						
	CTAE/Vocational	7.00	7.00		Notes:						
	In School Suspension	0.50	0.50		<u>Facility Information:</u> 210,234 sf 0 portables N RR portables 1426 Cap. HS Area DCSD#:527 GDOE#:2054 Title I						
	Star Substitute	0.25	0.25		Total Regular Ed/GE for Position Control: 52.75						
Support Staff 10.93 <i>No Change</i>	Principal	1.00	1.00		FY25 Notes +2.00 teachers, will revisit during District Balancing in the fall 2/9/24						
	Assistant Principal	3.00	3.00								
	Counselor	3.00	3.00								
	Media Specialist	1.00	1.00								
	School Psychologist	0.33	0.33								
	School Social Worker	0.60	0.60								
Clerical 7.00 <i>No Change</i>	Secretary 12M Bookkeeper	1.00	1.00		Columbia High School Staff Allotments 2025-2026 Division of Finance Budgets, Allotments & Scheduling 06/11/2025						
	Secretary 12M Registrar	1.00	1.00								
	Secretary 10M	4.00	4.00								
	Library Media Assistant	1.00	1.00								
Custodial 11.00 <i>No Change</i>	Plant Engineer	1.00	1.00								
	Head Custodian	1.00	1.00								
	Custodians	9.00	9.00								
Nutrition Labor Hrs 7.00 +1.00	SNS Manager	1.00	1.00		DeKalb County School District						
	SNS Assistant Manager										
	Food Service Asst. (7hr)	1.00	1.00								
	Food Service Asst. (6hr)	4.00	5.00	+1.00							
	Food Service Asst. (P/T)										
Special Education 23.50 -0.50	Interrelated	16.00	15.00	-1.00	236						
	MID	1.00	1.00								
	MoID	2.00	2.00								
	SPID	1.00	1.00								
	Speech	0.50	1.00	+0.50							
	OT/PT										
	Vision										
	Hearing										
	Other Certified										
	Paras (.50 each)	3.50	3.50								
Other Classified											


Allotments	Allotment Calculation Details				Enrollment			Allotted+ Enrolled	AllottedX Max Size	Seats Rem	
	Category	FY25	FY26	Change	2023	2024	Chg				
Teachers 13.50 <i>No Change</i> <i>Note: FY26 allotments are based on Fall 2024 enrollment by Grade.</i>	Pre-School										
	Kindergarten (21-24)										
	1st Grade (23-27)										
	2nd Grade (23-27)										
	3rd Grade (23-27)										
	4th Grade (25-28)										
	5th Grade (25-28)										
	6th Grade (25-28)										
	7th Grade (25-28)										
	8th Grade (25-28)										
Grades 9-12 (25-32)	10.00	10.00			301	314	+13	30.1	320	6	
EIP/REP	0.50	0.50			301	314	+13	← Total Enrollment			
ESOL	1.00	1.00			MTSS Specialist			0.50			
Gifted	2.00	2.00			JROTC						
Other Teachers (See Notes)					GRASP Counseling Grant						
Instructional Allotment 4.75 <i>No Change</i>	Art	1.00	1.00		ESA						
	Music	1.00	1.00		SRO			2.00			
	Physical Education/Health	2.00	2.00		Campus Supervisor			4.00			
	Elementary Band/Strings				Horizon Funds						
	CTAE/Vocational				Notes: <u>Facility Information:</u> 32,400 sf 0 portables N RR portables 341 Cap. HS Area DCSD#:506 GDOE#:0407 Title I Total Regular Ed/GE for Position Control: 24.25						
	In School Suspension	0.50	0.50								
Star Substitute	0.25	0.25									
Support Staff 8.53 +0.67	Principal	1.00	1.00								
	Assistant Principal	2.00	2.00								
	Counselor	2.00	2.00								
	Media Specialist	1.00	1.00								
	School Psychologist	0.33	0.33								
	School Social Worker	0.20	0.20								
	School Nurse	1.00	1.00								
LTSE	0.33	1.00	+0.67								
Clerical 4.00 +0.50	Secretary 12M Bookkeeper	1.00	1.00								
	Secretary 12M Registrar	1.00	1.00								
	Secretary 10M	1.00	1.00								
	Library Media Assistant	0.50	1.00	+0.50							
Custodial 2.00 <i>No Change</i>	Plant Engineer				FY25 Notes						
	Head Custodian	1.00	1.00		+0.50 ESOL for increased EL 2/9/24						
	Custodians	1.00	1.00								
Nutrition Labor Hrs <i>No Change</i>	SNS Manager										
	SNS Assistant Manager										
	Food Service Asst. (7hr)										
	Food Service Asst. (6hr)										
	Food Service Asst. (P/T)										
Special Education 3.00 +1.50	Interrelated	1.50	1.50								
	MID										
	MoID										
	SPID										
	Speech		1.50	+1.50							
	OT/PT										
	Vision										
	Hearing										
	Other Certified										
	Paras (.50 each)										
Other Classified											

DeKalb Early College Academy

Staff Allotments 2025-2026

Division of Finance
 Budgets, Allotments &
 Scheduling
 06/11/2025



Allotments	Allotment Calculation Details				Enrollment			Allotted± Enrolled	AllottedX Max Size	Seats Rem
	Category	FY25	FY26	Change	2023	2024	Chg			
Teachers 1.00 No Change Note: FY26 allotments are based on Fall 2024 enrollment by Grade.	Pre-School									
	Kindergarten (21-24)									
	1st Grade (23-27)									
	2nd Grade (23-27)									
	3rd Grade (23-27)									
	4th Grade (25-28)									
	5th Grade (25-28)									
	6th Grade (25-28)									
	7th Grade (25-28)									
	8th Grade (25-28)									
	Grades 9-12 (25-32)									
	EIP/REP				0	0		← Total Enrollment		
	ESOL				MTSS Specialist					
	Gifted				JROTC					
	Other Teachers (See Notes)	1.00	1.00		GRASP Counseling Grant					
Instructional Allotment 8.00 No Change	Art				ESA					
	Music				SRO					
	Physical Education/Health				Campus Supervisor					
	Elementary Band/Strings				Horizon Funds					
	CTAE/Vocational	8.00	8.00		Notes:					
	In School Suspension				<p style="text-align: center;"><u>Facility Information:</u></p> <p>0 sf 0 portables N RR portables n/a Cap. HS Area DCSD#:622() GDOE#: Non-Title I</p> <p style="text-align: center;">Total Regular Ed/GE for Position Control: 12</p> <p>Other Teachers: +1.00 for Department Head Secretary 10-month: +1.00 for program needs</p>					
Star Substitute	Principal	1.00	1.00		<p>FY25 Notes</p> <p>Program Clerical +1.00 Total 1.00, Department Head +1.00</p>					
	Assistant Principal	1.00	1.00							
	Counselor	1.00	1.00							
	Media Specialist									
	School Psychologist									
+1.00	School Social Worker				<p>DeKalb High School of Tech - North</p> <p style="text-align: center;"><i>Staff Allotments 2025-2026</i></p> <p>Division of Finance Budgets, Allotments & Scheduling 06/11/2025</p> 					
	School Nurse									
Clerical 2.00 No Change	LTSE		1.00	+1.00	<p>DeKalb County School District</p>					
	Secretary 12M Bookkeeper									
	Secretary 12M Registrar									
Custodial No Change	Secretary 10M	2.00	2.00		<p>DeKalb County School District</p>					
	Library Media Assistant									
Nutrition Labor Hrs No Change	Plant Engineer				<p>DeKalb County School District</p>					
	Head Custodian									
	Custodians									
	SNS Manager									
Special Education #N/A #N/A	SNS Assistant Manager				<p>DeKalb County School District</p>					
	Food Service Asst. (7hr)									
	Food Service Asst. (6hr)									
	Food Service Asst. (P/T)									
	Interrelated	1.00	#N/A	#N/A						
	MID		#N/A	#N/A						
	MoID		#N/A	#N/A						
	SPID		#N/A	#N/A						
	Speech		#N/A	#N/A						
	OT/PT		#N/A	#N/A						
Hearing Other Certified Paras (.50 each) Other Classified	Vision		#N/A	#N/A	<p>DeKalb County School District</p>					
	Hearing		#N/A	#N/A						
	Other Certified		#N/A	#N/A						
	Paras (.50 each)		#N/A	#N/A						
	Other Classified		#N/A	#N/A	<p>DeKalb County School District</p>					

Allotments	Allotment Calculation Details				Enrollment			Allotted± Enrolled	AllottedX Max Size	Seats Rem	
	Category	FY25	FY26	Change	2023	2024	Chg				
Teachers	Pre-School										
	Kindergarten (21-24)										
	1st Grade (23-27)										
	2nd Grade (23-27)										
	3rd Grade (23-27)										
	No Change	4th Grade (25-28)									
		5th Grade (25-28)									
	Note: FY26 allotments are based on Fall 2024 enrollment by Grade.	6th Grade (25-28)									
		7th Grade (25-28)									
		8th Grade (25-28)									
Grades 9-12 (25-32)											
EIP/REP					0	0		← Total Enrollment			
ESOL					MTSS Specialist						
Gifted					JROTC						
Other Teachers (See Notes)					GRASP Counseling Grant						
Instructional Allotment 26.25		Art				ESA			1.00		
		Music				SRO					
	Physical Education/Health				Campus Supervisor						
	Elementary Band/Strings				Horizon Funds						
	CTAE/Vocational	26.00	26.00		Notes:						
	In School Suspension				Facility Information:						
	Star Substitute	0.25	0.25		47,467 sf 3 portables N RR portables n/a Cap. HS Area DCSD#:623() GDOE#: Non-Title I						
Support Staff 6.20	Principal	1.00	1.00		Total Regular Ed/GE for Position Control: 31.25						
	Assistant Principal	2.00	2.00		Custodians: 2nd custodian for minimum coverage						
	Counselor	2.00	2.00		FY25 Notes						
	Media Specialist				+1.0 custodian for minimum coverage						
	School Psychologist				DeKalb High School of Tech - South						
	School Social Worker	0.20	0.20								
	School Nurse	1.00		-1.00							
Clerical 3.00	LTSE	0.33	1.00	+0.67	Staff Allotments 2025-2026						
	Secretary 12M Bookkeeper	1.00	1.00								
	Secretary 12M Registrar										
	Secretary 10M	2.00	2.00								
Custodial 3.00	Library Media Assistant				Division of Finance Budgets, Allotments & Scheduling 06/11/2025						
	Plant Engineer										
	Head Custodian	1.00	1.00								
Nutrition Labor Hrs	Custodians	2.00	2.00		DeKalb County School District						
	SNS Manager										
	SNS Assistant Manager										
	Food Service Asst. (7hr)										
	Food Service Asst. (6hr)										
Special Education	Food Service Asst. (P/T)				239						
	Interrelated										
	MID										
	MoID										
	SPID										
	Speech										
	OT/PT										
	Vision										
	Hearing										
	Other Certified										
Paras (.50 each)											
Other Classified											

Allotments	Allotment Calculation Details				Enrollment			Allotted± Enrolled	AllottedX Max Size	Seats Rem
	Category	FY25	FY26	Change	2023	2024	Chg			
Teachers 57.00 +1.50 <i>Note: FY26 allotments are based on Fall 2024 enrollment by Grade.</i>	Pre-School									
	Kindergarten (21-24)									
	1st Grade (23-27)									
	2nd Grade (23-27)									
	3rd Grade (23-27)									
	4th Grade (25-28)									
	5th Grade (25-28)									
	6th Grade (25-28)									
	7th Grade (25-28)									
	8th Grade (25-28)									
Grades 9-12 (25-32)	45.00	46.00	+1.00		1,429	1,471	+42	31.8	1,472	1
EIP/REP	0.50	1.00	+0.50		1429	1471	+42	← Total Enrollment		
ESOL	6.00	6.00			MTSS Specialist			1.00		
Gifted	3.00	3.00			JROTC			2.00		
Other Teachers (See Notes)	1.00	1.00			GRASP Counseling Grant					
Instructional Allotment 15.75 No Change	Art	2.00	2.00		ESA					
	Music	3.00	3.00		SRO			2.00		
	Physical Education/Health	5.00	5.00		Campus Supervisor			5.00		
	Elementary Band/Strings				Horizon Funds					
	CTAE/Vocational	5.00	5.00		Notes: <u>Facility Information:</u> 170,938 sf 0 portables N RR portables 1395 Cap. HS Area DCSD#:533 GDOE#:2055 Title I Total Regular Ed/GE for Position Control: 82.75 Other Teachers: IB Program +1.00 Teachers Custodians: 8th custodian for high utilization LTSE: +1.00 per Dr. Mitchell					
	In School Suspension	0.50	0.50							
Star Substitute	0.25	0.25								
Support Staff 13.93 +1.00	Principal	1.00	1.00							
	Assistant Principal	4.00	4.00							
	Counselor	4.00	4.00							
	Media Specialist	1.00	1.00							
	School Psychologist	0.33	0.33							
	School Social Worker	0.60	0.60							
Clerical 8.00 No Change	School Nurse	1.00	1.00							
	LTSE	1.00	2.00	+1.00						
	Secretary 12M Bookkeeper	1.00	1.00							
	Secretary 12M Registrar	1.00	1.00							
Custodial 10.00 No Change	Secretary 10M	5.00	5.00							
	Library Media Assistant	1.00	1.00							
	Plant Engineer	1.00	1.00							
Nutrition Labor Hrs 4.00 No Change	Head Custodian	1.00	1.00							
	Custodians	8.00	8.00							
	SNS Manager	1.00	1.00							
	SNS Assistant Manager		1.00	+1.00						
Special Education 27.00 -2.50	Food Service Asst. (7hr)	1.00		-1.00						
	Food Service Asst. (6hr)	2.00	2.00							
	Food Service Asst. (P/T)									
	Interrelated	18.00	18.00							
	MID	1.00	1.00							
	MoID	1.00	1.00							
	SPID	1.00	1.00							
	Speech									
	OT/PT									
	Vision									
Other Certified Paras (.50 each) Other Classified	Hearing									
	Other Certified									
	Paras (.50 each)	8.50	6.00	-2.50						
	Other Classified									

Druid Hills High School

Staff Allotments 2025-2026

Division of Finance
Budgets, Allotments &
Scheduling
06/11/2025



Allotments	Allotment Calculation Details				Enrollment			Allotted± Enrolled	AllottedX Max Size	Seats Rem	
	Category	FY25	FY26	Change	2023	2024	Chg				
Teachers 16.00 +0.50 <i>Note: FY26 allotments are based on Fall 2024 enrollment by Grade.</i>	Pre-School										
	Kindergarten (21-24)										
	1st Grade (23-27)										
	2nd Grade (23-27)										
	3rd Grade (23-27)										
	4th Grade (25-28)										
	5th Grade (25-28)										
	6th Grade (25-28)										
	7th Grade (25-28)										
	8th Grade (25-28)										
Grades 9-12 (25-32)	10.00	10.00			302	298	-4	30.2	320	22	
EIP/REP	0.50	1.00	+0.50		302	298	-4	← Total Enrollment			
ESOL	0.50	0.50			MTSS Specialist			1.00			
Gifted	2.00	2.00			JROTC						
Other Teachers (See Notes)	2.50	2.50			GRASP Counseling Grant						
Instructional Allotment 6.75 No Change	Art	1.00	1.00		ESA						
	Music	1.00	1.00		SRO			2.00			
	Physical Education/Health	2.00	2.00		Campus Supervisor			4.00			
	Elementary Band/Strings				Horizon Funds						
	CTAE/Vocational	2.00	2.00		Notes: <u>Facility Information:</u> 162,035 sf 0 portables N RR portables 744 Cap. HS Area DCSD#:501 GDOE#:0410 Non-Title I Total Regular Ed/GE for Position Control: 28.75 Other Teachers: +1.50 to keep, +1.00 for to support program Dr. Hall (2/14/25)						
	In School Suspension	0.50	0.50								
Star Substitute	0.25	0.25									
Support Staff 8.73 +0.50	Principal	1.00	1.00								
	Assistant Principal	2.00	2.00								
	Counselor	2.00	2.00								
	Media Specialist	1.00	1.00								
	School Psychologist	0.33	0.33								
	School Social Worker	0.40	0.40								
Clerical 4.00 +0.50	School Nurse	1.00	1.00								
	LTSE	0.50	1.00	+0.50							
	Secretary 12M Bookkeeper	1.00	1.00								
	Secretary 12M Registrar	1.00	1.00								
Custodial 9.00 No Change	Secretary 10M	1.00	1.00								
	Library Media Assistant	0.50	1.00	+0.50							
	Plant Engineer	1.00	1.00								
Nutrition Labor Hrs 2.50 No Change	Head Custodian	1.00	1.00								
	Custodians	7.00	7.00								
	SNS Manager	0.50	0.50								
	SNS Assistant Manager										
	Food Service Asst. (7hr)										
Special Education 3.50 +0.25	Food Service Asst. (6hr)	2.00	2.00								
	Food Service Asst. (P/T)										
	Interrelated	2.00	2.00								
	MID										
	MoID										
	SPID										
	Speech	0.25	0.50	+0.25							
	OT/PT										
	Vision										
	Hearing										
Other Certified Paras (.50 each) Other Classified	Other Certified										
	Paras (.50 each)	1.00	1.00								
	Other Classified										

DeKalb School of the Arts

Staff Allotments 2025-2026

Division of Finance
Budgets, Allotments &
Scheduling
06/11/2025



Allotments	Allotment Calculation Details				Enrollment			Allotted± Enrolled	AllottedX Max Size	Seats Rem	
	Category	FY25	FY26	Change	2023	2024	Chg				
Teachers 80.00 +0.50 <i>Note: FY26 allotments are based on Fall 2024 enrollment by Grade.</i>	Pre-School										
	Kindergarten (21-24)										
	1st Grade (23-27)										
	2nd Grade (23-27)										
	3rd Grade (23-27)										
	4th Grade (25-28)										
	5th Grade (25-28)										
	6th Grade (25-28)										
	7th Grade (25-28)										
	8th Grade (25-28)										
Grades 9-12 (25-32)	62.00	64.00	+2.00		1,979	2,021	+42	31.9	2,048	27	
EIP/REP	0.50	1.00	+0.50		1979	2021	+42	← Total Enrollment			
ESOL	14.00	12.00	-2.00		MTSS Specialist			1.00			
Gifted	3.00	3.00			JROTC			2.00			
Other Teachers (See Notes)					GRASP Counseling Grant						
Instructional Allotment 23.25 <i>No Change</i>	Art	2.00	2.00		ESA						
	Music	3.50	3.50		SRO			2.00			
	Physical Education/Health	6.00	6.00		Campus Supervisor			6.00			
	Elementary Band/Strings				Horizon Funds						
	CTAE/Vocational	11.00	11.00		Notes: <u>Facility Information:</u> 206,090 sf 24 portables Y RR portables 1550 Cap. HS Area DCSD#:535 GDOE#:5055 Non-Title I Total Regular Ed/GE for Position Control: 115.25 Custodians: 13 custodians = 9.00 +3.00 (portables) + 1.00 (high utilization)						
	In School Suspension	0.50	0.50								
	Star Substitute	0.25	0.25								
Support Staff 15.73 <i>No Change</i>	Principal	1.00	1.00								
	Assistant Principal	5.00	5.00								
	Counselor	5.00	5.00								
	Media Specialist	1.00	1.00								
	School Psychologist	0.33	0.33								
Clerical 10.00 <i>No Change</i>	School Social Worker	0.40	0.40								
	School Nurse	1.00	1.00								
	LTSE	2.00	2.00								
Custodial 15.00 <i>No Change</i>	Secretary 12M Bookkeeper	1.00	1.00								
	Secretary 12M Registrar	1.00	1.00								
	Secretary 10M	7.00	7.00								
Nutrition Labor Hrs 6.00 <i>No Change</i>	Library Media Assistant	1.00	1.00								
	Plant Engineer	1.00	1.00								
	Head Custodian	1.00	1.00								
Special Education 27.00 <i>No Change</i>	Custodians	13.00	13.00		FY25 Notes +1.00 ESOL increased EL 2/9/24						
	SNS Manager	1.00	1.00								
	SNS Assistant Manager										
	Food Service Asst. (7hr)	1.00	1.00								
	Food Service Asst. (6hr)	4.00	4.00								
	Food Service Asst. (P/T)										
	Interrelated	18.00	17.00	-1.00							
Special Education 27.00 <i>No Change</i>	MID	1.00	1.00								
	MoID	2.00	2.00								
	SPID	1.00	1.00								
	Speech		1.00	+1.00							
	OT/PT										
	Vision										
	Hearing										
	Other Certified										
	Paras (.50 each)	5.00	5.00								
Other Classified											

Dunwoody High School


Staff Allotments 2025-2026

Division of Finance
 Budgets, Allotments &
 Scheduling
 06/11/2025



Allotments	Allotment Calculation Details				Enrollment			Allotted± Enrolled	AllottedX Max Size	Seats Rem	
	Category	FY25	FY26	Change	2023	2024	Chg				
Teachers 88.00 +0.50	Pre-School										
	Kindergarten (21-24)										
	1st Grade (23-27)										
	2nd Grade (23-27)										
	3rd Grade (23-27)										
	4th Grade (25-28)										
	5th Grade (25-28)										
	6th Grade (25-28)										
	7th Grade (25-28)										
	8th Grade (25-28)										
Note: FY26 allotments are based on Fall 2024 enrollment by Grade.	Grades 9-12 (25-32)	69.00	70.00	+1.00	2,193	2,224	+31	31.8	2,240	16	
	EIP/REP	0.50	1.00	+0.50	2193	2224	+31	← Total Enrollment			
	ESOL	14.00	13.00	-1.00	MTSS Specialist			1.00			
	Gifted	3.00	3.00		JROTC			3.00			
	Other Teachers (See Notes)	1.00	1.00		GRASP Counseling Grant						
	Instructional Allotment 21.75 No Change	Art	2.00	2.00		ESA					
		Music	4.00	4.00		SRO			2.00		
		Physical Education/Health	7.00	7.00		Campus Supervisor			6.00		
		Elementary Band/Strings				Horizon Funds					
		CTAE/Vocational	8.00	8.00		Notes: <u>Facility Information:</u> 252,948 sf 11 portables Y RR portables 1705 Cap. HS Area DCSD#:555 GDOE#:3060 Title I Total Regular Ed/GE for Position Control: 123.75 Other Teachers: DLI Program +1.00 Teachers Custodians: 14 custodians = 11.00 +2.00 (portables) + 1.00 (high utilization)					
In School Suspension		0.50	0.50								
Star Substitute		0.25	0.25								
Principal	1.00	1.00									
Support Staff 17.93 No Change	Assistant Principal	6.00	6.00								
	Counselor	6.00	6.00								
	Media Specialist	1.00	1.00								
	School Psychologist	0.33	0.33								
	School Social Worker	0.60	0.60								
Clerical 10.00 No Change	School Nurse	1.00	1.00								
	LTSE	2.00	2.00								
	Secretary 12M Bookkeeper	1.00	1.00								
	Secretary 12M Registrar	1.00	1.00								
Custodial 16.00 No Change	Secretary 10M	7.00	7.00								
	Library Media Assistant	1.00	1.00								
	Plant Engineer	1.00	1.00								
Nutrition Labor Hrs 7.00 No Change	Head Custodian	1.00	1.00								
	Custodians	14.00	14.00								
	SNS Manager	1.00	1.00								
	SNS Assistant Manager										
	Food Service Asst. (7hr)										
Special Education 28.25 -2.25	Food Service Asst. (6hr)	6.00	6.00								
	Food Service Asst. (P/T)										
	Interrelated	18.00	18.00								
	MID	1.00	1.00								
	MoID	2.00	2.00								
	SPID	1.00	1.00								
	Speech		0.25	+0.25							
	OT/PT										
	Vision										
	Hearing										
Other Certified	Other Certified										
	Paras (.50 each)	8.50	6.00	-2.50							
	Other Classified										
					FY25 Notes +1.00 ESOL for increased EL 2/9/24						
					<h2 style="text-align: center;">Lakeside High School</h2> <h3 style="text-align: center;">Staff Allotments 2025-2026</h3> <p style="text-align: center;">Division of Finance Budgets, Allotments & Scheduling 06/11/2025</p>						

Allotments	Allotment Calculation Details				Enrollment			Allotted÷ Enrolled	AllottedX Max Size	Seats Rem
	Category	FY25	FY26	Change	2023	2024	Chg			
Teachers 1.00 No Change	Pre-School				1		-1			
	Kindergarten (21-24)				1	2	+1			
	1st Grade (23-27)				4	4				
	2nd Grade (23-27)					3	+3			
	3rd Grade (23-27)				2		-2			
	4th Grade (25-28)				10	3	-7			
	5th Grade (25-28)				7	12	+5			
	6th Grade (25-28)				11	10	-1			
	7th Grade (25-28)				6	6				
	8th Grade (25-28)				3	7	+4			
Grades 9-12 (25-32)				31	30	-1				
<i>Note: FY26 allotments are based on Fall 2024 enrollment by Grade.</i>										
Instructional Allotment 0.25 No Change	EIP/REP				76	77	+1	← Total Enrollment		
	ESOL	1.00	1.00		MTSS Specialist					
	Gifted				JROTC					
	Other Teachers (See Notes)				GRASP Counseling Grant					
	Art				ESA			1.00		
Support Staff 5.23 -0.50	Music				SRO					
	Physical Education/Health				Campus Supervisor					
	Elementary Band/Strings				Horizon Funds					
	CTAE/Vocational				Notes:					
Clerical 2.00 -0.50	In School Suspension				Facility Information:					
	Star Substitute	0.25	0.25		44,566 sf 0 portables N RR portables n/a Cap. HS Area DCSD#:15 GDOE#:0510 Non-Title I					
	Principal	1.00	1.00		Total Regular Ed/GE for Position Control: 4.75					
	Assistant Principal	1.00	1.00		Custodians: 2nd custodian for minimum coverage					
	Counselor	1.00	1.00		FY25 Notes					
	Media Specialist	0.50	0.50		+1.0 custodian for minimum coverage					
	School Psychologist	0.33	0.33							
Custodial 3.00 No Change	School Social Worker	0.40	0.40		Margaret Harris Comprehensive School Staff Allotments 2025-2026 Division of Finance Budgets, Allotments & Scheduling 06/16/2025					
	School Nurse	1.00	-1.00							
	LTSE	0.50	1.00	+0.50						
Nutrition Labor Hrs 2.33 No Change	Secretary 12M Bookkeeper	1.00	1.00		DeKalb County School District					
	Secretary 12M Registrar									
	Secretary 10M	1.00	1.00							
	Library Media Assistant	0.50	-0.50							
Special Education 41.50 +0.50	Plant Engineer									
	Head Custodian	1.00	1.00							
	Custodians	2.00	2.00							
	SNS Manager	0.33	0.33							
	SNS Assistant Manager									
	Food Service Asst. (7hr)									
	Food Service Asst. (6hr)	2.00	2.00							
	Food Service Asst. (P/T)									
Special Education 41.50 +0.50	Interrelated									
	MID									
	MoID									
	SPID	16.00	17.00	+1.00						
	Speech	1.50	1.00	-0.50						
	OT/PT									
	Vision									
Special Education 41.50 +0.50	Hearing									
	Other Certified	2.00	2.00							
	Paras (.50 each)	19.50	19.50							
	Other Classified	2.00	2.00							

Allotments	Allotment Calculation Details				Enrollment			Allotted± Enrolled	AllottedX Max Size	Seats Rem	
	Category	FY25	FY26	Change	2023	2024	Chg				
Teachers 39.00 +1.50 <i>Note: FY26 allotments are based on Fall 2024 enrollment by Grade.</i>	Pre-School										
	Kindergarten (21-24)										
	1st Grade (23-27)										
	2nd Grade (23-27)										
	3rd Grade (23-27)										
	4th Grade (25-28)										
	5th Grade (25-28)										
	6th Grade (25-28)										
	7th Grade (25-28)										
	8th Grade (25-28)										
Grades 9-12 (25-32)	35.00	35.00			1,116	1,093	-23	31.9	1,120	27	
EIP/REP	0.50	1.00	+0.50		1116	1093	-23	← Total Enrollment			
ESOL	2.00	2.00			MTSS Specialist			1.00			
Gifted	1.00	1.00			JROTC			3.00			
Other Teachers (See Notes)	-1.00		+1.00		GRASP Counseling Grant						
Instructional Allotment 15.25 <i>No Change</i>	Art	1.00	1.00		ESA						
	Music	2.50	2.50		SRO			2.00			
	Physical Education/Health	4.00	4.00		Campus Supervisor			4.00			
	Elementary Band/Strings				Horizon Funds						
	CTAE/Vocational	7.00	7.00		Notes: <u>Facility Information:</u> 254,181 sf 0 portables N RR portables 1860 Cap. HS Area DCSD#:564 GDOE#:0105 Title I Total Regular Ed/GE for Position Control: 62.25						
	In School Suspension	0.50	0.50								
	Star Substitute	0.25	0.25								
Support Staff 11.13 <i>No Change</i>	Principal	1.00	1.00								
	Assistant Principal	3.00	3.00								
	Counselor	3.00	3.00								
	Media Specialist	1.00	1.00								
	School Psychologist	0.33	0.33								
	School Social Worker	0.80	0.80								
Clerical 7.00 <i>No Change</i>	School Nurse	1.00	1.00								
	LTSE	1.00	1.00								
	Secretary 12M Bookkeeper	1.00	1.00								
Custodial 13.00 <i>No Change</i>	Secretary 12M Registrar	1.00	1.00								
	Secretary 10M	4.00	4.00								
	Library Media Assistant	1.00	1.00								
Nutrition Labor Hrs 7.00 <i>No Change</i>	Plant Engineer	1.00	1.00								
	Head Custodian	1.00	1.00								
	Custodians	11.00	11.00								
	SNS Manager	1.00	1.00								
	SNS Assistant Manager										
Special Education 23.50 +1.00	Food Service Asst. (7hr)	2.00	1.00	-1.00							
	Food Service Asst. (6hr)	4.00	5.00	+1.00							
	Food Service Asst. (P/T)										
	Interrelated	14.00	13.00	-1.00							
	MID	1.00	1.00								
	MoID	2.00	2.00								
	SPID	1.00	1.00								
	Speech	1.00	1.00								
	OT/PT		1.00	+1.00							
	Vision										
Other Classified 4.50 +1.00	Hearing										
	Other Certified										
	Paras (.50 each)	3.50	4.50	+1.00							
	Other Classified										
FY25 Notes +0.50 ESOL for increased EL 2/9/24 District Balancing Adjustment: -1.00											
<h2>Miller Grove High School</h2> <h3>Staff Allotments 2025-2026</h3> Division of Finance Budgets, Allotments & Scheduling 06/11/2025											
											

Allotments	Allotment Calculation Details				Enrollment			Allotted± Enrolled	AllottedX Max Size	Seats Rem	
	Category	FY25	FY26	Change	2023	2024	Chg				
Teachers 38.00 +3.00 <i>Note: FY26 allotments are based on Fall 2024 enrollment by Grade.</i>	Pre-School										
	Kindergarten (21-24)										
	1st Grade (23-27)										
	2nd Grade (23-27)										
	3rd Grade (23-27)										
	4th Grade (25-28)										
	5th Grade (25-28)										
	6th Grade (25-28)										
	7th Grade (25-28)										
	8th Grade (25-28)										
Grades 9-12 (25-32)	32.00	34.00	+2.00		1,003	1,057	+54	31.3	1,088	31	
EIP/REP	0.50	1.00	+0.50		1003	1057	+54	← Total Enrollment			
ESOL	2.00	2.00			MTSS Specialist			1.00			
Gifted	0.50	1.00	+0.50		JROTC			2.00			
Other Teachers (See Notes)					GRASP Counseling Grant						
Instructional Allotment 13.25 <i>No Change</i>	Art	1.00	1.00		ESA						
	Music	2.50	2.50		SRO			2.00			
	Physical Education/Health	4.00	4.00		Campus Supervisor			4.00			
	Elementary Band/Strings				Horizon Funds						
	CTAE/Vocational	5.00	5.00		Notes: <u>Facility Information:</u> 258,889 sf 0 portables N RR portables 1736 Cap. HS Area DCSD#:567 GDOE#:0176 Title I Total Regular Ed/GE for Position Control: 59.25						
	In School Suspension	0.50	0.50								
	Star Substitute	0.25	0.25								
Support Staff 10.93 <i>No Change</i>	Principal	1.00	1.00								
	Assistant Principal	3.00	3.00								
	Counselor	3.00	3.00								
Clerical 7.00 <i>No Change</i>	Media Specialist	1.00	1.00								
	School Psychologist	0.33	0.33								
	School Social Worker	0.60	0.60								
	School Nurse	1.00	1.00								
Custodial 13.00 <i>No Change</i>	LTSE	1.00	1.00								
	Secretary 12M Bookkeeper	1.00	1.00								
	Secretary 12M Registrar	1.00	1.00								
Clerical 7.00 <i>No Change</i>	Secretary 10M	4.00	4.00								
	Library Media Assistant	1.00	1.00								
Custodial 13.00 <i>No Change</i>	Plant Engineer	1.00	1.00								
	Head Custodian	1.00	1.00								
	Custodians	11.00	11.00								
Nutrition Labor Hrs 5.50 <i>No Change</i>	SNS Manager	0.50	0.50								
	SNS Assistant Manager										
	Food Service Asst. (7hr)	1.00	1.00								
	Food Service Asst. (6hr)	4.00	4.00								
	Food Service Asst. (P/T)										
Special Education 23.50 +1.50	Interrelated	13.00	15.00	+2.00							
	MID	1.00	1.00								
	MoID	1.00	2.00	+1.00							
	SPID	1.00		-1.00							
	Speech	1.00	1.50	+0.50							
	OT/PT										
	Vision										
	Hearing										
	Other Certified										
	Paras (.50 each)	5.00	4.00	-1.00							
Other Classified											

Redan High School

Staff Allotments 2025-2026

Division of Finance
 Budgets, Allotments &
 Scheduling
 06/11/2025




Allotments	Allotment Calculation Details				Enrollment			Allotted± Enrolled	AllottedX Max Size	Seats Rem	
	Category	FY25	FY26	Change	2023	2024	Chg				
Teachers 43.50 +2.00 <i>Note: FY26 allotments are based on Fall 2024 enrollment by Grade.</i>	Pre-School										
	Kindergarten (21-24)										
	1st Grade (23-27)										
	2nd Grade (23-27)										
	3rd Grade (23-27)										
	4th Grade (25-28)										
	5th Grade (25-28)										
	6th Grade (25-28)										
	7th Grade (25-28)										
	8th Grade (25-28)										
	Grades 9-12 (25-32)	38.00	39.00	+1.00		1,213	1,230	+17	31.9	1,248	18
EIP/REP	0.50	1.00	+0.50		1213	1230	+17	← Total Enrollment			
ESOL	1.00	1.50	+0.50		MTSS Specialist			1.00			
Gifted	2.00	2.00			JROTC			3.00			
Other Teachers (See Notes)					GRASP Counseling Grant						
Instructional Allotment 13.25 <i>No Change</i>	Art	1.00	1.00		ESA						
	Music	2.50	2.50		SRO			2.00			
	Physical Education/Health	4.00	4.00		Campus Supervisor			5.00			
	Elementary Band/Strings				Horizon Funds						
	CTAE/Vocational	5.00	5.00		Notes: <u>Facility Information:</u> 295,574 sf 0 portables N RR portables 1922 Cap. HS Area DCSD#:576 GDOE#:5067 Title I Total Regular Ed/GE for Position Control: 64.75						
	In School Suspension	0.50	0.50								
	Star Substitute	0.25	0.25								
Support Staff 10.93 <i>No Change</i>	Principal	1.00	1.00		FY25 Notes						
	Assistant Principal	3.00	3.00								
	Counselor	3.00	3.00								
	Media Specialist	1.00	1.00								
	School Psychologist	0.33	0.33								
	School Social Worker	0.60	0.60								
Clerical 8.00 <i>No Change</i>	School Nurse	1.00	1.00								
	LTSE	1.00	1.00								
	Secretary 12M Bookkeeper	1.00	1.00								
	Secretary 12M Registrar	1.00	1.00								
Custodial 15.00 <i>No Change</i>	Secretary 10M	5.00	5.00								
	Library Media Assistant	1.00	1.00								
	Plant Engineer	1.00	1.00								
Nutrition Labor Hrs 5.50 <i>No Change</i>	Head Custodian	1.00	1.00								
	Custodians	13.00	13.00								
	SNS Manager	0.50	0.50								
	SNS Assistant Manager										
	Food Service Asst. (7hr)										
Special Education 24.50 +1.00	Food Service Asst. (6hr)	5.00	5.00								
	Food Service Asst. (P/T)										
	Interrelated	14.00	14.00								
	MID	1.00	1.00								
	MoID	1.00	1.00								
	SPID	1.00	1.00								
	Speech	1.00	1.00								
	OT/PT										
	Vision										
	Hearing										
Other Certified Paras (.50 each) Other Classified	Other Certified	2.00	2.00								
	Paras (.50 each)	3.50	4.50	+1.00							
	Other Classified										

Southwest DeKalb High School

Staff Allotments 2025-2026

Division of Finance
 Budgets, Allotments &
 Scheduling
 06/11/2025



Allotments	Allotment Calculation Details				Enrollment			Allotted± Enrolled	AllottedX Max Size	Seats Rem	
	Category	FY25	FY26	Change	2023	2024	Chg				
Teachers 46.00 -1.50 <i>Note: FY26 allotments are based on Fall 2024 enrollment by Grade.</i>	Pre-School										
	Kindergarten (21-24)										
	1st Grade (23-27)										
	2nd Grade (23-27)										
	3rd Grade (23-27)										
	4th Grade (25-28)										
	5th Grade (25-28)										
	6th Grade (25-28)										
	7th Grade (25-28)										
	8th Grade (25-28)										
	Grades 9-12 (25-32)	42.00	42.00		1,314	1,327	+13	31.3	1,344	17	
	EIP/REP	0.50	1.00	+0.50	1314	1327	+13	← Total Enrollment			
	ESOL	2.00	2.00		MTSS Specialist			1.00			
	Gifted	2.00	1.00	-1.00	JROTC			3.00			
	Other Teachers (See Notes)	1.00		-1.00	GRASP Counseling Grant						
Instructional Allotment 18.75 No Change	Art	2.00	2.00		ESA						
	Music	3.00	3.00		SRO			2.00			
	Physical Education/Health	5.00	5.00		Campus Supervisor			5.00			
	Elementary Band/Strings				Horizon Funds						
	CTAE/Vocational	8.00	8.00		Notes: <u>Facility Information:</u> 245,441 sf 0 portables N RR portables 2077 Cap. HS Area DCSD#:578 GDOE#:0497 Title I Total Regular Ed/GE for Position Control: 74.75						
	In School Suspension	0.50	0.50								
	Star Substitute	0.25	0.25								
Support Staff 12.93 No Change	Principal	1.00	1.00		FY25 Notes						
	Assistant Principal	4.00	4.00								
	Counselor	4.00	4.00								
	Media Specialist	1.00	1.00								
	School Psychologist	0.33	0.33								
	School Social Worker	0.60	0.60								
Clerical 8.00 No Change	Secretary 12M Bookkeeper	1.00	1.00		Stephenson High School Staff Allotments 2025-2026 Division of Finance Budgets, Allotments & Scheduling 06/11/2025						
	Secretary 12M Registrar	1.00	1.00								
	Secretary 10M	5.00	5.00								
Custodial 12.00 No Change	Library Media Assistant	1.00	1.00								
	Plant Engineer	1.00	1.00								
	Head Custodian	1.00	1.00								
Nutrition Labor Hrs 8.00 No Change	Custodians	10.00	10.00		DeKalb County School District						
	SNS Manager	1.00	1.00								
	SNS Assistant Manager	1.00	1.00								
	Food Service Asst. (7hr)	1.00	1.00								
	Food Service Asst. (6hr)	5.00	5.00								
Special Education 25.00 +1.00	Food Service Asst. (P/T)				Division of Finance Budgets, Allotments & Scheduling 06/11/2025						
	Interrelated	13.00	13.00								
	MID	1.00	1.00								
	MoID	1.00	1.00								
	SPID	1.00	1.00								
	Speech	1.00	1.50	+0.50							
	OT/PT										
	Vision										
	Hearing										
	Other Certified										
Paras (.50 each)	7.00	7.50	+0.50								
Other Classified											

Allotments	Allotment Calculation Details				Enrollment			Allotted± Enrolled	AllottedX Max Size	Seats Rem
	Category	FY25	FY26	Change	2023	2024	Chg			
Teachers 75.00 +1.50	Pre-School									
	Kindergarten (21-24)									
	1st Grade (23-27)									
	2nd Grade (23-27)									
	3rd Grade (23-27)									
	4th Grade (25-28)									
	5th Grade (25-28)									
	6th Grade (25-28)									
	7th Grade (25-28)									
	8th Grade (25-28)									
<i>Note: FY26 allotments are based on Fall 2024 enrollment by Grade.</i>	Grades 9-12 (25-32)	50.00	51.00	+1.00	1,596	1,612	+16	31.9	1,632	20
	EIP/REP	0.50	1.00	+0.50	1596	1612	+16	← Total Enrollment		
	ESOL	15.00	15.00		MTSS Specialist			1.00		
	Gifted	3.00	3.00		JROTC			2.00		
	Other Teachers (See Notes)	5.00	5.00		GRASP Counseling Grant					
	Art	2.00	2.00		ESA					
	Music	3.00	3.00		SRO			2.00		
	Physical Education/Health	5.00	5.00		Campus Supervisor			5.00		
	Elementary Band/Strings				Horizon Funds					
	CTAE/Vocational	9.00	9.00		Notes: <u>Facility Information:</u> 269,438 sf 5 portables N RR portables 1736 Cap. HS Area DCSD#:593 GDOE#:1070 Title I Total Regular Ed/GE for Position Control: 104.75 ESOL: corrected FY25 to 15.00 Other Teachers: IB Program +1.00 Other Teachers: +4.00 for undersized classrooms (2/14/25) FY25 Notes +4.00 for undersized classrooms					
In School Suspension	0.50	0.50								
Star Substitute	0.25	0.25								
Principal	1.00	1.00								
Assistant Principal	4.00	4.00								
Counselor	4.00	4.00								
Media Specialist	1.00	1.00								
School Psychologist	0.33	0.33								
School Social Worker	0.60	0.60								
School Nurse	1.00	1.00								
LTSE	1.00	1.00								
Support Staff 12.93 <i>No Change</i>	Secretary 12M Bookkeeper	1.00	1.00							
	Secretary 12M Registrar	1.00	1.00							
	Secretary 10M	5.00	5.00							
	Library Media Assistant	1.00	1.00							
Custodial 13.00 <i>No Change</i>	Plant Engineer	1.00	1.00							
	Head Custodian	1.00	1.00							
	Custodians	11.00	11.00							
Nutrition Labor Hrs 9.00 <i>No Change</i>	SNS Manager	0.50	1.00	+0.50						
	SNS Assistant Manager	1.00	1.00							
	Food Service Asst. (7hr)	2.00	2.00							
	Food Service Asst. (6hr)	5.00	5.00							
	Food Service Asst. (P/T)									
Special Education 21.75 -1.25	Interrelated	13.00	13.00							
	MID	1.00	1.00							
	MoID	1.00	1.00							
	SPID	1.00	1.00							
	Speech	1.00	0.25	-0.75						
	OT/PT									
	Vision									
	Hearing									
	Other Certified									
	Paras (.50 each)	6.00	5.50	-0.50						
Other Classified										

Tucker High School

Staff Allotments 2025-2026

Division of Finance
 Budgets, Allotments &
 Scheduling
 06/11/2025





Allotments	Allotment Calculation Details				Enrollment			Allotted± Enrolled	AllottedX Max Size	Seats Rem	
	Category	FY25	FY26	Change	2023	2024	Chg				
Teachers -3.50	Pre-School										
	Kindergarten (21-24)										
	1st Grade (23-27)										
	2nd Grade (23-27)										
	3rd Grade (23-27)										
	4th Grade (25-28)										
	5th Grade (25-28)										
	6th Grade (25-28)										
	7th Grade (25-28)										
	8th Grade (25-28)										
Note: FY26 allotments are based on Fall 2024 enrollment by Grade.	Grades 9-12 (25-32)										
	EIP/REP				0	0		← Total Enrollment			
	ESOL				MTSS Specialist						
	Gifted				JROTC						
	Other Teachers (See Notes)	3.50		-3.50	GRASP Counseling Grant						
	Instructional Allotment 15.75 +3.50	Art				ESA					
		Music				SRO					
		Physical Education/Health				Campus Supervisor			1.00		
		Elementary Band/Strings				Horizon Funds					
		CTAE/Vocational	12.00	15.50	+3.50	Notes:					
In School Suspension					Facility Information:						
Star Substitute		0.25	0.25		49,600 sf 0 portables N RR portables n/a Cap. HS Area DCSD#:624() GDOE#: Non-Title I						
Support Staff 6.40 +0.50	Principal	1.00	1.00		Total Regular Ed/GE for Position Control: 19.25						
	Assistant Principal	1.00	1.00		Other Teachers: -3.50 WBC and Paras recategorized as CTAE						
	Counselor	1.00	1.00		CTAE: +3.50 for WBC and Paras						
	Media Specialist	0.50	0.50		FY25 Notes						
	School Psychologist	0.50	0.50		+2.0 Work-based Coordinators, +1.50 (3 Paras)						
	School Social Worker	0.40	0.40		Warren Technical School Staff Allotments 2025-2026 Division of Finance Budgets, Allotments & Scheduling 06/11/2025						
	School Nurse	1.00	1.00								
LTSE	0.50	1.00	+0.50								
Clerical 2.50 No Change	Secretary 12M Bookkeeper	1.00	1.00		DeKalb County School District						
	Secretary 12M Registrar										
	Secretary 10M	1.00	1.00								
Custodial 3.00 No Change	Library Media Assistant	0.50	0.50		DeKalb County School District						
	Plant Engineer										
	Head Custodian	1.00	1.00								
Nutrition Labor Hrs 2.50 No Change	Custodians	2.00	2.00		DeKalb County School District						
	SNS Manager	0.50	0.50								
	SNS Assistant Manager	1.00	1.00								
	Food Service Asst. (7hr)										
Special Education 11.00 No Change	Food Service Asst. (6hr)	1.00	1.00		DeKalb County School District						
	Food Service Asst. (P/T)										
	Interrelated	6.00	6.00								
	MID										
	MoID										
	SPID										
	Speech										
	OT/PT										
	Vision										
	Hearing										
Other Certified	Other Certified	1.00	1.00		DeKalb County School District						
	Paras (.50 each)	4.00	4.00								
	Other Classified										

Horizon School Area



DeKalb County
School District

Allotments	Allotment Calculation Details				Enrollment			Allotted± Enrolled	AllottedX Max Size	Seats Rem
	Category	FY25	FY26	Change	2023	2024	Chg			
Teachers 28.50 -1.00 <i>Note: FY26 allotments are based on Fall 2024 enrollment by Grade.</i>	Pre-School									
	Kindergarten (21-24)									
	1st Grade (23-27)									
	2nd Grade (23-27)									
	3rd Grade (23-27)									
	4th Grade (25-28)									
	5th Grade (25-28)									
	6th Grade (25-28)	8.00	8.00		213	213		26.6	224	11
	7th Grade (25-28)	8.00	8.00		205	224	+19	25.6	224	0
	8th Grade (25-28)	9.00	8.00	-1.00	247	216	-31	27.4	224	8
	Grades 9-12 (25-32)									
EIP/REP	1.00	1.00		665	653	-12	← Total Enrollment			
ESOL	3.00	3.00		MTSS Specialist			1.00			
Gifted	0.50	0.50		JROTC						
Other Teachers (See Notes)				GRASP Counseling Grant						
Instructional Allotment 8.75 No Change	Art	1.00	1.00		ESA					
	Music	2.00	2.00		SRO			1.00		
	Physical Education/Health	3.00	3.00		Campus Supervisor			3.00		
	Elementary Band/Strings				Horizon Funds					
	CTAE/Vocational	2.00	2.00		Notes: <u>Facility Information:</u> 161,263 sf 0 portables N RR portables 1290 Cap. Horizon Area DCSD#:584 GDOE#:0401 Title I Total Regular Ed/GE for Position Control: 45.25					
	In School Suspension	0.50	0.50							
	Star Substitute	0.25	0.25							
Support Staff 10.93 No Change	Principal	1.00	1.00		FY25 Notes					
	Assistant Principal	3.00	3.00							
	Counselor	3.00	3.00							
	Media Specialist	1.00	1.00							
	School Psychologist	0.33	0.33							
	School Social Worker	0.60	0.60							
	School Nurse	1.00	1.00							
LTSE	1.00	1.00								
Clerical 5.00 No Change	Secretary 12M Bookkeeper	1.00	1.00		Bethune Middle School Staff Allotments 2025-2026 Division of Finance Budgets, Allotments & Scheduling 06/11/2025					
	Secretary 12M Registrar	1.00	1.00							
	Secretary 10M	2.00	2.00							
	Library Media Assistant	1.00	1.00							
Custodial 9.00 No Change	Plant Engineer	1.00	1.00							
	Head Custodian	1.00	1.00							
	Custodians	7.00	7.00							
Nutrition Labor Hrs 7.00 +2.00	SNS Manager	1.00	1.00							
	SNS Assistant Manager									
	Food Service Asst. (7hr)									
	Food Service Asst. (6hr)	4.00	6.00	+2.00						
	Food Service Asst. (P/T)									
Special Education 21.50 +1.00	Interrelated	12.00	12.00							
	MID	1.00	1.00							
	MoID	1.00	1.00							
	SPID	1.00	1.00							
	Speech	1.00	1.00							
	OT/PT									
	Vision									
	Hearing									
	Other Certified									
	Paras (.50 each)	4.50	5.50	+1.00						
Other Classified										

Allotments	Allotment Calculation Details				Enrollment			Allotted± Enrolled	AllottedX Max Size	Seats Rem
	Category	FY25	FY26	Change	2023	2024	Chg			
Teachers 22.50 +2.50 <i>Note: FY26 allotments are based on Fall 2024 enrollment by Grade.</i>	Pre-School				21	20	-1			
	Kindergarten (21-24)	3.00	3.00		59	62	+3	20.7	72	10
	1st Grade (23-27)	3.00	3.00		64	62	-2	21.3	81	19
	2nd Grade (23-27)	3.00	3.00		62	58	-4	20.7	81	23
	3rd Grade (23-27)	2.00	3.00	+1.00	54	66	+12	27.0	81	15
	4th Grade (25-28)	3.00	3.00		68	57	-11	22.7	84	27
	5th Grade (25-28)	3.00	3.00		83	71	-12	27.7	84	13
	6th Grade (25-28)									
	7th Grade (25-28)									
	8th Grade (25-28)									
Grades 9-12 (25-32)										
Instructional Allotment 3.25 -0.50	EIP/REP	1.00	3.00	+2.00	411	396	-15	← Total Enrollment		
	ESOL	0.50	1.00	+0.50	MTSS Specialist			1.00		
	Gifted	0.50	0.50		JROTC					
	Other Teachers (See Notes)	1.00		-1.00	GRASP Counseling Grant					
	Art	1.00	0.50	-0.50	ESA			1.00		
	Music	1.00	1.00		SRO					
	Physical Education/Health	1.00	1.00		Campus Supervisor					
	Elementary Band/Strings	0.50	0.50		Horizon Funds					
	CTAE/Vocational				Notes:					
	In School Suspension				<p style="text-align: center;"><u>Facility Information:</u></p> <p>75,978 sf 0 portables N RR portables 648 Cap. Horizon Area DCSD#:138 GDOE#:0191 Title I</p> <p style="text-align: center;">Total Regular Ed/GE for Position Control: 29.75</p>					
Support Staff 6.73 No Change	Star Substitute	0.25	0.25							
	Principal	1.00	1.00							
	Assistant Principal	1.00	1.00							
	Counselor	1.50	1.00	-0.50						
	Media Specialist	1.00	1.00							
	School Psychologist	0.33	0.33							
	School Social Worker	0.40	0.40							
Clerical 3.00 No Change	School Nurse	1.00	1.00							
	LTSE	0.50	1.00	+0.50						
	Secretary 12M Bookkeeper	1.00	1.00							
	Secretary 12M Registrar									
Custodial 4.00 No Change	Secretary 10M	1.00	1.00							
	Library Media Assistant	1.00	1.00							
	Plant Engineer									
Nutrition Labor Hrs 6.00 No Change	Head Custodian	1.00	1.00							
	Custodians	3.00	3.00							
	SNS Manager	1.00	1.00							
	SNS Assistant Manager									
	Food Service Asst. (7hr)	1.00	1.00							
Special Education 10.00 +3.00	Food Service Asst. (6hr)	4.00	4.00							
	Food Service Asst. (P/T)									
	Interrelated	5.00	5.00							
	MID									
	MoID									
	SPID									
	Speech		1.50	+1.50						
	OT/PT									
	Vision									
	Hearing									
Other Certified Paras (.50 each) Other Classified	Other Certified		1.00	+1.00						
	Paras (.50 each)	2.00	2.50	+0.50						
	Other Classified									
					FY25 Notes District Balancing Adjustment: +1.00					
					<p style="text-align: center;">Browns Mill Elementary School</p> <p style="text-align: center;"><i>Staff Allotments 2025-2026</i></p> <p style="text-align: center;">Division of Finance Budgets, Allotments & Scheduling 06/11/2025</p>					
										


Allotments	Allotment Calculation Details				Enrollment			Allotted± Enrolled	AllottedX Max Size	Seats Rem
	Category	FY25	FY26	Change	2023	2024	Chg			
Teachers 22.50 -1.50 <i>Note: FY26 allotments are based on Fall 2024 enrollment by Grade.</i>	Pre-School				22	20	-2			
	Kindergarten (21-24)	3.00	3.00		64	68	+4	22.7	72	4
	1st Grade (23-27)	4.00	3.00	-1.00	90	70	-20	22.5	81	11
	2nd Grade (23-27)	3.00	3.00		79	78	-1	26.3	81	3
	3rd Grade (23-27)	4.00	4.00		84	82	-2	21.0	108	26
	4th Grade (25-28)	4.00	3.00	-1.00	91	82	-9	22.8	84	2
	5th Grade (25-28)	4.00	3.00	-1.00	91	81	-10	22.8	84	3
	6th Grade (25-28)									
	7th Grade (25-28)									
	8th Grade (25-28)									
	Grades 9-12 (25-32)									
	EIP/REP	1.00	2.00	+1.00	521	481	-40	← Total Enrollment		
	ESOL	0.50	1.00	+0.50	MTSS Specialist			1.00		
	Gifted	0.50	0.50		JROTC					
	Other Teachers (See Notes)				GRASP Counseling Grant					
Instructional Allotment 3.75 No Change	Art	1.00	1.00		ESA			1.00		
	Music	1.00	1.00		SRO					
	Physical Education/Health	1.00	1.00		Campus Supervisor					
	Elementary Band/Strings	0.50	0.50		Horizon Funds					
	CTAE/Vocational				Notes: <u>Facility Information:</u> 69,150 sf 0 portables N RR portables 696 Cap. Horizon Area DCSD#:147 GDOE#:1053 Title I Total Regular Ed/GE for Position Control: 30.75					
	In School Suspension									
	Star Substitute	0.25	0.25							
Support Staff 7.83 +0.50	Principal	1.00	1.00							
	Assistant Principal	1.00	1.00							
	Counselor	1.50	1.50							
	Media Specialist	1.00	1.00							
	School Psychologist	0.33	0.33							
	School Social Worker	1.00	1.00							
	School Nurse	1.00	1.00							
	LTSE	0.50	1.00	+0.50						
Clerical 3.00 No Change	Secretary 12M Bookkeeper	1.00	1.00							
	Secretary 12M Registrar									
	Secretary 10M	1.00	1.00							
	Library Media Assistant	1.00	1.00							
Custodial 3.00 No Change	Plant Engineer				FY25 Notes District Balancing Adjustment: -1.00					
	Head Custodian	1.00	1.00							
	Custodians	2.00	2.00							
Nutrition Labor Hrs 4.58 -0.92	SNS Manager	0.50	0.50							
	SNS Assistant Manager	1.00		-1.00						
	Food Service Asst. (7hr)	1.00	1.00							
	Food Service Asst. (6hr)	3.00	3.08	+0.08						
	Food Service Asst. (P/T)									
Special Education 17.00 +3.00	Interrelated	8.00	8.00							
	MID									
	MoID									
	SPID	2.00	2.00							
	Speech		1.00	+1.00						
	OT/PT		2.00	+2.00						
	Vision									
	Hearing									
	Other Certified									
	Paras (.50 each)	4.00	4.00							
	Other Classified									

Chapel Hill Elementary School

Staff Allotments 2025-2026

Division of Finance
Budgets, Allotments &
Scheduling
06/11/2025



Allotments	Allotment Calculation Details				Enrollment			Allotted± Enrolled	AllottedX Max Size	Seats Rem	
	Category	FY25	FY26	Change	2023	2024	Chg				
Teachers 73.50 -2.50 <i>Note: FY26 allotments are based on Fall 2024 enrollment by Grade.</i>	Pre-School										
	Kindergarten (21-24)										
	1st Grade (23-27)										
	2nd Grade (23-27)										
	3rd Grade (23-27)										
	4th Grade (25-28)										
	5th Grade (25-28)										
	6th Grade (25-28)										
	7th Grade (25-28)										
	8th Grade (25-28)										
Grades 9-12 (25-32)	45.00	45.00			1,412	1,422	+10	31.4	1,440	18	
EIP/REP	0.50	1.00	+0.50		1412	1422	+10	← Total Enrollment			
ESOL	30.00	27.00	-3.00		MTSS Specialist			1.00			
Gifted	0.50	0.50			JROTC			2.00			
Other Teachers (See Notes)					GRASP Counseling Grant						
Instructional Allotment 19.75 No Change	Art	2.00	2.00		ESA						
	Music	3.00	3.00		SRO			2.00			
	Physical Education/Health	5.00	5.00		Campus Supervisor			5.00			
	Elementary Band/Strings				Horizon Funds						
	CTAE/Vocational	9.00	9.00		Notes: <u>Facility Information:</u> 192,897 sf 19 portables Y RR portables 1333 Cap. Horizon Area DCSD#:525 GDOE#:4053 Title I Total Regular Ed/GE for Position Control: 103.25 Custodians: 11 custodians = 8.00 +2.00 (portables) + 1.00 (high utilization)						
	In School Suspension	0.50	0.50								
	Star Substitute	0.25	0.25								
Support Staff 12.93 No Change	Principal	1.00	1.00		FY25 Notes						
	Assistant Principal	4.00	4.00								
	Counselor	4.00	4.00								
	Media Specialist	1.00	1.00								
	School Psychologist	0.33	0.33								
	School Social Worker	0.60	0.60								
Clerical 8.00 No Change	School Nurse	1.00	1.00		Clarkston High School Staff Allotments 2025-2026 Division of Finance Budgets, Allotments & Scheduling 06/11/2025						
	LTSE	1.00	1.00								
	Secretary 12M Bookkeeper	1.00	1.00								
	Secretary 12M Registrar	1.00	1.00								
Custodial 13.00 No Change	Secretary 10M	5.00	5.00								
	Library Media Assistant	1.00	1.00								
	Plant Engineer	1.00	1.00								
Nutrition Labor Hrs 9.00 No Change	Head Custodian	1.00	1.00		DeKalb County School District						
	Custodians	11.00	11.00								
	SNS Manager	1.00	1.00								
	SNS Assistant Manager	1.00	1.00								
	Food Service Asst. (7hr)										
Special Education 25.50 -2.00	Food Service Asst. (6hr)	7.00	7.00		Division of Finance Budgets, Allotments & Scheduling 06/11/2025						
	Food Service Asst. (P/T)										
	Interrelated	12.00	12.00								
	MID	1.00	1.00								
	MoID	1.00	1.00								
	SPID	2.00	2.00								
	Speech										
	OT/PT										
	Vision										
	Hearing	1.00	1.00								
Other Certified 6.00 Paras (.50 each) 4.50 Other Classified	Other Certified	6.00	6.00		Division of Finance Budgets, Allotments & Scheduling 06/11/2025						
	Paras (.50 each)	4.50	2.50	-2.00							
	Other Classified										

Allotments	Allotment Calculation Details				Enrollment			Allotted± Enrolled	AllottedX Max Size	Seats Rem	
	Category	FY25	FY26	Change	2023	2024	Chg				
Teachers 86.50 -4.00 <i>Note: FY26 allotments are based on Fall 2024 enrollment by Grade.</i>	Pre-School										
	Kindergarten (21-24)										
	1st Grade (23-27)										
	2nd Grade (23-27)										
	3rd Grade (23-27)										
	4th Grade (25-28)										
	5th Grade (25-28)										
	6th Grade (25-28)										
	7th Grade (25-28)										
	8th Grade (25-28)										
Grades 9-12 (25-32)	57.00	56.00	-1.00		1,796	1,762	-34	31.5	1,792	30	
EIP/REP	0.50	1.00	+0.50		1796	1762	-34	← Total Enrollment			
ESOL	32.00	29.00	-3.00		MTSS Specialist			1.00			
Gifted	1.00	0.50	-0.50		JROTC			2.00			
Other Teachers (See Notes)					GRASP Counseling Grant						
Instructional Allotment 22.25 <i>No Change</i>	Art	2.00	2.00		ESA						
	Music	3.50	3.50		SRO			2.00			
	Physical Education/Health	6.00	6.00		Campus Supervisor			5.00			
	Elementary Band/Strings				Horizon Funds						
	CTAE/Vocational	10.00	10.00		Notes: <u>Facility Information:</u> 182,169 sf 33 portables Y RR portables 1271 Cap. Horizon Area DCSD#:529 GDOE#:4054 Title I Total Regular Ed/GE for Position Control: 120.75 Custodians: 11 custodians = 8.00 + 4.00 (portables) + 1.00 (high utilization)						
	In School Suspension	0.50	0.50								
Star Substitute	0.25	0.25									
Support Staff 14.93 <i>No Change</i>	Principal	1.00	1.00								
	Assistant Principal	5.00	5.00								
	Counselor	5.00	5.00								
	Media Specialist	1.00	1.00								
	School Psychologist	0.33	0.33								
Clerical 9.00 <i>No Change</i>	School Social Worker	0.60	0.60								
	School Nurse	1.00	1.00								
	LTSE	1.00	1.00								
Custodial 15.00 <i>No Change</i>	Secretary 12M Bookkeeper	1.00	1.00								
	Secretary 12M Registrar	1.00	1.00								
	Secretary 10M	6.00	6.00								
Nutrition Labor Hrs 7.00 <i>No Change</i>	Library Media Assistant	1.00	1.00								
	Plant Engineer	1.00	1.00								
	Head Custodian	1.00	1.00								
Special Education 18.50 +0.50	Custodians	13.00	13.00								
	SNS Manager	1.00	1.00								
	SNS Assistant Manager										
	Food Service Asst. (7hr)		1.00	+1.00							
	Food Service Asst. (6hr)	6.00	5.00	-1.00							
Other Classified 17.00 +0.50	Food Service Asst. (P/T)										
	Interrelated	16.00	17.00	+1.00							
	MID										
	MoID										
	SPID										
	Speech		0.50	+0.50							
	OT/PT										
	Vision										
Other Classified 2.00 -1.00	Hearing										
	Other Certified										
	Paras (.50 each)	2.00	1.00	-1.00							
Other Classified											
FY25 Notes											
<h2 style="text-align: center;">Cross Keys High School</h2> <h3 style="text-align: center;">Staff Allotments 2025-2026</h3> <p style="text-align: center;">Division of Finance Budgets, Allotments & Scheduling 06/11/2025</p>											

Allotments	Allotment Calculation Details				Enrollment			Allotted± Enrolled	AllottedX Max Size	Seats Rem	
	Category	FY25	FY26	Change	2023	2024	Chg				
Teachers 24.25 No Change Note: FY26 allotments are based on Fall 2024 enrollment by Grade.	Pre-School										
	Kindergarten (21-24)										
	1st Grade (23-27)										
	2nd Grade (23-27)										
	3rd Grade (23-27)										
	4th Grade (25-28)										
	5th Grade (25-28)										
	6th Grade (25-28)	1.00	1.00		1	1		1.0	28	27	
	7th Grade (25-28)	1.00	1.00		12	16	+4	12.0	28	12	
	8th Grade (25-28)	2.00	1.00	-1.00	31	7	-24	15.5	28	21	
Grades 9-12 (25-32)	5.00	4.00	-1.00	129	103	-26	25.8	128	25		
EIP/REP				173	127	-46	← Total Enrollment				
ESOL	2.00	2.00		MTSS Specialist							
Gifted				JROTC							
Other Teachers (See Notes)	13.25	15.25	+2.00	GRASP Counseling Grant							
Instructional Allotment 6.75 No Change	Art	1.00	1.00		ESA						
	Music	1.00	1.00		SRO						
	Physical Education/Health	2.00	2.00		Campus Supervisor						
	Elementary Band/Strings				Horizon Funds						
	CTAE/Vocational	2.00	2.00		Notes: Facility Information: 128,375 sf 0 portables N RR portables Cap. Horizon Area DCSD#:546 GDOE#:0500 Title I Total Regular Ed/GE for Position Control: 38 Other Teachers: +15.25 (Alternative Program)						
	In School Suspension	0.50	0.50								
Star Substitute	0.25	0.25		FY25 Notes +13.25 teachers for Alternative Program							
Support Staff 9.93 +0.50	Principal	1.00	1.00		DeKalb Alternative School Staff Allotments 2025-2026 Division of Finance Budgets, Allotments & Scheduling 06/11/2025						
	Assistant Principal	3.00	3.00								
	Counselor	2.00	2.00								
	Media Specialist	1.00	1.00								
	School Psychologist	0.33	0.33								
Clerical 3.50 No Change	School Social Worker	0.60	0.60		DeKalb County School District						
	School Nurse	1.00	1.00								
	LTSE	0.50	1.00	+0.50							
Custodial 7.00 No Change	Secretary 12M Bookkeeper	1.00	1.00		DeKalb County School District						
	Secretary 12M Registrar	1.00	1.00								
Nutrition Labor Hrs 3.00 No Change	Secretary 10M	1.00	1.00		DeKalb County School District						
	Library Media Assistant	0.50	0.50								
	Plant Engineer	1.00	1.00								
	Head Custodian	1.00	1.00								
Special Education 15.00 +4.25	Custodians	5.00	5.00		DeKalb County School District						
	SNS Manager										
	SNS Assistant Manager	1.00	1.00								
	Food Service Asst. (7hr)										
	Food Service Asst. (6hr)	1.00	1.00								
	Food Service Asst. (P/T)	1.00	1.00								
	Interrelated	10.00	12.00	+2.00							
	MID										
	MoID										
	SPID										
Speech	0.25	0.50	+0.25								
OT/PT		2.00	+2.00								
Special Education 15.00 +4.25	Vision				DeKalb County School District						
	Hearing										
	Other Certified										
	Paras (.50 each)	0.50	0.50								
Other Classified				DeKalb County School District							

Allotments	Allotment Calculation Details				Enrollment			Allotted± Enrolled	AllottedX Max Size	Seats Rem
	Category	FY25	FY26	Change	2023	2024	Chg			
Teachers 36.50 +2.00 <i>Note: FY26 allotments are based on Fall 2024 enrollment by Grade.</i>	Pre-School				36	40	+4			
	Kindergarten (21-24)	4.00	4.00		88	91	+3	22.8	96	5
	1st Grade (23-27)	4.00	4.00		96	103	+7	24.0	108	5
	2nd Grade (23-27)	3.00	4.00	+1.00	79	103	+24	26.3	108	5
	3rd Grade (23-27)	4.00	4.00		93	86	-7	23.3	108	22
	4th Grade (25-28)	4.00	4.00		87	92	+5	21.8	112	20
	5th Grade (25-28)	3.00	4.00	+1.00	76	90	+14	25.3	112	22
	6th Grade (25-28)									
	7th Grade (25-28)									
	8th Grade (25-28)									
Grades 9-12 (25-32)										
Instructional Allotment 3.75 No Change	EIP/REP	2.00	2.00		555	605	+50	← Total Enrollment		
	ESOL	10.00	10.00		MTSS Specialist			1.00		
	Gifted	0.50	0.50		JROTC					
	Other Teachers (See Notes)				GRASP Counseling Grant					
	Art	1.00	1.00		ESA			1.00		
	Music	1.00	1.00		SRO					
	Physical Education/Health	1.00	1.00		Campus Supervisor					
	Elementary Band/Strings	0.50	0.50		Horizon Funds					
	CTAE/Vocational				Notes: <u>Facility Information:</u> 69,760 sf 0 portables N RR portables 696 Cap. Horizon Area DCSD#:176 GDOE#:1055 Title I Total Regular Ed/GE for Position Control: 44.75					
	In School Suspension									
Star Substitute	0.25	0.25								
Support Staff 7.23 +0.50	Principal	1.00	1.00							
	Assistant Principal	1.00	1.00							
	Counselor	1.50	1.50							
	Media Specialist	1.00	1.00							
	School Psychologist	0.33	0.33							
Clerical 3.00 No Change	School Social Worker	0.40	0.40							
	School Nurse	1.00	1.00							
	LTSE	0.50	1.00	+0.50						
Custodial 3.00 No Change	Secretary 12M Bookkeeper	1.00	1.00							
	Secretary 12M Registrar									
	Secretary 10M	1.00	1.00							
Nutrition Labor Hrs 6.00 No Change	Library Media Assistant	1.00	1.00							
	Plant Engineer									
	Head Custodian	1.00	1.00							
	Custodians	2.00	2.00							
Special Education 10.50 No Change	SNS Manager	1.00	1.00							
	SNS Assistant Manager									
	Food Service Asst. (7hr)									
	Food Service Asst. (6hr)	5.00	5.00							
	Food Service Asst. (P/T)									
	Interrelated	8.00	8.00							
	MID									
	MoID									
	SPID									
	Speech		1.00	+1.00						
Other Certified Paras (.50 each) Other Classified	OT/PT									
	Vision									
	Hearing									
	Other Certified									
	Paras (.50 each)	2.50	1.50	-1.00						
Other Classified										

Dresden Elementary School

Staff Allotments 2025-2026

Division of Finance
Budgets, Allotments &
Scheduling
06/11/2025



Allotments	Allotment Calculation Details				Enrollment			Allotted÷ Enrolled	AllottedX Max Size	Seats Rem
	Category	FY25	FY26	Change	2023	2024	Chg			
Teachers 18.00 +5.00 <i>Note: FY26 allotments are based on Fall 2024 enrollment by Grade.</i>	Pre-School									
	Kindergarten (21-24)									
	1st Grade (23-27)									
	2nd Grade (23-27)									
	3rd Grade (23-27)									
	4th Grade (25-28)									
	5th Grade (25-28)									
	6th Grade (25-28)									
	7th Grade (25-28)									
	8th Grade (25-28)									
Grades 9-12 (25-32)	4.00	4.00			184	189	+5	46.0	128	-61
EIP/REP					184	189	+5	← Total Enrollment		
ESOL	4.00	6.00	+2.00		MTSS Specialist			1.00		
Gifted	0.50	0.50			JROTC			2.00		
Other Teachers (See Notes)	4.50	7.50	+3.00		GRASP Counseling Grant					
Instructional Allotment 6.75 No Change	Art	1.00	1.00		ESA					
	Music	1.00	1.00		SRO			1.00		
	Physical Education/Health	1.00	1.00		Campus Supervisor			2.00		
	Elementary Band/Strings				Horizon Funds					
	CTAE/Vocational	3.00	3.00							
Support Staff 8.93 +0.67	In School Suspension	0.50	0.50							
	Star Substitute	0.25	0.25							
Clerical 3.50 No Change	Principal	1.00	1.00							
	Assistant Principal	2.00	2.00							
	Counselor	2.00	2.00							
	Media Specialist	1.00	1.00							
	School Psychologist	0.33	0.33							
Custodial 6.00 No Change	School Social Worker	0.60	0.60							
	School Nurse	1.00	1.00							
	LTSE	0.33	1.00	+0.67						
Nutrition Labor Hrs 7.00 No Change	Secretary 12M Bookkeeper	1.00	1.00							
	Secretary 12M Registrar	1.00	1.00							
	Secretary 10M	1.00	1.00							
	Library Media Assistant	0.50	0.50							
Special Education 8.25 +2.25	Plant Engineer	1.00	1.00							
	Head Custodian	1.00	1.00							
	Custodians	4.00	4.00							
	SNS Manager	1.00	1.00							
	SNS Assistant Manager									
	Food Service Asst. (7hr)	2.00	2.00							
	Food Service Asst. (6hr)	4.00	4.00							
Food Service Asst. (P/T)										
Special Education 8.25 +2.25	Interrelated	6.00	8.00	+2.00						
	MID									
	MoID									
	SPID									
	Speech		0.25	+0.25						
	OT/PT									
	Vision									
	Hearing									
	Other Certified									
	Paras (.50 each)									
Other Classified										

Notes:

Facility Information:
93,700 sf | 0 portables | N RR portables | 0 Cap.
Horizon Area DCSD#:625(621) GDOE#:0810 Title I

Total Regular Ed/GE for Position Control: 30.75

Other Teachers: +7.50 (Alternative Program; ELEVATE Position Approved by Dr. Horton on 12-23-24)

FY25 Notes
+4.50 for Alternative Program Support, Counselor reduced to 2.00, AP reduced to 2.00 02/07/2024

Elizabeth Andrews High School

Staff Allotments 2025-2026

Division of Finance
Budgets, Allotments & Scheduling
06/16/2025

Allotments	Allotment Calculation Details				Enrollment			Allotted± Enrolled	AllottedX Max Size	Seats Rem
	Category	FY25	FY26	Change	2023	2024	Chg			
Teachers 23.50 No Change Note: FY26 allotments are based on Fall 2024 enrollment by Grade.	Pre-School				17	15	-2			
	Kindergarten (21-24)	3.00	4.00	+1.00	67	77	+10	19.3	96	19
	1st Grade (23-27)	3.00	3.00		77	63	-14	25.7	81	18
	2nd Grade (23-27)	4.00	4.00		93	86	-7	23.3	108	22
	3rd Grade (23-27)	3.00	3.00		75	68	-7	25.0	81	13
	4th Grade (25-28)	3.00	3.00		74	76	+2	24.7	84	8
	5th Grade (25-28)	3.00	3.00		79	75	-4	26.3	84	9
	6th Grade (25-28)									
	7th Grade (25-28)									
	8th Grade (25-28)									
	Grades 9-12 (25-32)									
Instructional Allotment 3.75 No Change	EIP/REP	2.00	2.00		482	460	-22	← Total Enrollment		
	ESOL	1.00	1.00		MTSS Specialist			1.00		
	Gifted	0.50	0.50		JROTC					
	Other Teachers (See Notes)	1.00		-1.00	GRASP Counseling Grant					
	Art	1.00	1.00		ESA			1.00		
	Music	1.00	1.00		SRO					
	Physical Education/Health	1.00	1.00		Campus Supervisor					
	Elementary Band/Strings	0.50	0.50		Horizon Funds					
	CTAE/Vocational				Notes:					
	In School Suspension				Facility Information:					
Star Substitute	0.25	0.25		66,977 sf 4 portables N RR portables 600 Cap. Horizon Area DCSD#:187 GDOE#:0375 Title I						
Support Staff 7.23 +0.50	Principal	1.00	1.00		Total Regular Ed/GE for Position Control: 31.75					
	Assistant Principal	1.00	1.00							
	Counselor	1.50	1.50							
	Media Specialist	1.00	1.00							
	School Psychologist	0.33	0.33							
	School Social Worker	0.40	0.40							
	School Nurse	1.00	1.00							
LTSE	0.50	1.00	+0.50							
Clerical 3.00 No Change	Secretary 12M Bookkeeper	1.00	1.00							
	Secretary 12M Registrar									
Custodial 3.00 No Change	Secretary 10M	1.00	1.00							
	Library Media Assistant	1.00	1.00							
Nutrition Labor Hrs 5.50 No Change	Plant Engineer				FY25 Notes					
	Head Custodian	1.00	1.00		+1.0 to Support EIP Instructional Need (8/11/24 - Dr. Hall)					
	Custodians	2.00	2.00							
Special Education 7.00 +0.50	SNS Manager	0.50	0.50							
	SNS Assistant Manager	1.00	1.00							
	Food Service Asst. (7hr)									
	Food Service Asst. (6hr)	4.00	4.00							
	Food Service Asst. (P/T)									
	Interrelated	4.00	4.00							
	MID									
	MoID									
	SPID									
	Speech	0.50	1.00	+0.50						
Other Certified Paras (.50 each) Other Classified	OT/PT									
	Vision									
	Hearing									
	Other Certified	1.00	1.00							
	Paras (.50 each)	1.00	1.00							
Other Classified										


Fairington Elementary School


Staff Allotments 2025-2026

Division of Finance
Budgets, Allotments &
Scheduling
06/11/2025



Allotments	Allotment Calculation Details				Enrollment			Allotted± Enrolled	AllottedX Max Size	Seats Rem
	Category	FY25	FY26	Change	2023	2024	Chg			
	Pre-School				54	47	-7			
Teachers 41.00	Kindergarten (21-24)	6.00	6.00		132	138	+6	23.0	144	6
	1st Grade (23-27)	6.00	5.00	-1.00	145	129	-16	24.2	135	6
	2nd Grade (23-27)	7.00	6.00	-1.00	171	145	-26	24.4	162	17
	3rd Grade (23-27)	6.00	7.00	+1.00	151	171	+20	25.2	189	18
+0.50	4th Grade (25-28)	6.00	6.00		161	152	-9	26.8	168	16
	5th Grade (25-28)	6.00	7.00	+1.00	162	179	+17	27.0	196	17
	6th Grade (25-28)									
Note: FY26 allotments are based on Fall 2024 enrollment by Grade.	7th Grade (25-28)									
	8th Grade (25-28)									
	Grades 9-12 (25-32)									
	EIP/REP	2.00	2.00		976	961	-15	← Total Enrollment		
	ESOL	1.00	1.50	+0.50	MTSS Specialist			1.00		
	Gifted	0.50	0.50		JROTC					
	Other Teachers (See Notes)				GRASP Counseling Grant					
					ESA			2.00		
Instructional Allotment 5.75	Art	1.00	1.00		SRO					
	Music	2.00	2.00		Campus Supervisor					
	Physical Education/Health	2.00	2.00		Horizon Funds					
	Elementary Band/Strings	0.50	0.50		Notes: <u>Facility Information:</u> 107,937 sf 3 portables N RR portables 960 Cap. Horizon Area DCSD#:186 GDOE#:0107 Title I Total Regular Ed/GE for Position Control: 52.75 Custodians: 5th custodian for high utilization					
	CTAE/Vocational									
	In School Suspension									
No Change	Star Substitute	0.25	0.25							
Support Staff 8.73	Principal	1.00	1.00							
	Assistant Principal	2.00	2.00							
	Counselor	2.00	2.00							
	Media Specialist	1.00	1.00							
	School Psychologist	0.33	0.33							
	School Social Worker	0.40	0.40							
	School Nurse	1.00	1.00							
+0.50	LTSE	0.50	1.00	+0.50						
Clerical 4.00	Secretary 12M Bookkeeper	1.00	1.00							
	Secretary 12M Registrar									
No Change	Secretary 10M	2.00	2.00							
	Library Media Assistant	1.00	1.00							
Custodial 6.00	Plant Engineer									
	Head Custodian	1.00	1.00							
	Custodians	5.00	5.00							
No Change										
Nutrition Labor Hrs 9.00	SNS Manager	1.00	1.00							
	SNS Assistant Manager									
	Food Service Asst. (7hr)	2.00	1.00	-1.00						
	Food Service Asst. (6hr)	4.00	7.00	+3.00						
	Food Service Asst. (P/T)									
+2.00										
Special Education 17.50	Interrelated	10.00	11.00	+1.00						
	MID									
	MoID									
	SPID									
	Speech	1.50	1.00	-0.50						
	OT/PT									
	Vision									
	Hearing									
	Other Certified	2.00	2.00							
	Paras (.50 each)	3.50	3.50							
+0.50	Other Classified									
					FY25 Notes					
					<h2 style="text-align: center;">Flat Rock Elementary School</h2> <h3 style="text-align: center;">Staff Allotments 2025-2026</h3> <p style="text-align: center;">Division of Finance Budgets, Allotments & Scheduling 06/11/2025</p>					

Allotments	Allotment Calculation Details				Enrollment			Allotted± Enrolled	AllottedX Max Size	Seats Rem
	Category	FY25	FY26	Change	2023	2024	Chg			
Teachers 22.00 -1.00 <i>Note: FY26 allotments are based on Fall 2024 enrollment by Grade.</i>	Pre-School				19	15	-4			
	Kindergarten (21-24)	3.00	3.00		56	50	-6	16.7	72	22
	1st Grade (23-27)	3.00	3.00		76	55	-21	25.3	81	26
	2nd Grade (23-27)	3.00	3.00		78	59	-19	26.0	81	22
	3rd Grade (23-27)	3.00	3.00		67	68	+1	22.3	81	13
	4th Grade (25-28)	3.00	2.00	-1.00	76	53	-23	25.3	56	3
	5th Grade (25-28)	4.00	3.00	-1.00	89	69	-20	22.3	84	15
	6th Grade (25-28)									
	7th Grade (25-28)									
	8th Grade (25-28)									
Grades 9-12 (25-32)										
EIP/REP	3.00	4.00	+1.00		461	369	-92	← Total Enrollment		
ESOL	0.50	0.50			MTSS Specialist			1.00		
Gifted	0.50	0.50			JROTC					
Other Teachers (See Notes)					GRASP Counseling Grant					
Instructional Allotment 3.25 -0.50	Art	1.00	0.50	-0.50	ESA			1.00		
	Music	1.00	1.00		SRO					
	Physical Education/Health	1.00	1.00		Campus Supervisor					
	Elementary Band/Strings	0.50	0.50		Horizon Funds					
	CTAE/Vocational				Notes: <u>Facility Information:</u> 63,644 sf 0 portables N RR portables 600 Cap. Horizon Area DCSD#:195 GDOE#:3056 Title I Total Regular Ed/GE for Position Control: 29.25					
	In School Suspension									
	Star Substitute	0.25	0.25							
Support Staff 6.93 +0.50	Principal	1.00	1.00		FY25 Notes EIP Adjustment made on 8\5\2024 (Dr. Hall)					
	Assistant Principal	1.00	1.00							
	Counselor	1.00	1.00							
	Media Specialist	1.00	1.00							
	School Psychologist	0.33	0.33							
	School Social Worker	0.60	0.60							
	School Nurse	1.00	1.00							
LTSE	0.50	1.00	+0.50							
Clerical 3.00 No Change	Secretary 12M Bookkeeper	1.00	1.00		Flat Shoals Elementary School Staff Allotments 2025-2026 Division of Finance Budgets, Allotments & Scheduling 06/11/2025					
	Secretary 12M Registrar									
	Secretary 10M	1.00	1.00							
Custodial 3.00 No Change	Library Media Assistant	1.00	1.00							
	Plant Engineer									
	Head Custodian	1.00	1.00							
Nutrition Labor Hrs 5.50 +1.00	Custodians	2.00	2.00							
	SNS Manager	0.50	0.50							
	SNS Assistant Manager		1.00	+1.00						
	Food Service Asst. (7hr)									
Special Education 9.50 +3.00	Food Service Asst. (6hr)	4.00	4.00							
	Food Service Asst. (P/T)									
	Interrelated	5.00	6.00	+1.00						
	MID									
	MoID									
	SPID									
	Speech		0.50	+0.50						
	OT/PT									
	Vision									
	Hearing									
Other Certified Paras (.50 each) Other Classified	Other Certified									
	Paras (.50 each)	1.50	3.00	+1.50						
	Other Classified									

Allotments	Allotment Calculation Details				Enrollment			Allotted± Enrolled	AllottedX Max Size	Seats Rem
	Category	FY25	FY26	Change	2023	2024	Chg			
Teachers 35.50 -1.00 <i>Note: FY26 allotments are based on Fall 2024 enrollment by Grade.</i>	Pre-School				22	20	-2			
	Kindergarten (21-24)	4.00	4.00		82	87	+5	21.8	96	9
	1st Grade (23-27)	4.00	4.00		103	86	-17	25.8	108	22
	2nd Grade (23-27)	5.00	4.00	-1.00	114	108	-6	22.8	108	0
	3rd Grade (23-27)	4.00	4.00		92	107	+15	23.0	108	1
	4th Grade (25-28)	4.00	4.00		94	101	+7	23.5	112	11
	5th Grade (25-28)	4.00	4.00		112	93	-19	28.0	112	19
	6th Grade (25-28)									
	7th Grade (25-28)									
	8th Grade (25-28)									
Grades 9-12 (25-32)										
Instructional Allotment 3.75 No Change	EIP/REP	2.00	2.00		619	602	-17	← Total Enrollment		
	ESOL	9.00	9.00		MTSS Specialist			1.00		
	Gifted	0.50	0.50		JROTC					
	Other Teachers (See Notes)				GRASP Counseling Grant					
	Art	1.00	1.00		ESA			1.00		
Support Staff 7.03 +0.50	Music	1.00	1.00		SRO					
	Physical Education/Health	1.00	1.00		Campus Supervisor					
	Elementary Band/Strings	0.50	0.50		Horizon Funds					
	CTAE/Vocational				Notes:					
	In School Suspension				<p style="text-align: center;"><u>Facility Information:</u></p> <p>54,213 sf 6 portables N RR portables 504 Cap. Horizon Area DCSD#:218 GDOE#:4058 Title I</p> <p style="text-align: center;">Total Regular Ed/GE for Position Control: 43.75</p> <p>Custodians: 3rd custodian for high utilization</p>					
Clerical 3.00 No Change	Star Substitute	0.25	0.25		FY25 Notes					
	Principal	1.00	1.00							
	Assistant Principal	1.00	1.00							
Custodial 4.00 No Change	Counselor	1.50	1.50		<p style="text-align: center;">Hightower Elementary School</p> <p style="text-align: center;"><i>Staff Allotments 2025-2026</i></p> <p style="text-align: center;">Division of Finance Budgets, Allotments & Scheduling 06/11/2025</p> 					
	Media Specialist	1.00	1.00							
	School Psychologist	0.33	0.33							
	School Social Worker	0.20	0.20							
Nutrition Labor Hrs 6.00 No Change	School Nurse	1.00	1.00							
	LTSE	0.50	1.00	+0.50						
	Secretary 12M Bookkeeper	1.00	1.00							
Special Education 9.50 +1.50	Secretary 12M Registrar									
	Secretary 10M	1.00	1.00							
	Library Media Assistant	1.00	1.00							
	Plant Engineer									
	SNS Manager	1.00	1.00							
	Head Custodian	1.00	1.00							
	SNS Assistant Manager									
Food Service Asst. (7hr)	1.00		-1.00							
Food Service Asst. (6hr)	4.00	5.00	+1.00							
Food Service Asst. (P/T)										
Special Education 9.50 +1.50	Interrelated	7.00	7.00							
	MID									
	MoID									
	SPID									
	Speech		1.50	+1.50						
	OT/PT									
	Vision									
	Hearing									
Other Certified										
Paras (.50 each)	1.00	1.00								
Other Classified										

Allotments	Allotment Calculation Details				Enrollment			Allotted± Enrolled	AllottedX Max Size	Seats Rem	
	Category	FY25	FY26	Change	2023	2024	Chg				
Teachers 56.50 +3.00 <i>Note: FY26 allotments are based on Fall 2024 enrollment by Grade.</i>	Pre-School				44	75	+31				
	Kindergarten (21-24)	6.00	6.00		128	134	+6	22.3	144	10	
	1st Grade (23-27)	6.00	6.00		136	158	+22	22.7	162	4	
	2nd Grade (23-27)	6.00	6.00		147	144	-3	24.5	162	18	
	3rd Grade (23-27)	6.00	6.00		149	148	-1	24.8	162	14	
	4th Grade (25-28)	6.00	6.00		145	156	+11	24.2	168	12	
	5th Grade (25-28)	5.00	6.00	+1.00	121	149	+28	24.2	168	19	
	6th Grade (25-28)										
	7th Grade (25-28)										
	8th Grade (25-28)										
	Grades 9-12 (25-32)										
	Instructional Allotment 5.75 <i>No Change</i>	EIP/REP	2.00	2.00		870	964	+94	← Total Enrollment		
ESOL		16.00	18.00	+2.00	MTSS Specialist			1.00			
Gifted		0.50	0.50		JROTC						
Other Teachers (See Notes)					GRASP Counseling Grant						
Art		1.00	1.00		ESA			2.00			
Music		2.00	2.00		SRO						
Physical Education/Health		2.00	2.00		Campus Supervisor						
Elementary Band/Strings	0.50	0.50		Horizon Funds							
CTAE/Vocational				Notes: <u>Facility Information:</u> 151,000 sf 0 portables N RR portables 1224 Cap. Horizon Area DCSD#:230 GDOE#:2059 Title I Total Regular Ed/GE for Position Control: 68.25 3hr Food Service Assistant							
In School Suspension											
Star Substitute	0.25	0.25									
Support Staff 8.93 +0.50	Principal	1.00	1.00								
	Assistant Principal	2.00	2.00								
	Counselor	2.00	2.00								
	Media Specialist	1.00	1.00								
	School Psychologist	0.33	0.33								
School Social Worker	0.60	0.60									
School Nurse	1.00	1.00									
LTSE	0.50	1.00	+0.50								
Clerical 4.00 <i>No Change</i>	Secretary 12M Bookkeeper	1.00	1.00								
	Secretary 12M Registrar										
Custodial 8.00 <i>No Change</i>	Secretary 10M	2.00	2.00								
	Library Media Assistant	1.00	1.00								
Nutrition Labor Hrs 9.00 -1.00	Plant Engineer	1.00	1.00								
	Head Custodian	1.00	1.00								
	Custodians	6.00	6.00								
	SNS Manager	1.00	1.00								
	SNS Assistant Manager	1.00	1.00								
Special Education 12.25 +0.25	Food Service Asst. (7hr)	1.00	1.00								
	Food Service Asst. (6hr)	6.00	6.00								
	Food Service Asst. (P/T)	1.00		-1.00							
	Interrelated	5.00	5.00								
	MID										
	MoID	1.00	1.00								
	SPID										
	Speech		0.25	+0.25							
	OT/PT										
	Vision										
Other Classified 2.00 4.00 2.00	Hearing										
	Other Certified	2.00	2.00								
	Paras (.50 each)	4.00	4.00								
	Other Classified										

Indian Creek Elementary School

Staff Allotments 2025-2026

Division of Finance
 Budgets, Allotments &
 Scheduling
 06/11/2025




Allotments	Allotment Calculation Details				Enrollment			Allotted± Enrolled	AllottedX Max Size	Seats Rem	
	Category	FY25	FY26	Change	2023	2024	Chg				
Teachers 54.00 +0.50	Pre-School										
	Kindergarten (21-24)										
	1st Grade (23-27)										
	2nd Grade (23-27)										
	3rd Grade (23-27)										
	4th Grade (25-28)										
	5th Grade (25-28)										
	6th Grade (25-28)										
	7th Grade (25-28)										
	8th Grade (25-28)										
Note: FY26 allotments are based on Fall 2024 enrollment by Grade.	Grades 9-12 (25-32)	48.00	49.00	+1.00	1,512	1,564	+52	31.5	1,568	4	
	EIP/REP	0.50	1.00	+0.50	1512	1564	+52	← Total Enrollment			
	ESOL	4.00	3.00	-1.00	MTSS Specialist			1.00			
	Gifted	1.00	1.00		JROTC			3.00			
	Other Teachers (See Notes)				GRASP Counseling Grant						
	Instructional Allotment 14.75 No Change	Art	2.00	2.00		ESA					
		Music	3.00	3.00		SRO			2.00		
		Physical Education/Health	5.00	5.00		Campus Supervisor			5.00		
		Elementary Band/Strings				Horizon Funds					
		CTAE/Vocational	4.00	4.00		Notes: <u>Facility Information:</u> 189,851 sf 0 portables N RR portables 1426 Cap. Horizon Area DCSD#:559 GDOE#:0202 Title I Total Regular Ed/GE for Position Control: 78.75 Custodians: 9th custodian for high utilization					
In School Suspension		0.50	0.50								
Star Substitute	0.25	0.25									
Support Staff 14.13 No Change	Principal	1.00	1.00								
	Assistant Principal	4.00	4.00								
	Counselor	4.00	4.00								
	Media Specialist	1.00	1.00								
	School Psychologist	0.33	0.33								
Clerical 8.00 No Change	School Social Worker	0.80	0.80								
	School Nurse	1.00	1.00								
	LTSE	2.00	2.00								
	Secretary 12M Bookkeeper	1.00	1.00								
Custodial 11.00 No Change	Secretary 12M Registrar	1.00	1.00								
	Secretary 10M	5.00	5.00								
	Library Media Assistant	1.00	1.00								
Nutrition Labor Hrs 7.00 No Change	Plant Engineer	1.00	1.00								
	Head Custodian	1.00	1.00								
	Custodians	9.00	9.00								
	SNS Manager	1.00	1.00								
Special Education 26.75 -1.75	SNS Assistant Manager										
	Food Service Asst. (7hr)	1.00		-1.00							
	Food Service Asst. (6hr)	5.00	6.00	+1.00							
	Food Service Asst. (P/T)										
	Interrelated	17.00	19.00	+2.00							
	MID	1.00	1.00								
	MoID	2.00	2.00								
SPID	1.00	1.00									
Speech	2.00	0.25	-1.75								
	OT/PT										
	Vision										
	Hearing										
	Other Certified										
	Paras (.50 each)	5.50	3.50	-2.00							
	Other Classified										

Lithonia High School

Staff Allotments 2025-2026

Division of Finance
Budgets, Allotments &
Scheduling
06/11/2025



Allotments	Allotment Calculation Details				Enrollment			Allotted± Enrolled	AllottedX Max Size	Seats Rem	
	Category	FY25	FY26	Change	2023	2024	Chg				
Teachers 47.00 -2.00 <i>Note: FY26 allotments are based on Fall 2024 enrollment by Grade.</i>	Pre-School										
	Kindergarten (21-24)										
	1st Grade (23-27)										
	2nd Grade (23-27)										
	3rd Grade (23-27)										
	4th Grade (25-28)										
	5th Grade (25-28)										
	6th Grade (25-28)										
	7th Grade (25-28)										
	8th Grade (25-28)										
Grades 9-12 (25-32)	45.00	43.00	-2.00		1,434	1,352	-82	31.9	1,376	24	
EIP/REP	0.50	1.00	+0.50		1434	1352	-82	← Total Enrollment			
ESOL	1.50	1.50			MTSS Specialist			1.00			
Gifted	1.00	0.50	-0.50		JROTC			3.00			
Other Teachers (See Notes)	1.00	1.00			GRASP Counseling Grant						
Instructional Allotment 18.75 No Change	Art	2.00	2.00		ESA						
	Music	3.00	3.00		SRO			2.00			
	Physical Education/Health	5.00	5.00		Campus Supervisor			5.00			
	Elementary Band/Strings				Horizon Funds						
	CTAE/Vocational	8.00	8.00		Notes: <u>Facility Information:</u> 262,945 sf 0 portables N RR portables 2046 Cap. Horizon Area DCSD#:574 GDOE#:0103 Title I Total Regular Ed/GE for Position Control: 77.75 Other Teachers: IB Program +1.00 Teachers AP: 5th AP for 3DE program Counselor: 5th counselor for 3DE program						
	In School Suspension	0.50	0.50								
	Star Substitute	0.25	0.25								
Support Staff 15.93 +1.00	Principal	1.00	1.00		FY25 Notes Junior Achievement: +1 AP and +1 Counselor						
	Assistant Principal	5.00	5.00								
	Counselor	5.00	5.00								
	Media Specialist	1.00	1.00								
	School Psychologist	0.33	0.33								
	School Social Worker	0.60	0.60								
	School Nurse	1.00	1.00								
LTSE	1.00	2.00	+1.00								
Clerical 8.00 No Change	Secretary 12M Bookkeeper	1.00	1.00		Martin Luther King, Jr. High School <i>Staff Allotments 2025-2026</i> Division of Finance Budgets, Allotments & Scheduling 06/11/2025						
	Secretary 12M Registrar	1.00	1.00								
	Secretary 10M	5.00	5.00								
	Library Media Assistant	1.00	1.00								
Custodial 13.00 No Change	Plant Engineer	1.00	1.00								
	Head Custodian	1.00	1.00								
	Custodians	11.00	11.00								
Nutrition Labor Hrs 7.08 No Change	SNS Manager	1.00	1.00		DeKalb County School District						
	SNS Assistant Manager										
	Food Service Asst. (7hr)		1.00	+1.00							
	Food Service Asst. (6hr)	6.08	5.08	-1.00							
Special Education 24.25 -0.25	Food Service Asst. (P/T)				267						
	Interrelated	15.00	17.00	+2.00							
	MID	1.00	1.00								
	MoID	2.00	2.00								
	SPID	1.00	1.00								
	Speech		0.25	+0.25							
	OT/PT										
	Vision										
	Hearing										
	Other Certified										
Paras (.50 each)	5.50	3.00	-2.50								
Other Classified											


Allotments	Allotment Calculation Details				Enrollment			Allotted± Enrolled	AllottedX Max Size	Seats Rem
	Category	FY25	FY26	Change	2023	2024	Chg			
Teachers 22.00 -2.00 <i>Note: FY26 allotments are based on Fall 2024 enrollment by Grade.</i>	Pre-School				49	42	-7			
	Kindergarten (21-24)	4.00	4.00		74	74		18.5	96	22
	1st Grade (23-27)	3.00	3.00		67	55	-12	22.3	81	26
	2nd Grade (23-27)	4.00	3.00	-1.00	89	72	-17	22.3	81	9
	3rd Grade (23-27)	3.00	3.00		79	72	-7	26.3	81	9
	4th Grade (25-28)	4.00	3.00	-1.00	88	64	-24	22.0	84	20
	5th Grade (25-28)	3.00	3.00		75	73	-2	25.0	84	11
	6th Grade (25-28)									
	7th Grade (25-28)									
	8th Grade (25-28)									
	Grades 9-12 (25-32)									
	Instructional Allotment 3.75 No Change	EIP/REP	2.00	2.00		521	452	-69	← Total Enrollment	
ESOL		0.50	0.50		MTSS Specialist			1.00		
Gifted		0.50	0.50		JROTC					
Other Teachers (See Notes)					GRASP Counseling Grant					
Art		1.00	1.00		ESA			1.00		
Music		1.00	1.00		SRO					
Physical Education/Health		1.00	1.00		Campus Supervisor					
Elementary Band/Strings		0.50	0.50		Horizon Funds					
CTAE/Vocational					Notes: <u>Facility Information:</u> 99,000 sf 0 portables N RR portables 888 Cap. Horizon Area DCSD#:262 GDOE#:0409 Title I Total Regular Ed/GE for Position Control: 30.25					
In School Suspension										
Star Substitute	0.25	0.25								
Support Staff 7.43 +0.50	Principal	1.00	1.00							
	Assistant Principal	1.00	1.00							
	Counselor	1.50	1.50							
	Media Specialist	1.00	1.00							
	School Psychologist	0.33	0.33							
Clerical 3.00 No Change	School Social Worker	0.60	0.60							
	School Nurse	1.00	1.00							
	LTSE	0.50	1.00	+0.50						
Custodial 5.00 No Change	Secretary 12M Bookkeeper	1.00	1.00							
	Secretary 12M Registrar									
	Secretary 10M	1.00	1.00							
Nutrition Labor Hrs 6.00 No Change	Library Media Assistant	1.00	1.00							
	Plant Engineer									
	Head Custodian	1.00	1.00							
	Custodians	4.00	4.00							
Special Education 12.75 +0.25	SNS Manager	1.00	1.00							
	SNS Assistant Manager									
	Food Service Asst. (7hr)	2.00	2.00							
	Food Service Asst. (6hr)	3.00	3.00							
	Food Service Asst. (P/T)									
	Interrelated	7.00	7.00							
	MID									
	MoID									
	SPID									
	Speech		0.25	+0.25						
OT/PT										
Special Education 12.75 +0.25	Vision									
	Hearing									
	Other Certified	2.00	2.00							
	Paras (.50 each)	3.50	3.50							
	Other Classified									


McNair Discovery Learning Academy

Staff Allotments 2025-2026

 Division of Finance
 Budgets, Allotments & Scheduling
 06/11/2025



Allotments	Allotment Calculation Details				Enrollment			Allotted± Enrolled	AllottedX Max Size	Seats Rem	
	Category	FY25	FY26	Change	2023	2024	Chg				
Teachers 29.50 -0.50 <i>Note: FY26 allotments are based on Fall 2024 enrollment by Grade.</i>	Pre-School										
	Kindergarten (21-24)										
	1st Grade (23-27)										
	2nd Grade (23-27)										
	3rd Grade (23-27)										
	4th Grade (25-28)										
	5th Grade (25-28)										
	6th Grade (25-28)										
	7th Grade (25-28)										
	8th Grade (25-28)										
Grades 9-12 (25-32)	25.00	25.00			782	770	-12	31.3	800	30	
EIP/REP	0.50	1.00	+0.50		782	770	-12	← Total Enrollment			
ESOL	3.00	3.00			MTSS Specialist			1.00			
Gifted	0.50	0.50			JROTC			2.00			
Other Teachers (See Notes)	1.00		-1.00		GRASP Counseling Grant						
Instructional Allotment 13.75 No Change	Art	1.00	1.00		ESA						
	Music	2.00	2.00		SRO			2.00			
	Physical Education/Health	3.00	3.00		Campus Supervisor			4.00			
	Elementary Band/Strings				Horizon Funds						
	CTAE/Vocational	7.00	7.00		Notes: <u>Facility Information:</u> 186,069 sf 0 portables N RR portables 1674 Cap. Horizon Area DCSD#:595 GDOE#:3070 Title I Total Regular Ed/GE for Position Control: 51.25 AP: -1.00, no longer a 3DE program Counselor: -1.00, no longer a 3DE program						
	In School Suspension	0.50	0.50								
	Star Substitute	0.25	0.25								
Support Staff 10.93 -2.00	Principal	1.00	1.00		FY25 Notes Junior Achievement: +1 AP and +1 Counselor, +1.00 teacher for forecast data. Will revisit during district balancing in the fall 2/9/24. Increased +2.0 per Dr. E. Hall on 6/11/24.						
	Assistant Principal	4.00	3.00	-1.00							
	Counselor	4.00	3.00	-1.00							
	Media Specialist	1.00	1.00								
	School Psychologist	0.33	0.33								
	School Social Worker	0.60	0.60								
	School Nurse	1.00	1.00								
LTSE	1.00	1.00									
Clerical 5.00 No Change	Secretary 12M Bookkeeper	1.00	1.00		McNair High School Staff Allotments 2025-2026 Division of Finance Budgets, Allotments & Scheduling 06/11/2025						
	Secretary 12M Registrar	1.00	1.00								
	Secretary 10M	2.00	2.00								
	Library Media Assistant	1.00	1.00								
Custodial 10.00 No Change	Plant Engineer	1.00	1.00								
	Head Custodian	1.00	1.00								
	Custodians	8.00	8.00								
Nutrition Labor Hrs 6.00 No Change	SNS Manager	0.50	1.00	+0.50							
	SNS Assistant Manager										
	Food Service Asst. (7hr)	1.00	1.00								
	Food Service Asst. (6hr)	4.00	4.00								
	Food Service Asst. (P/T)										
Special Education 17.50 -1.50	Interrelated	10.00	11.00	+1.00							
	MID	2.00	2.00								
	MoID										
	SPID	1.00	1.00								
	Speech	2.00	0.50	-1.50							
	OT/PT										
	Vision										
	Hearing										
	Other Certified										
	Paras (.50 each)	4.00	3.00	-1.00							
Other Classified											

Allotments	Allotment Calculation Details				Enrollment			Allotted± Enrolled	AllottedX Max Size	Seats Rem	
	Category	FY25	FY26	Change	2023	2024	Chg				
Teachers 30.50 -4.00 <i>Note: FY26 allotments are based on Fall 2024 enrollment by Grade.</i>	Pre-School										
	Kindergarten (21-24)										
	1st Grade (23-27)										
	2nd Grade (23-27)										
	3rd Grade (23-27)										
	4th Grade (25-28)										
	5th Grade (25-28)										
	6th Grade (25-28)	10.00	9.00	-1.00	259	240	-19	25.9	252	12	
	7th Grade (25-28)	10.00	9.00	-1.00	272	228	-44	27.2	252	24	
	8th Grade (25-28)	10.00	9.00	-1.00	264	239	-25	26.4	252	13	
Grades 9-12 (25-32)											
EIP/REP	1.00	1.00			795	707	-88	← Total Enrollment			
ESOL	2.00	2.00			MTSS Specialist			1.00			
Gifted	0.50	0.50			JROTC						
Other Teachers (See Notes)	1.00		-1.00		GRASP Counseling Grant						
Instructional Allotment 9.75 No Change	Art	1.00	1.00		ESA						
	Music	2.00	2.00		SRO			1.00			
	Physical Education/Health	3.00	3.00		Campus Supervisor			3.00			
	Elementary Band/Strings				Horizon Funds						
	CTAE/Vocational	3.00	3.00		Notes: <u>Facility Information:</u> 169,591 sf 0 portables N RR portables 1200 Cap. Horizon Area DCSD#:544 GDOE#:1057 Title I Total Regular Ed/GE for Position Control: 48.25						
	In School Suspension	0.50	0.50								
	Star Substitute	0.25	0.25								
Support Staff 10.93 No Change	Principal	1.00	1.00		FY25 Notes						
	Assistant Principal	3.00	3.00								
	Counselor	3.00	3.00								
	Media Specialist	1.00	1.00								
	School Psychologist	0.33	0.33								
	School Social Worker	0.60	0.60								
Clerical 5.00 No Change	School Nurse	1.00	1.00		McNair Middle School Staff Allotments 2025-2026 Division of Finance Budgets, Allotments & Scheduling 06/11/2025						
	LTSE	1.00	1.00								
	Secretary 12M Bookkeeper	1.00	1.00								
	Secretary 12M Registrar	1.00	1.00								
Custodial 9.00 No Change	Secretary 10M	2.00	2.00								
	Library Media Assistant	1.00	1.00								
	Plant Engineer	1.00	1.00								
Nutrition Labor Hrs 7.00 No Change	Head Custodian	1.00	1.00		DeKalb County School District						
	Custodians	7.00	7.00								
	SNS Manager	1.00	1.00								
	SNS Assistant Manager										
	Food Service Asst. (7hr)	2.00	2.00								
Special Education 16.00 +0.50	Food Service Asst. (6hr)	4.00	3.00	-1.00	Division of Finance Budgets, Allotments & Scheduling 06/11/2025						
	Food Service Asst. (P/T)		1.00	+1.00							
	Interrelated	9.00	10.00	+1.00							
	MID	1.00	1.00								
	MoID	1.00	1.00								
	SPID	1.00	1.00								
	Speech	1.00	1.50	+0.50							
	OT/PT										
	Vision										
	Hearing										
Other Certified Paras (.50 each) Other Classified	Other Certified				Division of Finance Budgets, Allotments & Scheduling 06/11/2025						
	Paras (.50 each)	2.50	1.50	-1.00							
	Other Classified										

Allotments	Allotment Calculation Details				Enrollment			Allotted± Enrolled	AllottedX Max Size	Seats Rem
	Category	FY25	FY26	Change	2023	2024	Chg			
Teachers 38.50 -2.00 <i>Note: FY26 allotments are based on Fall 2024 enrollment by Grade.</i>	Pre-School				42	38	-4			
	Kindergarten (21-24)	5.00	4.00	-1.00	102	91	-11	22.8	96	5
	1st Grade (23-27)	4.00	4.00		90	94	+4	22.5	108	14
	2nd Grade (23-27)	4.00	3.00	-1.00	105	81	-24	26.3	81	0
	3rd Grade (23-27)	4.00	4.00		96	100	+4	24.0	108	8
	4th Grade (25-28)	5.00	4.00	-1.00	115	97	-18	23.0	112	15
	5th Grade (25-28)	3.00	4.00	+1.00	84	85	+1	28.0	112	27
	6th Grade (25-28)									
	7th Grade (25-28)									
	8th Grade (25-28)									
	Grades 9-12 (25-32)									
	Instructional Allotment 3.75 No Change	EIP/REP	2.00	2.00		634	586	-48	← Total Enrollment	
ESOL		13.00	13.00		MTSS Specialist			1.00		
Gifted		0.50	0.50		JROTC					
Other Teachers (See Notes)					GRASP Counseling Grant					
Art		1.00	1.00		ESA			1.00		
Music		1.00	1.00		SRO					
Physical Education/Health		1.00	1.00		Campus Supervisor					
Elementary Band/Strings		0.50	0.50		Horizon Funds					
CTAE/Vocational					Notes:					
In School Suspension					<u>Facility Information:</u> 71,711 sf 0 portables N RR portables 648 Cap. Horizon Area DCSD#:278 GDOE#:4062 Title I Total Regular Ed/GE for Position Control: 46.75					
Support Staff 7.03 +0.50	Star Substitute	0.25	0.25		Custodians: Keep 4th custodian for FY26 per MH 2/11					
	Principal	1.00	1.00		FY25 Notes					
	Assistant Principal	1.00	1.00		Keep +1 custodian for high util - 20240207					
	Counselor	1.50	1.50							
	Media Specialist	1.00	1.00							
	School Psychologist	0.33	0.33							
	School Social Worker	0.20	0.20							
Clerical 3.00 No Change	School Nurse	1.00	1.00							
	LTSE	0.50	1.00	+0.50						
	Secretary 12M Bookkeeper	1.00	1.00							
	Secretary 12M Registrar									
Custodial 5.00 No Change	Secretary 10M	1.00	1.00							
	Library Media Assistant	1.00	1.00							
	Plant Engineer									
Nutrition Labor Hrs 5.00 No Change	Head Custodian	1.00	1.00							
	Custodians	4.00	4.00							
	SNS Manager	1.00	1.00							
	SNS Assistant Manager									
	Food Service Asst. (7hr)	1.00	1.00							
Special Education 10.50 +2.00	Food Service Asst. (6hr)	3.00	3.00							
	Food Service Asst. (P/T)									
	Interrelated	7.00	8.00	+1.00						
	MID									
	MoID									
	SPID									
	Speech		1.00	+1.00						
	OT/PT									
	Vision									
	Hearing									
Other Certified Paras (.50 each) Other Classified	Other Certified									
	Paras (.50 each)	1.50	1.50							
	Other Classified									

Montclair Elementary School

Staff Allotments 2025-2026

Division of Finance
 Budgets, Allotments &
 Scheduling
 06/11/2025



Allotments	Allotment Calculation Details				Enrollment			Allotted± Enrolled	AllottedX Max Size	Seats Rem
	Category	FY25	FY26	Change	2023	2024	Chg			
Teachers 21.50 -1.50 <i>Note: FY26 allotments are based on Fall 2024 enrollment by Grade.</i>	Pre-School				26	24	-2			
	Kindergarten (21-24)	4.00	3.00	-1.00	79	68	-11	22.7	72	4
	1st Grade (23-27)	3.00	3.00		72	81	+9	24.0	81	0
	2nd Grade (23-27)	3.00	4.00	+1.00	62	90	+28	20.7	108	18
	3rd Grade (23-27)	4.00	3.00	-1.00	87	75	-12	21.8	81	6
	4th Grade (25-28)	3.00	3.00		82	79	-3	27.3	84	5
	5th Grade (25-28)	3.00	3.00		84	81	-3	28.0	84	3
	6th Grade (25-28)									
	7th Grade (25-28)									
	8th Grade (25-28)									
Grades 9-12 (25-32)										
EIP/REP	1.00	1.00			492	498	+6	← Total Enrollment		
ESOL	0.50	1.00	+0.50		MTSS Specialist			1.00		
Gifted	0.50	0.50			JROTC					
Other Teachers (See Notes)	1.00		-1.00		GRASP Counseling Grant					
Instructional Allotment 3.75 No Change	Art	1.00	1.00		ESA			1.00		
	Music	1.00	1.00		SRO					
	Physical Education/Health	1.00	1.00		Campus Supervisor					
	Elementary Band/Strings	0.50	0.50		Horizon Funds					
	CTAE/Vocational				Notes: <u>Facility Information:</u> 73,818 sf 0 portables N RR portables 648 Cap. Horizon Area DCSD#:146 GDOE#:4052 Title I Total Regular Ed/GE for Position Control: 29.75					
	In School Suspension									
Star Substitute	0.25	0.25								
Support Staff 7.23 +0.50	Principal	1.00	1.00							
	Assistant Principal	1.00	1.00							
	Counselor	1.50	1.50							
	Media Specialist	1.00	1.00							
	School Psychologist	0.33	0.33							
	School Social Worker	0.40	0.40							
	School Nurse	1.00	1.00							
LTSE	0.50	1.00	+0.50							
Clerical 3.00 No Change	Secretary 12M Bookkeeper	1.00	1.00							
	Secretary 12M Registrar									
	Secretary 10M	1.00	1.00							
Custodial 4.00 No Change	Library Media Assistant	1.00	1.00							
	Plant Engineer									
	Head Custodian	1.00	1.00							
Nutrition Labor Hrs 6.50 +1.00	Custodians	3.00	3.00							
	SNS Manager	0.50	0.50							
	SNS Assistant Manager									
	Food Service Asst. (7hr)	1.00	1.00							
	Food Service Asst. (6hr)	4.00	5.00	+1.00						
Special Education 13.50 No Change	Food Service Asst. (P/T)									
	Interrelated	7.00	7.00							
	MID									
	MoID	1.00	1.00							
	SPID									
	Speech	1.00	0.50	-0.50						
	OT/PT									
	Vision									
	Hearing									
	Other Certified	1.00	1.00							
Paras (.50 each)	3.50	4.00	+0.50							
Other Classified										
				FY25 Notes						
				District Balancing Adjustment: +1.00						
				<h2 style="text-align: center;">Murphey Candler Elementary School</h2> <h3 style="text-align: center;">Staff Allotments 2025-2026</h3> <p style="text-align: center;">Division of Finance Budgets, Allotments & Scheduling 06/11/2025</p>						


Allotments	Allotment Calculation Details				Enrollment			Allotted± Enrolled	AllottedX Max Size	Seats Rem
	Category	FY25	FY26	Change	2023	2024	Chg			
Teachers 29.00 -2.00 <i>Note: FY26 allotments are based on Fall 2024 enrollment by Grade.</i>	Pre-School				44	40	-4			
	Kindergarten (21-24)	5.00	5.00		102	97	-5	19.4	120	23
	1st Grade (23-27)	5.00	5.00		112	119	+7	22.4	135	16
	2nd Grade (23-27)	4.00	4.00		99	99		24.8	108	9
	3rd Grade (23-27)	5.00	4.00	-1.00	115	101	-14	23.0	108	7
	4th Grade (25-28)	4.00	4.00		105	110	+5	26.3	112	2
	5th Grade (25-28)	5.00	4.00	-1.00	118	106	-12	23.6	112	6
	6th Grade (25-28)									
	7th Grade (25-28)									
	8th Grade (25-28)									
	Grades 9-12 (25-32)									
	Instructional Allotment 3.75 No Change	EIP/REP	2.00	2.00		695	672	-23	← Total Enrollment	
ESOL		0.50	0.50		MTSS Specialist			1.00		
Gifted		0.50	0.50		JROTC					
Other Teachers (See Notes)					GRASP Counseling Grant					
Art		1.00	1.00		ESA			1.00		
Music		1.00	1.00		SRO					
Physical Education/Health		1.00	1.00		Campus Supervisor					
Elementary Band/Strings		0.50	0.50		Horizon Funds					
CTAE/Vocational					Notes:					
In School Suspension					<p style="text-align: center;"><u>Facility Information:</u></p> <p>107,937 sf 0 portables N RR portables 960 Cap. Horizon Area DCSD#:306 GDOE#:0305 Title I</p> <p style="text-align: center;">Total Regular Ed/GE for Position Control: 37.25</p>					
Support Staff 7.23 -1.00	Star Substitute	0.25	0.25		FY25 Notes +1 to keep AP for 1-year 2/9/24					
	Principal	1.00	1.00							
	Assistant Principal	2.00	1.00	-1.00						
	Counselor	2.00	1.50	-0.50						
	Media Specialist	1.00	1.00							
	School Psychologist	0.33	0.33							
	School Social Worker	0.40	0.40							
Clerical 3.00 No Change	School Nurse	1.00	1.00							
	LTSE	0.50	1.00	+0.50						
	Secretary 12M Bookkeeper	1.00	1.00							
Custodial 5.00 No Change	Secretary 12M Registrar									
	Secretary 10M	1.00	1.00							
	Library Media Assistant	1.00	1.00							
Nutrition Labor Hrs 7.00 No Change	Plant Engineer									
	SNS Manager	1.00	1.00							
	Head Custodian	1.00	1.00							
	SNS Assistant Manager									
	Custodians	4.00	4.00							
Special Education 20.00 +0.50	Food Service Asst. (7hr)									
	Food Service Asst. (6hr)	6.00	6.00							
	Food Service Asst. (P/T)									
	Interrelated	10.00	10.00							
	MID									
	MoID	3.00	3.00							
	SPID									
	Speech	1.00	1.50	+0.50						
	OT/PT									
	Vision									
Other Certified Paras (.50 each) Other Classified	Hearing									
	Other Certified	1.00	1.00							
	Paras (.50 each)	4.50	4.50							
	Other Classified									


Oak View Elementary School

Staff Allotments 2025-2026

Division of Finance
Budgets, Allotments &
Scheduling
06/11/2025



Allotments	Allotment Calculation Details				Enrollment			Allotted± Enrolled	AllottedX Max Size	Seats Rem
	Category	FY25	FY26	Change	2023	2024	Chg			
Teachers 27.50 -1.00 <i>Note: FY26 allotments are based on Fall 2024 enrollment by Grade.</i>	Pre-School				39	35	-4			
	Kindergarten (21-24)	4.00	4.00		78	80	+2	20.0	96	16
	1st Grade (23-27)	4.00	4.00		99	84	-15	24.8	108	24
	2nd Grade (23-27)	4.00	4.00		104	93	-11	26.0	108	15
	3rd Grade (23-27)	4.00	4.00		92	86	-6	23.0	108	22
	4th Grade (25-28)	4.00	4.00		100	85	-15	25.0	112	27
	5th Grade (25-28)	5.00	4.00	-1.00	119	87	-32	23.8	112	25
	6th Grade (25-28)									
	7th Grade (25-28)									
	8th Grade (25-28)									
	Grades 9-12 (25-32)									
	Instructional Allotment 3.75 No Change	EIP/REP	2.00	2.00		631	550	-81	← Total Enrollment	
ESOL		1.00	1.00		MTSS Specialist			1.00		
Gifted		0.50	0.50		JROTC					
Other Teachers (See Notes)					GRASP Counseling Grant					
Art		1.00	1.00		ESA			1.00		
Music		1.00	1.00		SRO					
Physical Education/Health		1.00	1.00		Campus Supervisor					
Support Staff 7.43 +0.50	Elementary Band/Strings	0.50	0.50		Horizon Funds					
	CTAE/Vocational				Notes: <u>Facility Information:</u> 86,218 sf 0 portables N RR portables 840 Cap. Horizon Area DCSD#:309 GDOE#:0188 Title I Total Regular Ed/GE for Position Control: 35.75					
	In School Suspension									
	Star Substitute	0.25	0.25							
Principal	1.00	1.00								
Clerical 3.00 No Change	Assistant Principal	1.00	1.00		FY25 Notes					
	Counselor	1.50	1.50		Panola Way Elementary School Staff Allotments 2025-2026 Division of Finance Budgets, Allotments & Scheduling 06/11/2025					
	Media Specialist	1.00	1.00							
	School Psychologist	0.33	0.33							
School Social Worker	0.60	0.60								
Custodial 4.00 No Change	School Nurse	1.00	1.00							
	LTSE	0.50	1.00	+0.50						
	Secretary 12M Bookkeeper	1.00	1.00							
Nutrition Labor Hrs 7.00 +1.00	Secretary 12M Registrar				DeKalb County School District					
	Secretary 10M	1.00	1.00							
	Library Media Assistant	1.00	1.00							
	Plant Engineer									
Special Education 13.75 +2.25	Head Custodian	1.00	1.00		274					
	Custodians	3.00	3.00							
	SNS Manager	1.00	1.00							
	SNS Assistant Manager									
	Food Service Asst. (7hr)									
	Food Service Asst. (6hr)	5.00	6.00	+1.00						
	Food Service Asst. (P/T)									
	Interrelated	5.00	6.00	+1.00						
	MID									
	MoID	2.00	2.00							
Other	SPID									
	Speech		0.25	+0.25						
	OT/PT		1.00	+1.00						
	Vision									
	Hearing									
Other	Other Certified	1.00	1.00							
	Paras (.50 each)	3.50	3.50							
	Other Classified									

Allotments	Allotment Calculation Details				Enrollment			Allotted± Enrolled	AllottedX Max Size	Seats Rem
	Category	FY25	FY26	Change	2023	2024	Chg			
Teachers 33.00 +2.50 <i>Note: FY26 allotments are based on Fall 2024 enrollment by Grade.</i>	Pre-School				62	65	+3			
	Kindergarten (21-24)	4.00	6.00	+2.00	84	122	+38	20.3	144	22
	1st Grade (23-27)	5.00	4.00	-1.00	112	87	-25	22.4	108	21
	2nd Grade (23-27)	4.00	5.00	+1.00	103	120	+17	25.8	135	15
	3rd Grade (23-27)	4.00	5.00	+1.00	97	118	+21	24.3	135	17
	4th Grade (25-28)	4.00	4.00		94	109	+15	23.5	112	3
	5th Grade (25-28)	4.00	4.00		98	99	+1	24.5	112	13
	6th Grade (25-28)									
	7th Grade (25-28)									
	8th Grade (25-28)									
	Grades 9-12 (25-32)									
	EIP/REP	2.00	2.00		650	720	+70	← Total Enrollment		
	ESOL	3.00	2.50	-0.50	MTSS Specialist			1.00		
	Gifted	0.50	0.50		JROTC					
	Other Teachers (See Notes)				GRASP Counseling Grant					
Instructional Allotment 3.75 No Change	Art	1.00	1.00		ESA			1.00		
	Music	1.00	1.00		SRO					
	Physical Education/Health	1.00	1.00		Campus Supervisor					
	Elementary Band/Strings	0.50	0.50		Horizon Funds					
	CTAE/Vocational				Notes: <u>Facility Information:</u> 118,911 sf 0 portables N RR portables 984 Cap. Horizon Area DCSD#:311 GDOE#:1101 Title I Total Regular Ed/GE for Position Control: 42.75					
	In School Suspension									
	Star Substitute	0.25	0.25							
Support Staff 8.73 No Change	Principal	1.00	1.00		FY25 Notes					
	Assistant Principal	2.00	2.00							
	Counselor	2.00	2.00							
	Media Specialist	1.00	1.00							
	School Psychologist	0.33	0.33							
	School Social Worker	0.40	0.40							
Clerical 3.00 No Change	School Nurse	1.00	1.00		Peachcrest Elementary School Staff Allotments 2025-2026 Division of Finance Budgets, Allotments & Scheduling 06/11/2025					
	LTSE	1.00	1.00							
	Secretary 12M Bookkeeper	1.00	1.00							
	Secretary 12M Registrar									
	Secretary 10M	1.00	1.00							
	Library Media Assistant	1.00	1.00							
Custodial 6.00 No Change	Plant Engineer									
	Head Custodian	1.00	1.00							
	Custodians	5.00	5.00							
Nutrition Labor Hrs 8.00 No Change	SNS Manager	1.00	1.00							
	SNS Assistant Manager									
	Food Service Asst. (7hr)									
	Food Service Asst. (6hr)	7.00	7.00							
	Food Service Asst. (P/T)									
Special Education 24.50 +1.00	Interrelated	8.00	8.00							
	MID	2.00	2.00							
	MoID									
	SPID									
	Speech	1.00	2.00	+1.00						
	OT/PT									
	Vision									
	Hearing									
	Other Certified	4.00	4.00							
	Paras (.50 each)	8.50	8.50							
	Other Classified									


Allotments	Allotment Calculation Details				Enrollment			Allotted± Enrolled	AllottedX Max Size	Seats Rem
	Category	FY25	FY26	Change	2023	2024	Chg			
Teachers 27.50 -1.00 <i>Note: FY26 allotments are based on Fall 2024 enrollment by Grade.</i>	Pre-School				58	50	-8			
	Kindergarten (21-24)	4.00	3.00	-1.00	77	64	-13	21.3	72	8
	1st Grade (23-27)	4.00	4.00		93	79	-14	23.3	108	29
	2nd Grade (23-27)	4.00	4.00		87	78	-9	21.8	108	30
	3rd Grade (23-27)	4.00	4.00		91	79	-12	22.8	108	29
	4th Grade (25-28)	4.00	4.00		99	95	-4	24.8	112	17
	5th Grade (25-28)	4.00	4.00		87	98	+11	21.8	112	14
	6th Grade (25-28)									
	7th Grade (25-28)									
	8th Grade (25-28)									
Grades 9-12 (25-32)										
Instructional Allotment 3.75 No Change	EIP/REP	2.00	2.00		592	543	-49	← Total Enrollment		
	ESOL	2.00	2.00		MTSS Specialist			1.00		
	Gifted	0.50	0.50		JROTC					
	Other Teachers (See Notes)				GRASP Counseling Grant					
	Art	1.00	1.00		ESA			1.00		
	Music	1.00	1.00		SRO					
	Physical Education/Health	1.00	1.00		Campus Supervisor					
	Elementary Band/Strings	0.50	0.50		Horizon Funds					
	CTAE/Vocational				Notes: <u>Facility Information:</u> 87,192 sf 0 portables N RR portables 840 Cap. Horizon Area DCSD#:312 GDOE#:0190 Title I Total Regular Ed/GE for Position Control: 35.75 1st: +1.00 to keep 4th teacher -MH 2nd: +1.00 to keep 4th teacher -MH 3rd: +1.00 to keep 4th teacher -MH					
	In School Suspension									
Star Substitute	0.25	0.25								
Support Staff 7.23 +0.50	Principal	1.00	1.00							
	Assistant Principal	1.00	1.00							
	Counselor	1.50	1.50							
	Media Specialist	1.00	1.00							
	School Psychologist	0.33	0.33							
	School Social Worker	0.40	0.40							
	School Nurse	1.00	1.00							
LTSE	0.50	1.00	+0.50							
Clerical 3.00 No Change	Secretary 12M Bookkeeper	1.00	1.00							
	Secretary 12M Registrar									
	Secretary 10M	1.00	1.00							
Custodial 4.00 No Change	Library Media Assistant	1.00	1.00							
	Plant Engineer				FY25 Notes					
	Head Custodian	1.00	1.00							
Nutrition Labor Hrs 7.00 No Change	Custodians	3.00	3.00							
	SNS Manager	1.00	1.00							
	SNS Assistant Manager									
	Food Service Asst. (7hr)									
	Food Service Asst. (6hr)	6.00	6.00							
Special Education 14.50 +0.50	Food Service Asst. (P/T)									
	Interrelated	6.00	6.00							
	MID									
	MoID									
	SPID									
	Speech	1.00	1.50	+0.50						
	OT/PT									
	Vision									
	Hearing									
	Other Certified	3.00	3.00							
Special Education 14.50 +0.50	Paras (.50 each)	4.00	4.00							
	Other Classified									

Pine Ridge Elementary School

Staff Allotments 2025-2026

Division of Finance
Budgets, Allotments &
Scheduling
06/11/2025



Allotments	Allotment Calculation Details				Enrollment			Allotted± Enrolled	AllottedX Max Size	Seats Rem
	Category	FY25	FY26	Change	2023	2024	Chg			
Teachers 25.00 +1.00 <i>Note: FY26 allotments are based on Fall 2024 enrollment by Grade.</i>	Pre-School				32	28	-4			
	Kindergarten (21-24)	4.00	4.00		79	96	+17	24.0	96	0
	1st Grade (23-27)	3.00	3.00		74	75	+1	24.7	81	6
	2nd Grade (23-27)	4.00	3.00	-1.00	102	65	-37	25.5	81	16
	3rd Grade (23-27)	3.00	4.00	+1.00	80	84	+4	26.7	108	24
	4th Grade (25-28)	4.00	4.00		92	85	-7	23.0	112	27
	5th Grade (25-28)	3.00	4.00	+1.00	82	91	+9	27.3	112	21
	6th Grade (25-28)									
	7th Grade (25-28)									
	8th Grade (25-28)									
	Grades 9-12 (25-32)									
	Instructional Allotment 3.75 No Change	EIP/REP	1.00	1.00		541	524	-17	← Total Enrollment	
ESOL		1.50	1.50		MTSS Specialist			1.00		
Gifted		0.50	0.50		JROTC					
Other Teachers (See Notes)					GRASP Counseling Grant					
Art		1.00	1.00		ESA			1.00		
Music		1.00	1.00		SRO					
Physical Education/Health		1.00	1.00		Campus Supervisor					
Support Staff 7.03 +0.50	Elementary Band/Strings	0.50	0.50		Horizon Funds					
	CTAE/Vocational				Notes: <u>Facility Information:</u> 71,143 sf 0 portables N RR portables 696 Cap. Horizon Area DCSD#:340 GDOE#:3065 Title I Total Regular Ed/GE for Position Control: 33.25					
	In School Suspension									
	Star Substitute	0.25	0.25							
Principal	1.00	1.00								
Clerical 3.00 No Change	Assistant Principal	1.00	1.00		FY25 Notes					
	Counselor	1.50	1.50							
	Media Specialist	1.00	1.00							
	School Psychologist	0.33	0.33							
Custodial 3.00 No Change	School Social Worker	0.20	0.20		Rock Chapel Elementary School Staff Allotments 2025-2026 Division of Finance Budgets, Allotments & Scheduling 06/11/2025 					
	School Nurse	1.00	1.00							
	LTSE	0.50	1.00	+0.50						
Nutrition Labor Hrs 5.50 No Change	Secretary 12M Bookkeeper	1.00	1.00							
	Secretary 12M Registrar									
	Secretary 10M	1.00	1.00							
	Library Media Assistant	1.00	1.00							
Special Education 12.00 -0.50	Plant Engineer									
	Head Custodian	1.00	1.00							
	Custodians	2.00	2.00							
	SNS Manager	0.50	0.50							
	SNS Assistant Manager	1.00	1.00							
	Food Service Asst. (7hr)	1.00	1.00							
	Food Service Asst. (6hr)	3.00	3.00							
	Food Service Asst. (P/T)									
	Interrelated	6.00	6.00							
	MID									
MoID										
SPID										
Speech	1.00	1.00								
OT/PT										
Vision										
Hearing										
Other Certified	2.00	2.00								
Paras (.50 each)	3.50	3.00	-0.50							
Other Classified										




Allotments	Allotment Calculation Details				Enrollment			Allotted± Enrolled	AllottedX Max Size	Seats Rem
	Category	FY25	FY26	Change	2023	2024	Chg			
Teachers 21.50 No Change Note: FY26 allotments are based on Fall 2024 enrollment by Grade.	Pre-School				22	20	-2			
	Kindergarten (21-24)	3.00	3.00		63	70	+7	23.3	72	2
	1st Grade (23-27)	3.00	3.00		59	55	-4	19.7	81	26
	2nd Grade (23-27)	3.00	3.00		68	61	-7	22.7	81	20
	3rd Grade (23-27)	3.00	3.00		60	69	+9	20.0	81	12
	4th Grade (25-28)	3.00	2.00	-1.00	74	49	-25	24.7	56	7
	5th Grade (25-28)	2.00	3.00	+1.00	43	63	+20	21.5	84	21
	6th Grade (25-28)									
	7th Grade (25-28)									
	8th Grade (25-28)									
	Grades 9-12 (25-32)									
Instructional Allotment 3.25 No Change	EIP/REP	1.00	2.00	+1.00	389	387	-2	← Total Enrollment		
	ESOL	2.00	2.00		MTSS Specialist			1.00		
	Gifted	0.50	0.50		JROTC					
	Other Teachers (See Notes)	1.00		-1.00	GRASP Counseling Grant					
	Art	0.50	0.50		ESA			1.00		
	Music	1.00	1.00		SRO					
	Physical Education/Health	1.00	1.00		Campus Supervisor					
	Elementary Band/Strings	0.50	0.50		Horizon Funds					
	CTAE/Vocational				Notes:					
	In School Suspension				<p style="text-align: center;"><u>Facility Information:</u></p> <p>64,522 sf 0 portables N RR portables 552 Cap. Horizon Area DCSD#:348 GDOE#:4065 Title I</p> <p style="text-align: center;">Total Regular Ed/GE for Position Control: 28.75</p> <p>EIP: 2.00 EIP (+1.00) per MH 2/12/2025</p> <p>Other Teachers: -1.00 teacher from FY25 recategorized as EIP</p>					
Support Staff 6.73 +0.67	Star Substitute	0.25	0.25							
	Principal	1.00	1.00							
	Assistant Principal	1.00	1.00							
	Counselor	1.00	1.00							
	Media Specialist	1.00	1.00							
	School Psychologist	0.33	0.33							
	School Social Worker	0.40	0.40							
Clerical 3.00 No Change	School Nurse	1.00	1.00							
	LTSE	0.33	1.00	+0.67						
	Secretary 12M Bookkeeper	1.00	1.00							
Custodial 3.00 No Change	Secretary 12M Registrar									
	Secretary 10M	1.00	1.00							
	Library Media Assistant	1.00	1.00							
Nutrition Labor Hrs 6.50 No Change	Plant Engineer									
	Head Custodian	1.00	1.00							
	Custodians	2.00	2.00							
	SNS Manager	0.50	0.50							
Special Education 7.00 +0.50	SNS Assistant Manager									
	Food Service Asst. (7hr)									
	Food Service Asst. (6hr)	6.00	6.00							
	Food Service Asst. (P/T)									
	Interrelated	5.00	5.00							
	MID									
	MoID									
	SPID									
	Speech	0.50	1.00	+0.50						
	OT/PT									
Special Education 7.00 +0.50	Vision									
	Hearing									
	Other Certified									
	Paras (.50 each)	1.00	1.00							
	Other Classified									

Rowland Elementary School

Staff Allotments 2025-2026

Division of Finance
Budgets, Allotments &
Scheduling
06/11/2025




Allotments	Allotment Calculation Details				Enrollment			Allotted± Enrolled	AllottedX Max Size	Seats Rem	
	Category	FY25	FY26	Change	2023	2024	Chg				
Teachers 38.50 -3.00 Note: FY26 allotments are based on Fall 2024 enrollment by Grade.	Pre-School										
	Kindergarten (21-24)										
	1st Grade (23-27)										
	2nd Grade (23-27)										
	3rd Grade (23-27)										
	4th Grade (25-28)										
	5th Grade (25-28)										
	6th Grade (25-28)	11.00	10.00	-1.00	308	278	-30	28.0	280	2	
	7th Grade (25-28)	11.00	10.00	-1.00	298	264	-34	27.1	280	16	
	8th Grade (25-28)	12.00	11.00	-1.00	318	298	-20	26.5	308	10	
	Grades 9-12 (25-32)										
Instructional Allotment 8.75 -1.50	EIP/REP	2.00	2.00		924	840	-84	← Total Enrollment			
	ESOL	1.00	1.00		MTSS Specialist			1.00			
	Gifted	0.50	0.50		JROTC						
	Other Teachers (See Notes)	4.00	4.00		GRASP Counseling Grant						
	Art	1.00	1.00		ESA						
	Music	2.50	2.00	-0.50	SRO			1.00			
	Physical Education/Health	4.00	3.00	-1.00	Campus Supervisor			3.00			
	Elementary Band/Strings				Horizon Funds						
	CTAE/Vocational	2.00	2.00		Notes: <u>Facility Information:</u> 138,469 sf 0 portables N RR portables 1200 Cap. Horizon Area DCSD#:569 GDOE#:0291 Title I Total Regular Ed/GE for Position Control: 55.25 Other Teachers: IB Program +4.00						
	In School Suspension	0.50	0.50								
	Star Substitute	0.25	0.25								
Support Staff 10.93 No Change	Principal	1.00	1.00		FY25 Notes +1.00 custodian for portables (1-year) 2/9/24						
	Assistant Principal	3.00	3.00								
	Counselor	3.00	3.00								
	Media Specialist	1.00	1.00								
	School Psychologist	0.33	0.33								
	School Social Worker	0.60	0.60								
	School Nurse	1.00	1.00								
LTSE	1.00	1.00									
Clerical 7.00 No Change	Secretary 12M Bookkeeper	1.00	1.00		Salem Middle School Staff Allotments 2025-2026 Division of Finance Budgets, Allotments & Scheduling 06/11/2025						
	Secretary 12M Registrar	1.00	1.00								
	Secretary 10M	4.00	4.00								
	Library Media Assistant	1.00	1.00								
Custodial 8.00 -1.00	Plant Engineer	1.00	1.00								
	Head Custodian	1.00	1.00								
	Custodians	7.00	6.00	-1.00							
Nutrition Labor Hrs 8.00 +1.00	SNS Manager	1.00	1.00								
	SNS Assistant Manager										
	Food Service Asst. (7hr)	2.00	2.00								
	Food Service Asst. (6hr)	4.00	5.00	+1.00							
	Food Service Asst. (P/T)										
Special Education 21.50 +0.50	Interrelated	12.00	12.00								
	MID	1.00	1.00								
	MoID	1.00	1.00								
	SPID	1.00	1.00								
	Speech	1.50	1.50								
	OT/PT		1.00	+1.00							
	Vision										
	Hearing										
	Other Certified										
	Paras (.50 each)	4.50	4.00	-0.50							
Other Classified											


Allotments	Allotment Calculation Details				Enrollment			Allotted± Enrolled	AllottedX Max Size	Seats Rem
	Category	FY25	FY26	Change	2023	2024	Chg			
Teachers 24.50 +1.00 <i>Note: FY26 allotments are based on Fall 2024 enrollment by Grade.</i>	Pre-School				22	19	-3			
	Kindergarten (21-24)	3.00	3.00		64	61	-3	20.3	72	11
	1st Grade (23-27)	3.00	3.00		79	60	-19	26.3	81	21
	2nd Grade (23-27)	3.00	3.00		81	73	-8	27.0	81	8
	3rd Grade (23-27)	4.00	4.00		82	89	+7	20.5	108	19
	4th Grade (25-28)	4.00	4.00		95	92	-3	23.8	112	20
	5th Grade (25-28)	3.00	4.00	+1.00	74	100	+26	24.7	112	12
	6th Grade (25-28)									
	7th Grade (25-28)									
	8th Grade (25-28)									
	Grades 9-12 (25-32)									
	EIP/REP	1.00	2.00	+1.00	497	494	-3	← Total Enrollment		
	ESOL	1.00	1.00		MTSS Specialist			1.00		
	Gifted	0.50	0.50		JROTC					
	Other Teachers (See Notes)	1.00		-1.00	GRASP Counseling Grant					
Instructional Allotment 3.75 No Change	Art	1.00	1.00		ESA			1.00		
	Music	1.00	1.00		SRO					
	Physical Education/Health	1.00	1.00		Campus Supervisor					
	Elementary Band/Strings	0.50	0.50		Horizon Funds					
	CTAE/Vocational				Notes:					
	In School Suspension				<p style="text-align: center;"><u>Facility Information:</u></p> <p style="text-align: center;">117,776 sf 0 portables N RR portables 648 Cap. Horizon Area DCSD#:362 GDOE#:0293 Title I</p> <p style="text-align: center;">Total Regular Ed/GE for Position Control: 32.75</p>					
Support Staff 7.33 +0.50	Star Substitute	0.25	0.25							
	Principal	1.00	1.00							
	Assistant Principal	1.00	1.00							
	Counselor	1.50	1.50							
	Media Specialist	1.00	1.00							
	School Psychologist	0.33	0.33							
	School Social Worker	0.50	0.50							
School Nurse	1.00	1.00								
Clerical 3.00 No Change	LTSE	0.50	1.00	+0.50						
	Secretary 12M Bookkeeper	1.00	1.00							
	Secretary 12M Registrar									
Custodial 6.00 No Change	Secretary 10M	1.00	1.00							
	Library Media Assistant	1.00	1.00							
	Plant Engineer				FY25 Notes					
Nutrition Labor Hrs 6.00 No Change	Head Custodian	1.00	1.00		District Balancing Adjustment: +1.00					
	Custodians	5.00	5.00							
	SNS Manager	1.00	1.00							
	SNS Assistant Manager									
	Food Service Asst. (7hr)	1.00	1.00							
Special Education 9.50 +3.50	Food Service Asst. (6hr)	4.00	4.00							
	Food Service Asst. (P/T)									
	Interrelated	4.00	6.00	+2.00						
	MID									
	MoID									
	SPID									
	Speech	0.50	1.00	+0.50						
	OT/PT									
	Vision									
	Hearing									
Other Certified Paras (.50 each) Other Classified	Other Certified									
	Paras (.50 each)	1.50	2.50	+1.00						
	Other Classified									

Shadow Rock Elementary
School

Staff Allotments 2025-2026

Division of Finance
Budgets, Allotments &
Scheduling
06/11/2025



Allotments	Allotment Calculation Details				Enrollment			Allotted± Enrolled	AllottedX Max Size	Seats Rem	
	Category	FY25	FY26	Change	2023	2024	Chg				
Teachers 17.50 -3.00 <i>Note: FY26 allotments are based on Fall 2024 enrollment by Grade.</i>	Pre-School				35	28	-7				
	Kindergarten (21-24)	3.00	2.00	-1.00	61	40	-21	20.0	48	8	
	1st Grade (23-27)	3.00	2.00	-1.00	72	53	-19	24.0	54	1	
	2nd Grade (23-27)	3.00	3.00		63	76	+13	21.0	81	5	
	3rd Grade (23-27)	3.00	3.00		63	57	-6	21.0	81	24	
	4th Grade (25-28)	2.00	2.00		56	54	-2	28.0	56	2	
	5th Grade (25-28)	3.00	2.00	-1.00	75	51	-24	25.0	56	5	
	6th Grade (25-28)										
	7th Grade (25-28)										
	8th Grade (25-28)										
Grades 9-12 (25-32)											
EIP/REP	2.00	2.00			425	359	-66	← Total Enrollment			
ESOL	1.00	1.00			MTSS Specialist			1.00			
Gifted	0.50	0.50			JROTC						
Other Teachers (See Notes)					GRASP Counseling Grant						
Instructional Allotment 3.25 -0.50	Art	1.00	0.50	-0.50	ESA			1.00			
	Music	1.00	1.00		SRO						
	Physical Education/Health	1.00	1.00		Campus Supervisor						
	Elementary Band/Strings	0.50	0.50		Horizon Funds						
	CTAE/Vocational				Notes: <u>Facility Information:</u> 87,316 sf 0 portables N RR portables 864 Cap. Horizon Area DCSD#:400 GDOE#:4067 Title I Total Regular Ed/GE for Position Control: 24.75						
	In School Suspension										
	Star Substitute	0.25	0.25								
Support Staff 6.93 +0.50	Principal	1.00	1.00		FY25 Notes EIP Adjustment made on 8\5\2024 (Dr. Hall)						
	Assistant Principal	1.00	1.00								
	Counselor	1.00	1.00								
	Media Specialist	1.00	1.00								
	School Psychologist	0.33	0.33								
	School Social Worker	0.60	0.60								
	School Nurse	1.00	1.00								
LTSE	0.50	1.00	+0.50								
Clerical 3.00 No Change	Secretary 12M Bookkeeper	1.00	1.00		Staff Allotments 2025-2026 Division of Finance Budgets, Allotments & Scheduling 06/11/2025						
	Secretary 12M Registrar										
	Secretary 10M	1.00	1.00								
Custodial 4.00 No Change	Library Media Assistant	1.00	1.00								
	Plant Engineer										
	Head Custodian	1.00	1.00								
Nutrition Labor Hrs 6.00 No Change	Custodians	3.00	3.00		Snapfinger Elementary School						
	SNS Manager	1.00	1.00								
	SNS Assistant Manager										
	Food Service Asst. (7hr)										
Special Education 10.50 +0.50	Food Service Asst. (6hr)	5.00	5.00		Staff Allotments 2025-2026						
	Food Service Asst. (P/T)										
	Interrelated	6.00	6.00								
	MID										
	MoID	1.00	1.00								
	SPID										
	Speech	0.50	1.50	+1.00							
	OT/PT										
	Vision										
	Hearing										
Other Certified Paras (.50 each) Other Classified	Other Certified				Division of Finance Budgets, Allotments & Scheduling 06/11/2025						
	Paras (.50 each)	2.50	2.00	-0.50							
	Other Classified										

Allotments	Allotment Calculation Details				Enrollment			Allotted± Enrolled	AllottedX Max Size	Seats Rem
	Category	FY25	FY26	Change	2023	2024	Chg			
Teachers 30.00 +2.00 <i>Note: FY26 allotments are based on Fall 2024 enrollment by Grade.</i>	Pre-School				40	40				
	Kindergarten (21-24)	4.00	4.00		80	86	+6	21.5	96	10
	1st Grade (23-27)	4.00	4.00		102	88	-14	25.5	108	20
	2nd Grade (23-27)	4.00	4.00		91	100	+9	22.8	108	8
	3rd Grade (23-27)	4.00	4.00		84	100	+16	21.0	108	8
	4th Grade (25-28)	4.00	4.00		88	94	+6	22.0	112	18
	5th Grade (25-28)	3.00	4.00	+1.00	77	94	+17	25.7	112	18
	6th Grade (25-28)									
	7th Grade (25-28)									
	8th Grade (25-28)									
Grades 9-12 (25-32)										
EIP/REP	1.00	2.00	+1.00		562	602	+40	← Total Enrollment		
ESOL	3.50	3.50			MTSS Specialist			1.00		
Gifted	0.50	0.50			JROTC					
Other Teachers (See Notes)					GRASP Counseling Grant					
Instructional Allotment 3.75 No Change	Art	1.00	1.00		ESA			1.00		
	Music	1.00	1.00		SRO					
	Physical Education/Health	1.00	1.00		Campus Supervisor					
	Elementary Band/Strings	0.50	0.50		Horizon Funds					
	CTAE/Vocational				Notes: <u>Facility Information:</u> 71,721 sf 0 portables N RR portables 672 Cap. Horizon Area DCSD#:415 GDOE#:0575 Title I Total Regular Ed/GE for Position Control: 38.25					
	In School Suspension									
Star Substitute	0.25	0.25								
Support Staff 7.23 +0.67	Principal	1.00	1.00							
	Assistant Principal	1.00	1.00							
	Counselor	1.50	1.50							
	Media Specialist	1.00	1.00							
	School Psychologist	0.33	0.33							
	School Social Worker	0.40	0.40							
Clerical 3.00 No Change	School Nurse	1.00	1.00							
	LTSE	0.33	1.00	+0.67						
	Secretary 12M Bookkeeper	1.00	1.00							
Custodial 4.00 No Change	Secretary 12M Registrar									
	Secretary 10M	1.00	1.00							
Nutrition Labor Hrs 5.50 No Change	Library Media Assistant	1.00	1.00							
	Plant Engineer									
	Head Custodian	1.00	1.00							
Special Education 8.00 +1.00	Custodians	3.00	3.00							
	SNS Manager	0.50	0.50							
	SNS Assistant Manager									
	Food Service Asst. (7hr)									
	Food Service Asst. (6hr)	5.00	5.00							
	Food Service Asst. (P/T)									
	Interrelated	5.00	6.00	+1.00						
	MID									
MoID										
Special Education 8.00 +1.00	SPID									
	Speech	0.50	0.50							
	OT/PT									
	Vision									
	Hearing									
	Other Certified									
Paras (.50 each)	1.50	1.50								
Other Classified										

Stone Mill Elementary School

Staff Allotments 2025-2026

Division of Finance
Budgets, Allotments &
Scheduling
06/11/2025



Allotments	Allotment Calculation Details				Enrollment			Allotted± Enrolled	AllottedX Max Size	Seats Rem
	Category	FY25	FY26	Change	2023	2024	Chg			
Teachers 23.50 No Change Note: FY26 allotments are based on Fall 2024 enrollment by Grade.	Pre-School				20	18	-2			
	Kindergarten (21-24)	3.00	4.00	+1.00	66	74	+8	18.5	96	22
	1st Grade (23-27)	3.00	3.00		71	60	-11	23.7	81	21
	2nd Grade (23-27)	4.00	3.00	-1.00	90	79	-11	22.5	81	2
	3rd Grade (23-27)	4.00	3.00	-1.00	82	74	-8	20.5	81	7
	4th Grade (25-28)	3.00	3.00		58	64	+6	19.3	84	20
	5th Grade (25-28)	3.00	3.00		59	78	+19	19.7	84	6
	6th Grade (25-28)									
	7th Grade (25-28)									
	8th Grade (25-28)									
Grades 9-12 (25-32)										
Instructional Allotment 3.75 No Change	EIP/REP	1.00	1.00		446	447	+1	← Total Enrollment		
	ESOL	2.00	3.00	+1.00	MTSS Specialist			1.00		
	Gifted	0.50	0.50		JROTC					
	Other Teachers (See Notes)				GRASP Counseling Grant					
	Art	1.00	1.00		ESA			1.00		
	Music	1.00	1.00		SRO					
	Physical Education/Health	1.00	1.00		Campus Supervisor					
	Elementary Band/Strings	0.50	0.50		Horizon Funds					
	CTAE/Vocational				Notes: <u>Facility Information:</u> 65,647 sf 0 portables N RR portables 600 Cap. Horizon Area DCSD#:420 GDOE#:2068 Title I Total Regular Ed/GE for Position Control: 31.75					
	In School Suspension									
Star Substitute	0.25	0.25								
Support Staff 7.23 +0.50	Principal	1.00	1.00							
	Assistant Principal	1.00	1.00							
	Counselor	1.50	1.50							
	Media Specialist	1.00	1.00							
	School Psychologist	0.33	0.33							
	School Social Worker	0.40	0.40							
	School Nurse	1.00	1.00							
LTSE	0.50	1.00	+0.50							
Clerical 3.00 No Change	Secretary 12M Bookkeeper	1.00	1.00							
	Secretary 12M Registrar									
	Secretary 10M	1.00	1.00							
Custodial 3.00 No Change	Library Media Assistant	1.00	1.00							
	Plant Engineer				FY25 Notes					
	Head Custodian	1.00	1.00							
Nutrition Labor Hrs 6.00 No Change	Custodians	2.00	2.00							
	SNS Manager	1.00	1.00							
	SNS Assistant Manager									
	Food Service Asst. (7hr)									
Special Education 10.00 No Change	Food Service Asst. (6hr)	5.00	5.00							
	Food Service Asst. (P/T)									
	Interrelated	5.00	5.00							
	MID									
	MoID									
	SPID	2.00	2.00							
	Speech									
	OT/PT									
	Vision									
	Hearing									
Other Certified Paras (.50 each) Other Classified	Other Certified									
	Paras (.50 each)	3.00	3.00							
	Other Classified									

Stone Mountain Elementary School

Staff Allotments 2025-2026

Division of Finance
Budgets, Allotments &
Scheduling
06/11/2025




Allotments	Allotment Calculation Details				Enrollment			Allotted± Enrolled	AllottedX Max Size	Seats Rem
	Category	FY25	FY26	Change	2023	2024	Chg			
Teachers 36.50 -2.00 <i>Note: FY26 allotments are based on Fall 2024 enrollment by Grade.</i>	Pre-School				29	25	-4			
	Kindergarten (21-24)	6.00	5.00	-1.00	127	120	-7	24.0	120	0
	1st Grade (23-27)	5.00	5.00		120	117	-3	24.0	135	18
	2nd Grade (23-27)	5.00	5.00		131	128	-3	26.2	135	7
	3rd Grade (23-27)	5.00	5.00		122	123	+1	24.4	135	12
	4th Grade (25-28)	5.00	5.00		122	134	+12	24.4	140	6
	5th Grade (25-28)	5.00	5.00		119	125	+6	23.8	140	15
	6th Grade (25-28)									
	7th Grade (25-28)									
	8th Grade (25-28)									
	Grades 9-12 (25-32)									
	Instructional Allotment 3.75 No Change	EIP/REP	3.00	3.00		770	772	+2	← Total Enrollment	
ESOL		3.00	3.00		MTSS Specialist			1.00		
Gifted		0.50	0.50		JROTC					
Other Teachers (See Notes)		1.00		-1.00	GRASP Counseling Grant					
Art		1.00	1.00		ESA			1.00		
Music		1.00	1.00		SRO					
Physical Education/Health		1.00	1.00		Campus Supervisor					
Elementary Band/Strings		0.50	0.50		Horizon Funds					
CTAE/Vocational					Notes:					
In School Suspension					<p align="center"><u>Facility Information:</u></p> <p align="center">76,108 sf 10 portables N RR portables 720 Cap. Horizon Area DCSD#:425 GDOE#:4068 Title I</p> <p align="center">Total Regular Ed/GE for Position Control: 46.25</p> <p align="center">Custodians:</p> <p align="center">5.00 = 3.00 + 1.00 (portables) + 1.00 for high utilization</p>					
Support Staff 9.33 +0.50	Star Substitute	0.25	0.25		FY25 Notes					
	Principal	1.00	1.00		+1.00 for 2nd Grade Teacher, +0.50 ESOL for increased EL 2/9/24 EIP Adjustment made on 8/5/2024 (Dr. Hall)					
	Assistant Principal	2.00	2.00							
	Counselor	2.00	2.00							
	Media Specialist	1.00	1.00							
	School Psychologist	0.33	0.33							
	School Social Worker	1.00	1.00							
Clerical 3.00 No Change	School Nurse	1.00	1.00							
	LTSE	0.50	1.00	+0.50						
	Secretary 12M Bookkeeper	1.00	1.00							
	Secretary 12M Registrar									
Custodial 6.00 No Change	Secretary 10M	1.00	1.00							
	Library Media Assistant	1.00	1.00							
	Plant Engineer									
Nutrition Labor Hrs 8.00 No Change	Head Custodian	1.00	1.00							
	Custodians	5.00	5.00							
	SNS Manager	1.00	1.00							
	SNS Assistant Manager									
	Food Service Asst. (7hr)									
Special Education 14.50 +0.50	Food Service Asst. (6hr)	7.00	7.00							
	Food Service Asst. (P/T)									
	Interrelated	8.00	8.00							
	MID									
	MoID									
	SPID									
	Speech	1.00	1.50	+0.50						
	OT/PT									
	Vision									
	Hearing									
Other Certified Paras (.50 each) Other Classified	Other Certified	2.00	2.00							
	Paras (.50 each)	3.00	3.00							
	Other Classified									


Stoneview Elementary School

Staff Allotments 2025-2026

Division of Finance
Budgets, Allotments &
Scheduling
06/11/2025



Allotments	Allotment Calculation Details				Enrollment			Allotted± Enrolled	AllottedX Max Size	Seats Rem
	Category	FY25	FY26	Change	2023	2024	Chg			
Teachers 12.50 -1.00 <i>Note: FY26 allotments are based on Fall 2024 enrollment by Grade.</i>	Pre-School				17	14	-3			
	Kindergarten (21-24)	2.00	2.00		27	31	+4	15.5	48	17
	1st Grade (23-27)	1.00	1.00		22	23	+1	22.0	27	4
	2nd Grade (23-27)	2.00	2.00		39	28	-11	19.5	54	26
	3rd Grade (23-27)	2.00	2.00		39	35	-4	19.5	54	19
	4th Grade (25-28)	2.00	2.00		38	36	-2	19.0	56	20
	5th Grade (25-28)	2.00	2.00		40	43	+3	20.0	56	13
	6th Grade (25-28)									
	7th Grade (25-28)									
	8th Grade (25-28)									
Grades 9-12 (25-32)										
Instructional Allotment 3.25 No Change	EIP/REP	0.50	0.50		222	210	-12	← Total Enrollment		
	ESOL	0.50	0.50		MTSS Specialist			1.00		
	Gifted	0.50	0.50		JROTC					
	Other Teachers (See Notes)	1.00		-1.00	GRASP Counseling Grant					
	Art	0.50	0.50		ESA			1.00		
Support Staff 6.73 +0.67	Music	1.00	1.00		SRO					
	Physical Education/Health	1.00	1.00		Campus Supervisor					
	Elementary Band/Strings	0.50	0.50		Horizon Funds					
	CTAE/Vocational				Notes:					
	In School Suspension				<p align="center"><u>Facility Information:</u></p> <p align="center">66,228 sf 0 portables N RR portables 600 Cap. Horizon Area DCSD#:465 GDOE#:3069 Title I</p> <p align="center">Total Regular Ed/GE for Position Control: 19.75</p>					
Clerical 3.00 +0.50	Star Substitute	0.25	0.25		FY25 Notes +1.00 teacher for 1st grade and forecast data. New apartments opening May 2024, 2/9/24					
	Principal	1.00	1.00							
	Assistant Principal	1.00	1.00							
Custodial 3.00 No Change	Counselor	1.00	1.00		Toney Elementary School <i>Staff Allotments 2025-2026</i> Division of Finance Budgets, Allotments & Scheduling 06/11/2025					
	Media Specialist	1.00	1.00							
	School Psychologist	0.33	0.33							
Nutrition Labor Hrs 4.50 No Change	School Social Worker	0.40	0.40							
	School Nurse	1.00	1.00							
	LTSE	0.33	1.00	+0.67						
Special Education 7.50 +0.75	Secretary 12M Bookkeeper	1.00	1.00		DeKalb County School District					
	Secretary 12M Registrar									
	Secretary 10M	1.00	1.00							
	Library Media Assistant	0.50	1.00	+0.50						
	Plant Engineer									
	Head Custodian	1.00	1.00							
	Custodians	2.00	2.00							
	SNS Manager	0.50	0.50							
	SNS Assistant Manager	1.00	1.00							
	Food Service Asst. (7hr)	1.00	1.00							
Food Service Asst. (6hr)	2.00	2.00								
Special Education 7.50 +0.75	Food Service Asst. (P/T)				DeKalb County School District					
	Interrelated	6.00	5.00	-1.00						
	MID									
	MoID									
	SPID									
	Speech	0.25	1.00	+0.75						
	OT/PT									
Vision										
Special Education 7.50 +0.75	Hearing				DeKalb County School District					
	Other Certified		1.00	+1.00						
	Paras (.50 each)	0.50	0.50							
	Other Classified									

Allotments	Allotment Calculation Details				Enrollment			Allotted± Enrolled	AllottedX Max Size	Seats Rem	
	Category	FY25	FY26	Change	2023	2024	Chg				
Teachers 32.50 +0.50 <i>Note: FY26 allotments are based on Fall 2024 enrollment by Grade.</i>	Pre-School										
	Kindergarten (21-24)										
	1st Grade (23-27)										
	2nd Grade (23-27)										
	3rd Grade (23-27)										
	4th Grade (25-28)										
	5th Grade (25-28)										
	6th Grade (25-28)										
	7th Grade (25-28)										
	8th Grade (25-28)										
Grades 9-12 (25-32)	25.00	28.00	+3.00		769	866	+97	30.8	896	30	
EIP/REP	0.50	1.00	+0.50		769	866	+97	← Total Enrollment			
ESOL	4.00	3.00	-1.00		MTSS Specialist			1.00			
Gifted	0.50	0.50			JROTC			2.00			
Other Teachers (See Notes)	2.00		-2.00		GRASP Counseling Grant						
Instructional Allotment 11.75 <i>No Change</i>	Art	1.00	1.00		ESA						
	Music	2.00	2.00		SRO			2.00			
	Physical Education/Health	3.00	3.00		Campus Supervisor			4.00			
	Elementary Band/Strings				Horizon Funds						
	CTAE/Vocational	5.00	5.00		Notes: <u>Facility Information:</u> 194,613 sf 0 portables N RR portables 1302 Cap. Horizon Area DCSD#:585 GDOE#:4069 Title I Total Regular Ed/GE for Position Control: 52.25						
	In School Suspension	0.50	0.50								
	Star Substitute	0.25	0.25								
Support Staff 11.13 <i>No Change</i>	Principal	1.00	1.00								
	Assistant Principal	3.00	3.00								
	Counselor	3.00	3.00								
	Media Specialist	1.00	1.00								
	School Psychologist	0.33	0.33								
	School Social Worker	0.80	0.80								
Clerical 7.00 <i>No Change</i>	School Nurse	1.00	1.00								
	LTSE	1.00	1.00								
	Secretary 12M Bookkeeper	1.00	1.00								
Custodial 10.00 <i>No Change</i>	Secretary 12M Registrar	1.00	1.00								
	Secretary 10M	4.00	4.00								
	Library Media Assistant	1.00	1.00								
Nutrition Labor Hrs 6.00 -1.00	Plant Engineer	1.00	1.00								
	Head Custodian	1.00	1.00								
	Custodians	8.00	8.00								
	SNS Manager	1.00	1.00								
	SNS Assistant Manager										
Special Education 19.00 +2.00	Food Service Asst. (7hr)										
	Food Service Asst. (6hr)	6.00	5.00	-1.00							
	Food Service Asst. (P/T)										
	Interrelated	11.00	11.00								
	MID	1.00	1.00								
	MoID	2.00	2.00								
	SPID										
	Speech		3.00	+3.00							
	OT/PT										
	Vision										
Other Classified 3.00 -1.00	Hearing										
	Other Certified										
	Paras (.50 each)	3.00	2.00	-1.00							
	Other Classified										
FY25 Notes District Balancing Adjustment: +2.00											
<h2>Towers High School</h2> <h3>Staff Allotments 2025-2026</h3> Division of Finance Budgets, Allotments & Scheduling 06/11/2025											
											

Allotments	Allotment Calculation Details				Enrollment			Allotted± Enrolled	AllottedX Max Size	Seats Rem
	Category	FY25	FY26	Change	2023	2024	Chg			
Teachers 22.00 -1.00 <i>Note: FY26 allotments are based on Fall 2024 enrollment by Grade.</i>	Pre-School				31	20	-11			
	Kindergarten (21-24)	3.00	3.00		58	67	+9	22.3	72	5
	1st Grade (23-27)	3.00	3.00		61	71	+10	20.3	81	10
	2nd Grade (23-27)	3.00	3.00		71	59	-12	23.7	81	22
	3rd Grade (23-27)	2.00	3.00	+1.00	54	80	+26	27.0	81	1
	4th Grade (25-28)	3.00	3.00		77	70	-7	25.7	84	14
	5th Grade (25-28)	3.00	3.00		59	70	+11	19.7	84	14
	6th Grade (25-28)									
	7th Grade (25-28)									
	8th Grade (25-28)									
Grades 9-12 (25-32)										
Instructional Allotment 3.75 No Change	EIP/REP	4.00	2.00	-2.00	411	437	+26	← Total Enrollment		
	ESOL	1.50	1.50		MTSS Specialist			1.00		
	Gifted	0.50	0.50		JROTC					
	Other Teachers (See Notes)				GRASP Counseling Grant					
	Art	1.00	1.00		ESA			1.00		
Support Staff 7.43 +0.50	Music	1.00	1.00		SRO					
	Physical Education/Health	1.00	1.00		Campus Supervisor					
	Elementary Band/Strings	0.50	0.50		Horizon Funds					
	CTAE/Vocational				Notes: <u>Facility Information:</u> 58,418 sf 4 portables N RR portables 504 Cap. Horizon Area DCSD#:492 GDOE#:0675 Title I Total Regular Ed/GE for Position Control: 30.25					
	In School Suspension									
Star Substitute	0.25	0.25								
Principal	1.00	1.00								
Assistant Principal	1.00	1.00								
Clerical 3.00 No Change	Counselor	1.50	1.50							
	Media Specialist	1.00	1.00							
	School Psychologist	0.33	0.33							
Custodial 3.00 No Change	School Social Worker	0.60	0.60							
	School Nurse	1.00	1.00							
	LTSE	0.50	1.00	+0.50						
Nutrition Labor Hrs 6.00 +1.00	Secretary 12M Bookkeeper	1.00	1.00							
	Secretary 12M Registrar									
	Secretary 10M	1.00	1.00							
	Library Media Assistant	1.00	1.00							
Special Education 9.50 No Change	Plant Engineer				FY25 Notes +2.00 added to EIP 8/30/24';+1.00 to EIP 08/09/2024 (moved from other to EIP)					
	Head Custodian	1.00	1.00							
	Custodians	2.00	2.00							
	SNS Manager	1.00	1.00							
	SNS Assistant Manager									
	Food Service Asst. (7hr)		1.00	+1.00						
	Food Service Asst. (6hr)	4.00	4.00							
	Food Service Asst. (P/T)									
	Interrelated	6.00	6.00							
	MID									
Special Education 9.50 No Change	MoID									
	SPID									
	Speech									
	OT/PT									
	Vision									
	Hearing									
	Other Certified	1.00	1.00							
Paras (.50 each)	2.50	2.50								
Other Classified										

Woodridge Elementary School

Staff Allotments 2025-2026


Division of Finance
Budgets, Allotments &
Scheduling
06/11/2025



Specialty Area



DeKalb County
School District

Allotments	Allotment Calculation Details				Enrollment			Allotted± Enrolled	AllottedX Max Size	Seats Rem
	Category	FY25	FY26	Change	2023	2024	Chg			
Teachers 27.00 -0.50 <i>Note: FY26 allotments are based on Fall 2024 enrollment by Grade.</i>	Pre-School				66	57	-9			
	Kindergarten (21-24)	4.00	4.00		79	86	+7	21.5	96	10
	1st Grade (23-27)	4.00	3.00	-1.00	101	75	-26	25.3	81	6
	2nd Grade (23-27)	4.00	5.00	+1.00	94	110	+16	23.5	135	25
	3rd Grade (23-27)	4.00	4.00		83	97	+14	20.8	108	11
	4th Grade (25-28)	4.00	3.00	-1.00	85	81	-4	21.3	84	3
	5th Grade (25-28)	4.00	4.00		93	93		23.3	112	19
	6th Grade (25-28)									
	7th Grade (25-28)									
	8th Grade (25-28)									
	Grades 9-12 (25-32)									
	EIP/REP	0.50	2.00	+1.50	601	599	-2	← Total Enrollment		
	ESOL	0.50	0.50		MTSS Specialist			1.00		
	Gifted	0.50	0.50		JROTC					
	Other Teachers (See Notes)	2.00	1.00	-1.00	GRASP Counseling Grant					
Instructional Allotment 3.75 No Change	Art	1.00	1.00		ESA			1.00		
	Music	1.00	1.00		SRO					
	Physical Education/Health	1.00	1.00		Campus Supervisor					
	Elementary Band/Strings	0.50	0.50		Horizon Funds					
	CTAE/Vocational				Notes:					
	In School Suspension				<p style="text-align: center;"><u>Facility Information:</u></p> <p style="text-align: center;">91,602 sf 0 portables N RR portables 792 Cap. Spec Area DCSD#:342 GDOE#:0297 Title I</p> <p style="text-align: center;">Total Regular Ed/GE for Position Control: 35.25</p> <p style="text-align: center;">Other Teachers: Theme Program +1.00</p>					
Support Staff 7.23 +0.67	Principal	1.00	1.00		<p>FY25 Notes</p> <p>+1.0 to Support EIP Instructional Need (8/11/24 - Dr. Hall)</p>					
	Assistant Principal	1.00	1.00							
	Counselor	1.50	1.50							
	Media Specialist	1.00	1.00							
	School Psychologist	0.33	0.33							
	School Social Worker	0.40	0.40							
	School Nurse	1.00	1.00							
LTSE	0.33	1.00	+0.67							
Clerical 3.00 No Change	Secretary 12M Bookkeeper	1.00	1.00		<p style="text-align: center;">Edward L. Bouie, Sr. Traditional Theme School</p> <p style="text-align: center;"><i>Staff Allotments 2025-2026</i></p> <p style="text-align: center;">Division of Finance Budgets, Allotments & Scheduling 06/11/2025</p>					
	Secretary 12M Registrar									
	Secretary 10M	1.00	1.00							
	Library Media Assistant	1.00	1.00							
Custodial 4.00 No Change	Plant Engineer									
	Head Custodian	1.00	1.00							
	Custodians	3.00	3.00							
Nutrition Labor Hrs 6.00 No Change	SNS Manager	1.00	1.00							
	SNS Assistant Manager									
	Food Service Asst. (7hr)	1.00		-1.00						
	Food Service Asst. (6hr)	4.00	5.00	+1.00						
Special Education 5.00 -0.50	Food Service Asst. (P/T)									
	Interrelated	5.00	5.00							
	MID									
	MoID									
	SPID									
	Speech	0.50		-0.50						
	OT/PT									
	Vision									
	Hearing									
	Other Certified									
Paras (.50 each)										
	Other Classified									

Allotments	Allotment Calculation Details				Enrollment			Allotted± Enrolled	AllottedX Max Size	Seats Rem	
	Category	FY25	FY26	Change	2023	2024	Chg				
	Pre-School				151	143	-8				
Teachers 4.00	Kindergarten (21-24)	3.00	4.00	+1.00	64	73	+9	18.3	96	23	
	1st Grade (23-27)										
	2nd Grade (23-27)										
	3rd Grade (23-27)										
+1.00	4th Grade (25-28)										
	5th Grade (25-28)										
Note: FY26 allotments are based on Fall 2024 enrollment by Grade.	6th Grade (25-28)										
	7th Grade (25-28)										
	8th Grade (25-28)										
	Grades 9-12 (25-32)										
	EIP/REP				215	216	+1	← Total Enrollment			
	ESOL				MTSS Specialist			1.00			
	Gifted				JROTC						
	Other Teachers (See Notes)				GRASP Counseling Grant						
Instructional Allotment 2.25	Art	0.50	0.50		ESA			1.00			
	Music	0.50	0.50		SRO						
	Physical Education/Health	1.00	1.00		Campus Supervisor						
	Elementary Band/Strings				Horizon Funds						
	CTAE/Vocational				Notes: <u>Facility Information:</u> 51,463 sf 0 portables N RR portables 288 Cap. Spec Area DCSD#:22 GDOE#:5016 Non-Title I Total Regular Ed/GE for Position Control: 10.25						
	In School Suspension										
No Change	Star Substitute	0.25	0.25								
Support Staff 8.66	Principal	1.00	1.00								
	Assistant Principal	1.00	1.00								
	Counselor	1.00	1.00								
	Media Specialist	1.00	1.00								
	School Psychologist	1.66	1.66								
	No Change	School Social Worker	1.00	1.00							
Clerical 2.50	School Nurse	1.00	1.00								
	LTSE	1.00	1.00								
	Secretary 12M Bookkeeper	1.00	1.00								
No Change	Secretary 12M Registrar										
	Secretary 10M	1.00	1.00								
	Library Media Assistant	0.50	0.50								
Custodial 3.00	Plant Engineer				FY25 Notes Life-Safety Allotment moved to Teacher Category for FY25. +0.50 for PE						
	Head Custodian	1.00	1.00								
	No Change	Custodians	2.00	2.00							
Nutrition Labor Hrs 3.33	SNS Manager	0.33	0.33								
	SNS Assistant Manager	1.00	1.00								
	Food Service Asst. (7hr)										
	Food Service Asst. (6hr)	2.00	2.00								
	No Change	Food Service Asst. (P/T)									
Special Education 36.50	Interrelated										
	MID										
	MoID										
	SPID										
	Speech	3.00	1.00	-2.00							
	-2.00	OT/PT									
		Vision									
		Hearing									
		Other Certified	21.00	21.00							
		Paras (.50 each)	12.50	12.50							
	Other Classified	2.00	2.00								

Coralwood

Staff Allotments 2025-2026

Division of Finance
Budgets, Allotments &
Scheduling
06/11/2025



Allotments	Allotment Calculation Details				Enrollment			Allotted± Enrolled	AllottedX Max Size	Seats Rem	
	Category	FY25	FY26	Change	2023	2024	Chg				
Teachers 36.50 +0.50 <i>Note: FY26 allotments are based on Fall 2024 enrollment by Grade.</i>	Pre-School										
	Kindergarten (21-24)	2.00	3.00	+1.00	42	58	+16	19.3	72	14	
	1st Grade (23-27)	2.00	4.00	+2.00	50	83	+33	25.0	108	25	
	2nd Grade (23-27)	2.00	4.00	+2.00	50	89	+39	25.0	108	19	
	3rd Grade (23-27)	2.00	4.00	+2.00	49	90	+41	24.5	108	18	
	4th Grade (25-28)	3.00	2.00	-1.00	58	55	-3	19.3	56	1	
	5th Grade (25-28)	3.00	3.00		72	71	-1	24.0	84	13	
	6th Grade (25-28)	4.00	5.00	+1.00	95	130	+35	23.8	140	10	
	7th Grade (25-28)	4.00	4.00		90	103	+13	22.5	112	9	
	8th Grade (25-28)	4.00	4.00		85	89	+4	21.3	112	23	
Instructional Allotment 6.75 +1.00	Grades 9-12 (25-32)										
	EIP/REP	0.50	0.50		591	768	+177	← Total Enrollment			
	ESOL	0.50		-0.50	MTSS Specialist			1.00			
	Gifted	2.00	3.00	+1.00	JROTC						
	Other Teachers (See Notes)	7.00		-7.00	GRASP Counseling Grant						
	Art	1.00	1.00		ESA			1.00			
	Music	2.00	3.00	+1.00	SRO						
	Physical Education/Health	2.00	2.00		Campus Supervisor						
	Elementary Band/Strings	0.50	0.50		Horizon Funds						
	CTAE/Vocational				Notes:						
In School Suspension				Facility Information:							
Star Substitute	0.25	0.25		156,479 sf 0 portables N RR portables 1080 Cap. Spec Area DCSD#:102 GDOE#:1050 Title I							
Support Staff 8.53 +0.67	Principal	1.00	1.00		Total Regular Ed/GE for Position Control: 49.25						
	Assistant Principal	2.00	2.00		Music: +1.00 to support program						
	Counselor	2.00	2.00		FY25 Notes						
	Media Specialist	1.00	1.00		Added 2 teachers for KK and 3rd 08/16/2024 Added 4 teachers for new school choice numbers (1 for 2nd, 1 for 3rd, 2 for 6th grade),1 for music, 0.50 for counselor, 1 for AP 7/26/2024; Increased PE to 2.00 for Middle Grades 2/9/24 Increased Allocations by						
	School Psychologist	0.33	0.33								
	School Social Worker	0.20	0.20								
	School Nurse	1.00	1.00								
Clerical 3.00 No Change	LTSE	0.33	1.00	+0.67							
	Secretary 12M Bookkeeper	1.00	1.00								
	Secretary 12M Registrar										
	Secretary 10M	1.00	1.00								
Custodial 8.00 No Change	Library Media Assistant	1.00	1.00								
	Plant Engineer	1.00	1.00								
	Head Custodian	1.00	1.00								
Nutrition Labor Hrs 3.50 No Change	Custodians	6.00	6.00								
	SNS Manager	0.50	0.50								
	SNS Assistant Manager	1.00	1.00								
	Food Service Asst. (7hr)										
Special Education 13.50 +3.00	Food Service Asst. (6hr)	2.00	2.00								
	Food Service Asst. (P/T)										
	Interrelated	10.00	10.00								
	MID										
	MoID										
	SPID										
	Speech		1.50	+1.50							
	OT/PT										
	Vision										
	Hearing										
Other Certified Paras (.50 each) Other Classified	Other Certified										
	Paras (.50 each)	0.50	2.00	+1.50							
	Other Classified										

DeKalb Arts Academy

Staff Allotments 2025-2026

Division of Finance
Budgets, Allotments &
Scheduling
06/11/2025



Allotments	Allotment Calculation Details				Enrollment			Allotted÷ Enrolled	AllottedX Max Size	Seats Rem	
	Category	FY25	FY26	Change	2023	2024	Chg				
Teachers 1.00 No Change	Pre-School										
	Kindergarten (21-24)										
	1st Grade (23-27)										
	2nd Grade (23-27)										
	3rd Grade (23-27)										
	4th Grade (25-28)										
	5th Grade (25-28)										
	6th Grade (25-28)					6	1	-5			
	7th Grade (25-28)					3	5	+2			
	8th Grade (25-28)					5	6	+1			
Note: FY26 allotments are based on Fall 2024 enrollment by Grade.	Grades 9-12 (25-32)	1.00	1.00		22	26	+4	22.0	32	6	
	EIP/REP				36	38	+2	← Total Enrollment			
	ESOL				MTSS Specialist						
	Gifted				JROTC						
	Other Teachers (See Notes)				GRASP Counseling Grant						
	Instructional Allotment 2.75 No Change	Art	0.50	0.50		ESA			1.00		
		Music	0.50	0.50		SRO					
		Physical Education/Health	0.50	0.50		Campus Supervisor					
		Elementary Band/Strings				Horizon Funds					
		CTAE/Vocational	1.00	1.00		Notes:					
Support Staff 5.50 +0.50	In School Suspension				Facility Information:						
	Star Substitute	0.25	0.25		44,000 sf 0 portables N RR portables Cap. Spec Area DCSD#:24 GDOE#: Non-Title I						
	Principal	0.50	0.50		Total Regular Ed/GE for Position Control: 7.25						
	Assistant Principal	0.50	0.50		Custodians: 2nd custodian for minimum coverage						
	Counselor	2.00	2.00		FY25 Notes						
	Media Specialist	0.50	0.50		+1.0 custodian for minimum coverage						
	School Psychologist				Eagle Woods Academy Staff Allotments 2025-2026 Division of Finance Budgets, Allotments & Scheduling 06/16/2025						
	School Social Worker										
	School Nurse	1.00	1.00		DeKalb County School District						
	LTSE	0.50	1.00	+0.50							
Clerical 1.00 -0.25	Secretary 12M Bookkeeper										
	Secretary 12M Registrar										
	Secretary 10M	1.00	1.00								
	Library Media Assistant	0.25		-0.25							
Custodial 3.00 No Change	Plant Engineer										
	Head Custodian	1.00	1.00								
	Custodians	2.00	2.00								
Nutrition Labor Hrs No Change	SNS Manager										
	SNS Assistant Manager										
	Food Service Asst. (7hr)										
	Food Service Asst. (6hr)										
	Food Service Asst. (P/T)										
Special Education 17.50 -3.25	Interrelated	6.00	6.00								
	MID										
	MoID	1.00	1.00								
	SPID										
	Speech	0.25	0.50	+0.25							
	OT/PT										
	Vision										
	Hearing										
	Other Certified	1.00	1.00								
	Paras (.50 each)	6.50	3.00	-3.50							
Other Classified	6.00	6.00									


Allotments	Allotment Calculation Details				Enrollment			Allotted± Enrolled	AllottedX Max Size	Seats Rem
	Category	FY25	FY26	Change	2023	2024	Chg			
Teachers <i>No Change</i>	Pre-School				262	239	-23			
	Kindergarten (21-24)									
	1st Grade (23-27)									
	2nd Grade (23-27)									
	3rd Grade (23-27)									
	4th Grade (25-28)									
	5th Grade (25-28)									
	6th Grade (25-28)									
	7th Grade (25-28)									
	8th Grade (25-28)									
<i>Note: FY26 allotments are based on Fall 2024 enrollment by Grade.</i>	Grades 9-12 (25-32)									
	EIP/REP				262	239	-23	← Total Enrollment		
	ESOL				MTSS Specialist					
	Gifted				JROTC					
	Other Teachers (See Notes)				GRASP Counseling Grant					
	Art	1.00	1.00		ESA			1.00		
	Music				SRO					
	Physical Education/Health	1.00	1.00		Campus Supervisor					
	Elementary Band/Strings				Horizon Funds					
	CTAE/Vocational				Notes: <u>Facility Information:</u> 68,419 sf 0 portables N RR portables Cap. Spec Area DCSD#:20 GDOE#: Non-Title I Total Regular Ed/GE for Position Control: 6.25					
In School Suspension										
Star Substitute	0.25	0.25								
Principal	1.00	1.00								
Assistant Principal	1.00	1.00								
Counselor	1.00	1.00								
Media Specialist	1.00	1.00								
School Psychologist										
School Social Worker	0.20	0.20								
School Nurse	1.00	1.00								
LTSE	0.50	1.00	+0.50							
Clerical 2.50 <i>No Change</i>	Secretary 12M Bookkeeper	1.00	1.00							
	Secretary 12M Registrar									
Custodial 3.00 <i>No Change</i>	Secretary 10M	1.00	1.00							
	Library Media Assistant	0.50	0.50							
Nutrition Labor Hrs 3.50 <i>No Change</i>	Plant Engineer									
	Head Custodian	1.00	1.00							
Special Education 1.75 <i>No Change</i>	Custodians	2.00	2.00							
	SNS Manager	0.50	0.50							
	SNS Assistant Manager	1.00	1.00							
	Food Service Asst. (7hr)									
	Food Service Asst. (6hr)	1.00	1.00							
Special Education 1.75 <i>No Change</i>	Food Service Asst. (P/T)	1.00	1.00							
	Interrelated									
	MID									
	MoID									
	SPID									
	Speech	0.25	0.75	+0.50						
	OT/PT									
Special Education 1.75 <i>No Change</i>	Vision									
	Hearing									
	Other Certified	1.00	1.00							
	Paras (.50 each)	0.50		-0.50						
	Other Classified									


Early Learning Center


Staff Allotments 2025-2026

Division of Finance
Budgets, Allotments &
Scheduling
06/11/2025



Allotments	Allotment Calculation Details				Enrollment			Allotted÷ Enrolled	AllottedX Max Size	Seats Rem	
	Category	FY25	FY26	Change	2023	2024	Chg				
Teachers	Pre-School										
	Kindergarten (21-24)										
	1st Grade (23-27)										
	2nd Grade (23-27)										
	3rd Grade (23-27)										
	No Change	4th Grade (25-28)									
		5th Grade (25-28)									
	Note: FY26 allotments are based on Fall 2024 enrollment by Grade.	6th Grade (25-28)									
		7th Grade (25-28)									
		8th Grade (25-28)									
Grades 9-12 (25-32)											
EIP/REP					0	0		← Total Enrollment			
Instructional Allotment	ESOL				MTSS Specialist						
	Gifted				JROTC						
	Other Teachers (See Notes)				GRASP Counseling Grant						
	Art				ESA						
	Music				SRO						
No Change	Physical Education/Health				Campus Supervisor		4.00				
	Elementary Band/Strings				Horizon Funds						
	CTAE/Vocational				Notes: Facility Information: 46,788 sf 2 portables N RR portables n/a Cap. Spec Area DCSD#:660() GDOE#: Non-Title I Total Regular Ed/GE for Position Control: 0						
In School Suspension											
Star Substitute											
Support Staff	Principal										
	Assistant Principal										
	Counselor										
	Media Specialist										
No Change	School Psychologist										
	School Social Worker										
	School Nurse										
Clerical	LTSE										
	Secretary 12M Bookkeeper										
No Change	Secretary 12M Registrar										
	Secretary 10M										
Custodial	Library Media Assistant										
	Plant Engineer										
	Head Custodian										
No Change	Custodians										
	SNS Manager										
Nutrition Labor Hrs	SNS Assistant Manager										
	Food Service Asst. (7hr)										
	Food Service Asst. (6hr)										
	Food Service Asst. (P/T)										
Special Education #N/A	Interrelated		#N/A	#N/A							
	MID		#N/A	#N/A							
	MoID		#N/A	#N/A							
	SPID		#N/A	#N/A							
	Speech		#N/A	#N/A							
	#N/A	OT/PT		#N/A	#N/A						
		Vision		#N/A	#N/A						
#N/A	Hearing		#N/A	#N/A							
	Other Certified		#N/A	#N/A							
	Paras (.50 each)		#N/A	#N/A							
	Other Classified		#N/A	#N/A							
					FY25 Notes		#N/A				
<h2>Fernbank STT</h2> <h3>Staff Allotments 2025-2026</h3> <p>Division of Finance Budgets, Allotments & Scheduling 06/16/2025</p> 											

Allotments	Allotment Calculation Details				Enrollment			Allotted± Enrolled	AllottedX Max Size	Seats Rem
	Category	FY25	FY26	Change	2023	2024	Chg			
Teachers 8.00 No Change Note: FY26 allotments are based on Fall 2024 enrollment by Grade.	Pre-School									
	Kindergarten (21-24)									
	1st Grade (23-27)									
	2nd Grade (23-27)									
	3rd Grade (23-27)									
	4th Grade (25-28)									
	5th Grade (25-28)									
	6th Grade (25-28)									
	7th Grade (25-28)									
	8th Grade (25-28)									
Grades 9-12 (25-32)	8.00	8.00					0.0	256	256	
EIP/REP					0	0		← Total Enrollment		
ESOL					MTSS Specialist					
Gifted					JROTC					
Other Teachers (See Notes)					GRASP Counseling Grant					
Instructional Allotment 1.00 No Change	Art				ESA					
	Music				SRO					
	Physical Education/Health	1.00	1.00		Campus Supervisor					
	Elementary Band/Strings				Horizon Funds					
	CTAE/Vocational				Notes: <u>Facility Information:</u> 0 sf 0 portables N RR portables n/a Cap. Spec Area DCSD#:602() GDOE#: Non-Title I Total Regular Ed/GE for Position Control: 12					
	In School Suspension									
Star Substitute										
Support Staff 4.00 +1.00	Principal	1.00	1.00		FY25 Notes Added support staff for FY25. Teacher increases will be contingent on enrollment.					
	Assistant Principal	1.00	1.00							
	Counselor	1.00	1.00							
	Media Specialist									
	School Psychologist									
	School Social Worker									
	School Nurse									
LTSE		1.00	+1.00							
Clerical 1.00 No Change	Secretary 12M Bookkeeper	1.00	1.00		Flex Academy Staff Allotments 2025-2026 Division of Finance Budgets, Allotments & Scheduling 06/11/2025					
	Secretary 12M Registrar									
	Secretary 10M									
	Library Media Assistant									
Custodial No Change	Plant Engineer									
	Head Custodian	1.00	1.00							
	Custodians	-1.00	-1.00							
Nutrition Labor Hrs No Change	SNS Manager									
	SNS Assistant Manager									
	Food Service Asst. (7hr)									
	Food Service Asst. (6hr)									
	Food Service Asst. (P/T)									
Special Education #N/A #N/A	Interrelated	2.00	#N/A	#N/A						
	MID		#N/A	#N/A						
	MoID		#N/A	#N/A						
	SPID		#N/A	#N/A						
	Speech		#N/A	#N/A						
	OT/PT		#N/A	#N/A						
	Vision		#N/A	#N/A						
	Hearing		#N/A	#N/A						
	Other Certified		#N/A	#N/A						
	Paras (.50 each)		#N/A	#N/A						
Other Classified		#N/A	#N/A							

Allotments	Allotment Calculation Details				Enrollment			Allotted÷ Enrolled	AllottedX Max Size	Seats Rem	
	Category	FY25	FY26	Change	2023	2024	Chg				
Teachers 26.00 <i>No Change</i>	Pre-School										
	Kindergarten (21-24)										
	1st Grade (23-27)										
	2nd Grade (23-27)										
	3rd Grade (23-27)										
	4th Grade (25-28)										
	5th Grade (25-28)										
	6th Grade (25-28)										
	7th Grade (25-28)					189	114	-75			
	8th Grade (25-28)					122	178	+56			
<i>Note: FY26 allotments are based on Fall 2024 enrollment by Grade.</i>	Grades 9-12 (25-32)										
	EIP/REP				311	292	-19	← Total Enrollment			
	ESOL	26.00	26.00		MTSS Specialist		1.00				
	Gifted				JROTC						
	Other Teachers (See Notes)				GRASP Counseling Grant						
	Art				ESA		1.00				
	Music				SRO						
	Physical Education/Health				Campus Supervisor						
	Elementary Band/Strings				Horizon Funds						
	CTAE/Vocational				Notes: Facility Information: 76,778 sf 0 portables N RR portables n/a Cap. Spec Area DCSD#:716 GDOE#: Non-Title I Total Regular Ed/GE for Position Control: 32.25						
In School Suspension											
Star Substitute	0.25	0.25									
Support Staff 8.83 +0.67	Principal	1.00	1.00								
	Assistant Principal	2.00	2.00								
	Counselor	2.00	2.00								
	Media Specialist	1.00	1.00								
School Psychologist	0.33	0.33									
School Social Worker	0.50	0.50									
School Nurse	1.00	1.00									
LTSE	0.33	1.00	+0.67								
Clerical 5.00 +0.50	Secretary 12M Bookkeeper	1.00	1.00								
	Secretary 12M Registrar	1.00	1.00								
	Secretary 10M	2.00	2.00								
Library Media Assistant	0.50	1.00	+0.50								
Custodial 4.00 <i>No Change</i>	Plant Engineer										
	Head Custodian	1.00	1.00								
	Custodians	3.00	3.00								
Nutrition Labor Hrs 7.50 <i>No Change</i>	SNS Manager	0.50	0.50								
	SNS Assistant Manager										
	Food Service Asst. (7hr)										
	Food Service Asst. (6hr)	7.00	7.00								
Food Service Asst. (P/T)											
Special Education 2.50 +2.25	Interrelated										
	MID										
	MoID										
	SPID										
	Speech	0.25	2.00	+1.75							
	OT/PT										
	Vision										
	Hearing										
	Other Certified										
	Paras (.50 each)		0.50	+0.50							
Other Classified											
					FY25 Notes Counselor and AP reduced by 1.00 2/9/24						
					<h2>International Student Center</h2> <h3>Staff Allotments 2025-2026</h3> Division of Finance Budgets, Allotments & Scheduling 06/16/2025						
											

Allotments	Allotment Calculation Details				Enrollment			Allotted± Enrolled	AllottedX Max Size	Seats Rem
	Category	FY25	FY26	Change	2023	2024	Chg			
Teachers 26.50 No Change	Pre-School									
	Kindergarten (21-24)									
	1st Grade (23-27)									
	2nd Grade (23-27)									
	3rd Grade (23-27)									
	4th Grade (25-28)	7.00	7.00		183	183		26.1	196	13
	5th Grade (25-28)	7.00	7.00		184	184		26.3	196	12
	6th Grade (25-28)	7.00	7.00		184	184		26.3	196	12
	7th Grade (25-28)									
	8th Grade (25-28)									
Note: FY26 allotments are based on Fall 2024 enrollment by Grade.	Grades 9-12 (25-32)									
	EIP/REP				551	551		← Total Enrollment		
	ESOL	0.50	0.50		MTSS Specialist			0.50		
	Gifted	3.00	4.00	+1.00	JROTC					
	Other Teachers (See Notes)	2.00	1.00	-1.00	GRASP Counseling Grant					
	Art	1.00	1.00		ESA			1.00		
	Music	1.00	1.00		SRO					
	Physical Education/Health	2.00	2.00		Campus Supervisor					
	Elementary Band/Strings	1.00	1.00		Horizon Funds					
	CTAE/Vocational				Notes:					
In School Suspension				<p style="text-align: center;"><u>Facility Information:</u></p> <p style="text-align: center;">57,163 sf 8 portables Y RR portables 408 Cap. Spec Area DCSD#:237 GDOE#:0288 Non-Title I</p> <p style="text-align: center;">Total Regular Ed/GE for Position Control: 36.25</p> <p>Other Teachers: +1.00 teacher to support programing</p> <p style="text-align: center;">Custodians:</p> <p style="text-align: center;">4 custodians = 2.00 +1.00 (portables) + 1.00 (high utilization)</p>						
Star Substitute	0.25	0.25		FY25 Notes						
Principal	1.00	1.00		Corrected max class size for teachers and recategorized 3.00 as gifted for FY24 and FY25 columns. PE reflects the 6th grade program. +2.00 Teacher to support language program to be revisited in pre-allotment meetings (winter 2024). 02/26/2024						
Assistant Principal	1.00	1.00		<h2 style="text-align: center;">Kittredge Magnet School</h2> <h3 style="text-align: center;">Staff Allotments 2025-2026</h3> <p style="text-align: center;">Division of Finance Budgets, Allotments & Scheduling 06/11/2025</p>						
Counselor	1.50	1.50								
Media Specialist	1.00	1.00								
School Psychologist	0.33	0.33								
School Social Worker	0.20	0.20								
School Nurse	1.00	1.00								
LTSE	0.33	1.00	+0.67							
Secretary 12M Bookkeeper	1.00	1.00								
Secretary 12M Registrar										
Secretary 10M	1.00	1.00								
Library Media Assistant	1.00	1.00								
Plant Engineer				<h2 style="text-align: center;">Kittredge Magnet School</h2> <h3 style="text-align: center;">Staff Allotments 2025-2026</h3> <p style="text-align: center;">Division of Finance Budgets, Allotments & Scheduling 06/11/2025</p>						
Head Custodian	1.00	1.00								
Custodians	4.00	4.00								
SNS Manager	0.33	0.33								
SNS Assistant Manager	1.00	1.00								
Food Service Asst. (7hr)										
Food Service Asst. (6hr)	3.00	3.00								
Food Service Asst. (P/T)										
Interrelated	3.00	3.00								
MID										
MoID										
SPID										
Speech	0.50	0.25	-0.25							
OT/PT										
Vision										
Hearing										
Other Certified										
Paras (.50 each)	1.00	0.50	-0.50							
Other Classified										

Allotments	Allotment Calculation Details				Enrollment			Allotted± Enrolled	AllottedX Max Size	Seats Rem
	Category	FY25	FY26	Change	2023	2024	Chg			
Teachers 20.00 -1.00 <i>Note: FY26 allotments are based on Fall 2024 enrollment by Grade.</i>	Pre-School				44	52	+8			
	Kindergarten (21-24)	3.00	3.00		63	60	-3	20.0	72	12
	1st Grade (23-27)	3.00	3.00		68	72	+4	22.7	81	9
	2nd Grade (23-27)	3.00	3.00		55	69	+14	18.3	81	12
	3rd Grade (23-27)	3.00	2.00	-1.00	73	49	-24	24.3	54	5
	4th Grade (25-28)	3.00	3.00		59	63	+4	19.7	84	21
	5th Grade (25-28)	3.00	3.00		65	63	-2	21.7	84	21
	6th Grade (25-28)									
	7th Grade (25-28)									
	8th Grade (25-28)									
Grades 9-12 (25-32)										
Instructional Allotment 3.75 No Change	EIP/REP	1.00	1.00		427	428	+1	← Total Enrollment		
	ESOL	0.50	0.50					MTSS Specialist 1.00		
	Gifted	0.50	0.50					JROTC		
	Other Teachers (See Notes)	1.00	1.00					GRASP Counseling Grant		
	Art	1.00	1.00					ESA 1.00		
	Music	1.00	1.00					SRO		
Support Staff 7.03 +0.67	Physical Education/Health	1.00	1.00		Campus Supervisor					
	Elementary Band/Strings	0.50	0.50		Horizon Funds					
	CTAE/Vocational				Notes:					
	In School Suspension				<u>Facility Information:</u> 91,478 sf 0 portables N RR portables 792 Cap. Spec Area DCSD#:261 GDOE#:0197 Title I Total Regular Ed/GE for Position Control: 28.25					
Clerical 3.00 No Change	Star Substitute	0.25	0.25		Other Teachers: Theme Program +1.00 Teachers					
	Principal	1.00	1.00		FY25 Notes					
	Assistant Principal	1.00	1.00							
Custodial 4.00 No Change	Counselor	1.50	1.50							
	Media Specialist	1.00	1.00							
	School Psychologist	0.33	0.33							
Nutrition Labor Hrs 6.00 No Change	School Social Worker	0.20	0.20							
	School Nurse	1.00	1.00							
	LTSE	0.33	1.00	+0.67						
	Secretary 12M Bookkeeper	1.00	1.00							
Special Education 11.25 +5.25	Secretary 12M Registrar									
	Secretary 10M	1.00	1.00							
	Library Media Assistant	1.00	1.00							
	Plant Engineer									
	Head Custodian	1.00	1.00							
	Custodians	3.00	3.00							
	SNS Manager	1.00	1.00							
	SNS Assistant Manager									
	Food Service Asst. (7hr)	1.00	1.00							
	Food Service Asst. (6hr)	4.00	4.00							
Special Education 11.25 +5.25	Food Service Asst. (P/T)									
	Interrelated	5.00	6.00	+1.00						
	MID									
	MoID									
	SPID									
	Speech		0.25	+0.25						
	OT/PT									
	Vision									
Special Education 11.25 +5.25	Hearing									
	Other Certified		2.00	+2.00						
	Paras (.50 each)	1.00	3.00	+2.00						
	Other Classified									

Marbut Elementary School

Staff Allotments 2025-2026

Division of Finance
Budgets, Allotments &
Scheduling
06/11/2025




Allotments	Allotment Calculation Details				Enrollment			Allotted± Enrolled	AllottedX Max Size	Seats Rem
	Category	FY25	FY26	Change	2023	2024	Chg			
Teachers 25.00 -1.50 <i>Note: FY26 allotments are based on Fall 2024 enrollment by Grade.</i>	Pre-School				56	57	+1			
	Kindergarten (21-24)	4.00	4.00		84	78	-6	19.5	96	18
	1st Grade (23-27)	3.00	3.00		73	81	+8	24.3	81	0
	2nd Grade (23-27)	4.00	3.00	-1.00	91	79	-12	22.8	81	2
	3rd Grade (23-27)	4.00	4.00		84	86	+2	21.0	108	22
	4th Grade (25-28)	3.00	3.00		82	68	-14	27.3	84	16
	5th Grade (25-28)	4.00	4.00		95	86	-9	23.8	112	26
	6th Grade (25-28)									
	7th Grade (25-28)									
	8th Grade (25-28)									
	Grades 9-12 (25-32)									
	Instructional Allotment 3.75 No Change	EIP/REP	0.50	0.50		565	535	-30	← Total Enrollment	
ESOL		0.50	0.50		MTSS Specialist			1.00		
Gifted		0.50	0.50		JROTC					
Other Teachers (See Notes)		3.00	2.50	-0.50	GRASP Counseling Grant					
Art		1.00	1.00		ESA			1.00		
Music		1.00	1.00		SRO					
Physical Education/Health		1.00	1.00		Campus Supervisor					
Support Staff 7.23 +0.67	Elementary Band/Strings	0.50	0.50		Horizon Funds					
	CTAE/Vocational				Notes:					
	In School Suspension				<u>Facility Information:</u> 99,190 sf 0 portables N RR portables 816 Cap. Spec Area DCSD#:194 GDOE#:0100 Title I					
	Star Substitute	0.25	0.25		Total Regular Ed/GE for Position Control: 33.25					
Clerical 3.00 No Change	Principal	1.00	1.00		Other Teachers: Theme Program +1.00					
	Assistant Principal	1.00	1.00		Other Teachers: 1.50 to retain staff (Paras) per Dr. Hall 2/11					
	Counselor	1.50	1.50							
Custodial 5.00 No Change	Media Specialist	1.00	1.00		FY25 Notes					
	School Psychologist	0.33	0.33		+2.00 to keep comparability paras which are usually added mid-year 2/9/24. Per Dr. Collins, School will be allotted .5 to retain Comparability Para. (Dr. M. Hall; 4/30/24)					
	School Social Worker	0.40	0.40							
Nutrition Labor Hrs 6.00 No Change	School Nurse	1.00	1.00							
	LTSE	0.33	1.00	+0.67						
	Secretary 12M Bookkeeper	1.00	1.00							
Special Education 7.00 No Change	Secretary 12M Registrar									
	Secretary 10M	1.00	1.00							
	Library Media Assistant	1.00	1.00							
	Plant Engineer									
	SNS Manager	1.00	1.00							
	Head Custodian	1.00	1.00							
	Custodians	4.00	4.00							
Special Education 7.00 No Change	SNS Assistant Manager									
	Food Service Asst. (7hr)									
	Food Service Asst. (6hr)	5.00	5.00							
	Food Service Asst. (P/T)									
	Interrelated	6.00	6.00							
	MID									
	MoID									
	SPID									
	Speech	0.50	0.50							
	OT/PT									
Special Education 7.00 No Change	Vision									
	Hearing									
	Other Certified									
	Paras (.50 each)	0.50	0.50							
Special Education 7.00 No Change	Other Classified									

Narvie J. Harris Elementary School

Staff Allotments 2025-2026

Division of Finance
Budgets, Allotments &
Scheduling
06/11/2025



Allotments	Allotment Calculation Details				Enrollment			Allotted± Enrolled	AllottedX Max Size	Seats Rem
	Category	FY25	FY26	Change	2023	2024	Chg			
Teachers 35.50 <i>No Change</i> <i>Note: FY26 allotments are based on Fall 2024 enrollment by Grade.</i>	Pre-School				44	40	-4			
	Kindergarten (21-24)	5.00	5.00		107	100	-7	20.0	120	20
	1st Grade (23-27)	4.00	4.00		108	107	-1	27.0	108	1
	2nd Grade (23-27)	4.00	4.00		108	103	-5	27.0	108	5
	3rd Grade (23-27)	4.00	4.00		98	100	+2	24.5	108	8
	4th Grade (25-28)	4.00	4.00		101	87	-14	25.3	112	25
	5th Grade (25-28)	3.00	3.00		84	84		28.0	84	0
	6th Grade (25-28)									
	7th Grade (25-28)									
	8th Grade (25-28)									
	Grades 9-12 (25-32)									
	Instructional Allotment 3.75 <i>No Change</i>	EIP/REP	1.00	1.00		650	621	-29	← Total Enrollment	
ESOL		9.00	9.00		MTSS Specialist			1.00		
Gifted		0.50	0.50		JROTC					
Other Teachers (See Notes)		1.00	1.00		GRASP Counseling Grant					
Art		1.00	1.00		ESA			1.00		
Music		1.00	1.00		SRO					
Physical Education/Health		1.00	1.00		Campus Supervisor					
Support Staff 7.03 +0.50	Elementary Band/Strings	0.50	0.50		Horizon Funds					
	CTAE/Vocational				Notes:					
	In School Suspension				<u>Facility Information:</u> 72,228 sf 0 portables N RR portables 672 Cap. Spec Area DCSD#:300 GDOE#:4063 Title I					
	Star Substitute	0.25	0.25		Total Regular Ed/GE for Position Control: 43.75					
Clerical 3.00 <i>No Change</i>	School Psychologist	0.33	0.33		Other Teachers: Theme Program +1.00 Teachers					
	School Social Worker	0.20	0.20		FY25 Notes					
	School Nurse	1.00	1.00		Oakcliff Elementary School Staff Allotments 2025-2026 Division of Finance Budgets, Allotments & Scheduling 06/11/2025					
Custodial 4.00 <i>No Change</i>	LTSE	0.50	1.00	+0.50						
	Secretary 12M Bookkeeper	1.00	1.00							
Clerical 3.00 <i>No Change</i>	Secretary 12M Registrar									
	Secretary 10M	1.00	1.00							
Custodial 4.00 <i>No Change</i>	Library Media Assistant	1.00	1.00							
	Plant Engineer									
	Head Custodian	1.00	1.00							
Nutrition Labor Hrs 6.50 <i>No Change</i>	Custodians	3.00	3.00							
	SNS Manager	0.50	0.50							
	SNS Assistant Manager	1.00	1.00							
	Food Service Asst. (7hr)									
Special Education 10.00 +2.00	Food Service Asst. (6hr)	5.00	5.00							
	Food Service Asst. (P/T)									
	Interrelated	7.00	7.00							
	MID									
	MoID									
	SPID									
	Speech		2.00	+2.00						
	OT/PT									
	Vision									
	Hearing									
Special Education 10.00 +2.00	Other Certified									
	Paras (.50 each)	1.00	1.00							
	Other Classified									

Allotments	Allotment Calculation Details				Enrollment			Allotted± Enrolled	AllottedX Max Size	Seats Rem
	Category	FY25	FY26	Change	2023	2024	Chg			
Teachers 18.00 +1.00 <i>Note: FY26 allotments are based on Fall 2024 enrollment by Grade.</i>	Pre-School				21	20	-1			
	Kindergarten (21-24)	2.00	2.00		41	42	+1	21.0	48	6
	1st Grade (23-27)	3.00	2.00	-1.00	56	45	-11	18.7	54	9
	2nd Grade (23-27)	2.00	3.00	+1.00	48	60	+12	24.0	81	21
	3rd Grade (23-27)	2.00	3.00	+1.00	51	55	+4	25.5	81	26
	4th Grade (25-28)	2.00	2.00		53	44	-9	26.5	56	12
	5th Grade (25-28)	2.00	2.00		44	44		22.0	56	12
	6th Grade (25-28)									
	7th Grade (25-28)									
	8th Grade (25-28)									
	Grades 9-12 (25-32)									
Instructional Allotment 3.25 No Change	EIP/REP	0.50	0.50		314	310	-4	← Total Enrollment		
	ESOL	2.00	2.00							
	Gifted	0.50	0.50							
	Other Teachers (See Notes)	1.00	1.00							
	Art	0.50	0.50							
	Music	1.00	1.00							
	Physical Education/Health	1.00	1.00							
	Elementary Band/Strings	0.50	0.50							
	CTAE/Vocational									
	In School Suspension									
Star Substitute	0.25	0.25								
Support Staff 6.53 +0.67	Principal	1.00	1.00		MTSS Specialist			1.00		
	Assistant Principal	1.00	1.00		JROTC					
	Counselor	1.00	1.00		GRASP Counseling Grant					
	Media Specialist	1.00	1.00		ESA			1.00		
	School Psychologist	0.33	0.33		SRO					
	School Social Worker	0.20	0.20		Campus Supervisor					
	School Nurse	1.00	1.00		Horizon Funds					
	LTSE	0.33	1.00	+0.67	Notes:					
Clerical 3.00 No Change	Secretary 12M Bookkeeper	1.00	1.00		<u>Facility Information:</u> 61,078 sf 0 portables N RR portables 504 Cap. Spec Area DCSD#:370 GDOE#:0399 Title I					
	Secretary 12M Registrar				Total Regular Ed/GE for Position Control: 25.25					
	Secretary 10M	1.00	1.00		Other Teachers: Theme Program +1.00					
	Library Media Assistant	1.00	1.00		FY25 Notes					
Custodial 3.00 No Change	Plant Engineer									
	Head Custodian	1.00	1.00							
	Custodians	2.00	2.00							
Nutrition Labor Hrs 4.50 No Change	SNS Manager	0.50	0.50							
	SNS Assistant Manager									
	Food Service Asst. (7hr)									
	Food Service Asst. (6hr)	4.00	4.00							
	Food Service Asst. (P/T)									
Special Education 7.00 +1.00	Interrelated	5.00	5.00							
	MID									
	MoID									
	SPID									
	Speech		1.00	+1.00						
	OT/PT									
	Vision									
	Hearing									
	Other Certified									
	Paras (.50 each)	1.00	1.00							
Other Classified										

Robert Shaw Traditional Theme School

Staff Allotments 2025-2026

Division of Finance
Budgets, Allotments &
Scheduling
06/11/2025



Allotments	Allotment Calculation Details				Enrollment			Allotted÷ Enrolled	AllottedX Max Size	Seats Rem	
	Category	FY25	FY26	Change	2023	2024	Chg				
Teachers	Pre-School										
	Kindergarten (21-24)										
	1st Grade (23-27)										
	2nd Grade (23-27)										
	3rd Grade (23-27)				2	1	-1				
	No Change	4th Grade (25-28)				2	5	+3			
		5th Grade (25-28)				1	3	+2			
	Note: FY26 allotments are based on Fall 2024 enrollment by Grade.	6th Grade (25-28)									
		7th Grade (25-28)									
		8th Grade (25-28)									
Grades 9-12 (25-32)											
EIP/REP					5	9	+4	← Total Enrollment			
ESOL					MTSS Specialist						
Gifted					JROTC						
Other Teachers (See Notes)					GRASP Counseling Grant						
Instructional Allotment 1.75		Art	0.50	0.50		ESA			1.00		
		Music	0.50	0.50		SRO					
	Physical Education/Health	0.50	0.50		Campus Supervisor						
	Elementary Band/Strings				Horizon Funds						
	CTAE/Vocational										
No Change	In School Suspension										
	Star Substitute	0.25	0.25								
Support Staff 4.50	Principal	0.50	0.50								
	Assistant Principal	0.50	0.50								
	Counselor	2.00	2.00								
	Media Specialist	0.50	0.50								
	School Psychologist										
-0.50	School Social Worker										
	School Nurse										
Clerical 1.00	LTSE	1.50	1.00	-0.50							
	Secretary 12M Bookkeeper										
No Change	Secretary 12M Registrar										
	Secretary 10M	1.00	1.00								
Custodial 3.00	Library Media Assistant										
	Plant Engineer										
	Head Custodian	1.00	1.00								
No Change	Custodians	2.00	2.00								
Nutrition Labor Hrs	SNS Manager										
	SNS Assistant Manager										
	Food Service Asst. (7hr)										
	Food Service Asst. (6hr)										
	Food Service Asst. (P/T)										
Special Education 9.50	Interrelated	2.50	2.00	-0.50							
	MID										
	MoID	1.00	1.00								
	SPID										
	Speech	0.25	1.00	+0.75							
	+2.75	OT/PT		2.00	+2.00						
		Vision									
	Hearing										
	Other Certified										
	Paras (.50 each)	2.00	2.50	+0.50							
	Other Classified	1.00	1.00								

Notes:

Facility Information:
56,149 sf|0 portables|N RR portables| n/a Cap.
Spec Area DCSD#:11 GDOE#: Non-Title I


Total Regular Ed/GE for Position Control: 5.25


FY25 Notes

Shadow Rock Center

Staff Allotments 2025-2026

Division of Finance
Budgets, Allotments &
Scheduling
06/16/2025



Allotments	Allotment Calculation Details				Enrollment			Allotted± Enrolled	AllottedX Max Size	Seats Rem
	Category	FY25	FY26	Change	2023	2024	Chg			
Teachers 15.50 +1.00	Pre-School									
	Kindergarten (21-24)									
	1st Grade (23-27)									
	2nd Grade (23-27)									
	3rd Grade (23-27)									
	4th Grade (25-28)	2.00	2.00		51	29	-22	25.5	56	27
	5th Grade (25-28)	2.00	3.00	+1.00	53	66	+13	26.5	84	18
	6th Grade (25-28)	2.00	3.00	+1.00	54	68	+14	27.0	84	16
	7th Grade (25-28)	3.00	2.00	-1.00	61	54	-7	20.3	56	2
	8th Grade (25-28)	2.00	2.00		46	56	+10	23.0	56	0
Grades 9-12 (25-32)										
EIP/REP							265	273	+8	← Total Enrollment
ESOL				0.50	0.50		MTSS Specialist 0.50			
Gifted				3.00	3.00		JROTC			
Other Teachers (See Notes)							GRASP Counseling Grant			
Instructional Allotment 3.25 <i>No Change</i>	Art	0.50	0.50		ESA				1.00	
	Music	1.00	1.00		SRO					
	Physical Education/Health	1.00	1.00		Campus Supervisor					
	Elementary Band/Strings	0.50	0.50		Horizon Funds					
	CTAE/Vocational				Notes: <u>Facility Information:</u> 66,649 sf 0 portables N RR portables 600 Cap. Spec Area DCSD#:139 GDOE#:0309 Title I Total Regular Ed/GE for Position Control: 22.75					
	In School Suspension									
Star Substitute	0.25	0.25								
Support Staff 6.53 +0.67	Principal	1.00	1.00							
	Assistant Principal	1.00	1.00							
	Counselor	1.00	1.00							
	Media Specialist	1.00	1.00							
	School Psychologist	0.33	0.33							
	School Social Worker	0.20	0.20							
Clerical 3.00 +0.50	School Nurse	1.00	1.00							
	LTSE	0.33	1.00	+0.67						
	Secretary 12M Bookkeeper	1.00	1.00							
Custodial 3.00 <i>No Change</i>	Secretary 12M Registrar									
	Secretary 10M	1.00	1.00							
	Library Media Assistant	0.50	1.00	+0.50						
Nutrition Labor Hrs 2.50 <i>No Change</i>	Plant Engineer				FY25 Notes					
	Head Custodian	1.00	1.00							
	Custodians	2.00	2.00							
Special Education 1.50 +1.25	SNS Manager	0.50	0.50		Wadsworth Magnet School Staff Allotments 2025-2026 Division of Finance Budgets, Allotments & Scheduling 06/11/2025 					
	SNS Assistant Manager	1.00	1.00							
	Food Service Asst. (7hr)									
	Food Service Asst. (6hr)	1.00	1.00							
	Food Service Asst. (P/T)									
	Interrelated									
	MID									
	MoID									
SPID										
	Speech	0.25	1.50	+1.25						
	OT/PT									
	Vision									
	Hearing									
	Other Certified									
	Paras (.50 each)									
	Other Classified									

Allotments	Allotment Calculation Details				Enrollment			Allotted± Enrolled	AllottedX Max Size	Seats Rem
	Category	FY25	FY26	Change	2023	2024	Chg			
Teachers 25.50 -1.00 <i>Note: FY26 allotments are based on Fall 2024 enrollment by Grade.</i>	Pre-School				22	20	-2			
	Kindergarten (21-24)	4.00	3.00	-1.00	75	65	-10	21.7	72	7
	1st Grade (23-27)	4.00	3.00	-1.00	88	78	-10	22.0	81	3
	2nd Grade (23-27)	3.00	4.00	+1.00	72	93	+21	24.0	108	15
	3rd Grade (23-27)	4.00	4.00		103	94	-9	25.8	108	14
	4th Grade (25-28)	4.00	4.00		105	91	-14	26.3	112	21
	5th Grade (25-28)	4.00	4.00		94	104	+10	23.5	112	8
	6th Grade (25-28)									
	7th Grade (25-28)									
	8th Grade (25-28)									
	Grades 9-12 (25-32)									
Instructional Allotment 3.75 No Change	EIP/REP	0.50	0.50		559	545	-14	← Total Enrollment		
	ESOL	1.00	1.00		MTSS Specialist			1.00		
	Gifted	1.00	1.00		JROTC					
	Other Teachers (See Notes)	1.00	1.00		GRASP Counseling Grant					
	Art	1.00	1.00		ESA			1.00		
	Music	1.00	1.00		SRO					
	Physical Education/Health	1.00	1.00		Campus Supervisor					
Elementary Band/Strings	0.50	0.50		Horizon Funds						
CTAE/Vocational				Notes: <u>Facility Information:</u> 95,022 sf 0 portables N RR portables 840 Cap. Spec Area DCSD#:498 GDOE#:0102 Title I Total Regular Ed/GE for Position Control: 33.75 Other Teachers: Theme Program +1.00						
In School Suspension										
Star Substitute	0.25	0.25								
Principal	1.00	1.00								
Assistant Principal	1.00	1.00								
Counselor	1.50	1.50								
Media Specialist	1.00	1.00								
School Psychologist	0.33	0.33								
School Social Worker	0.20	0.20								
School Nurse	1.00	1.00								
LTSE	0.50	1.00	+0.50							
Clerical 3.00 No Change	Secretary 12M Bookkeeper	1.00	1.00							
	Secretary 12M Registrar									
Custodial 5.00 No Change	Secretary 10M	1.00	1.00							
	Library Media Assistant	1.00	1.00							
Nutrition Labor Hrs 6.00 No Change	Plant Engineer									
	SNS Manager	1.00	1.00							
	Head Custodian	1.00	1.00							
	SNS Assistant Manager									
Special Education 10.50 +1.00	Food Service Asst. (7hr)	1.00	1.00							
	Food Service Asst. (6hr)	4.00	4.00							
	Food Service Asst. (P/T)									
	Interrelated	3.00	3.00							
	MID									
	MoID	2.00	2.00							
	SPID									
	Speech	1.00		-1.00						
	OT/PT									
	Vision									
Other Certified Paras (.50 each) Other Classified	Hearing									
	Other Certified		1.00	+1.00						
	Paras (.50 each)	3.50	4.50	+1.00						
	Other Classified									

Wynbrooke Elementary School

Staff Allotments 2025-2026

Division of Finance
Budgets, Allotments &
Scheduling
06/11/2025

