



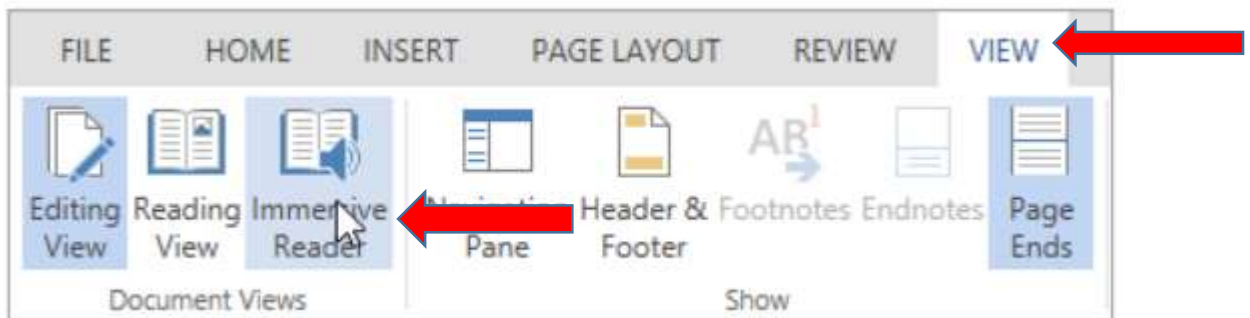
Immersive Reader

Learning Tools from Microsoft

Immersive Reader- Reads texts aloud while simultaneously highlighting to support reader's focus along with other customizable settings.

Learning Tools is now available to all Office 365 users in DCSD. To access these new Learning Tools, login to Office 365 (available on Word, Outlook, Forms, and OneNote).

1. Open a Word (OneNote) document. (Must be in Edit mode/Edit in Browser to be able to access the Menu Bar.)
2. Go to the **View** menu.
3. Click **Immersive Reader**.



Features in Immersive Reader



Allows user to play/pause content




Voice settings- Allows user to adjust the rate of speech and voice

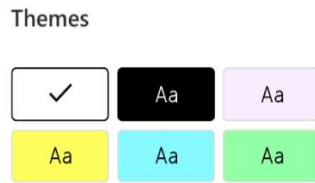
Additional Settings



Text Preference

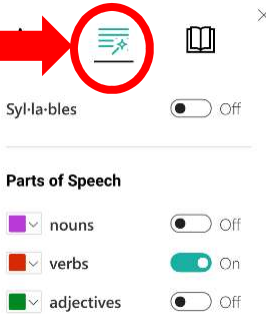



Allows the user to adjust the text size, spacing, font, and themes (font/background color)



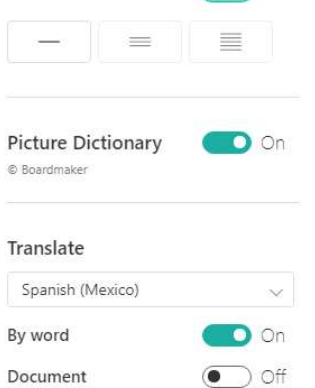
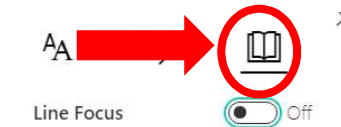
(More colors are included)

Grammar Options



Allows user to identify words by syllables and designate a color/label for parts of speech (nouns, verbs, adjectives, adverbs) Supported in some language packs

Reading Preferences



Allows user to enable a screen mask for line focus. Using Boardmaker symbols, a picture dictionary can be utilized, when available, for selected words.

New Feature: Translate- provides for over 60 languages. Allows user to select single words or whole passages for translation. 25 languages also have coinciding text to speech capability.