


Joining a Microsoft Teams Meeting for Students

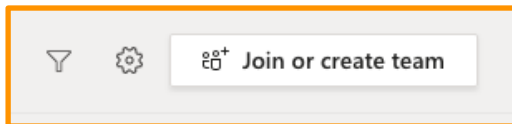
1. Log into Launchpad.



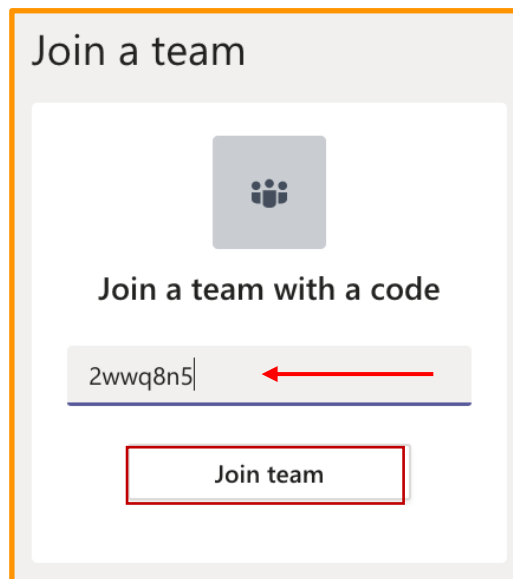
2. Click on the Microsoft Teams icon.



3. Click on Join or create team icon.



4. Enter the Team Code that is provided by your teacher.
5. Click Join Team.



Joining a Microsoft Teams Meeting for Students

6. Once your teacher starts a meeting, you may join the meeting by clicking on the Join icon from the General tab.

